

SANT 株洲圣达切削刀具有限公司



# 2022-2023年产品型录


CATALOGUE 2022-2023

2022-2023 版

2022-2023 版

经销商地址:

The contact information of dealer



SANT 微信公众平台  
www.hnsant.com

SANT 株洲圣达切削刀具有限公司  
ZHUSHOU SANT CUTTING TOOLS CO.,LTD.

## INTRODUCTION 公司简介

株洲圣达切削刀具有限公司是一家专业设计、制造及销售数控刀具及硬质合金产品的工厂。公司位于中国硬质合金生产基地-株洲。公司目前主要产品有：数控车刀、数控铣刀、孔加工刀具、数控刀片、工具系统及各类硬质合金制品。



公司拥有强大的设计团队，通过了ISO9001质量管理体系认证；采用ERP系统进行高效准确的管理；拥有包括DMG、MAZAK五轴联动高精度加工中心，ANCA五轴联动高精度磨削中心，ZEISS三坐标高精度检测仪在内的多台数控加工设备以及各种检测设备；同时与包括NIHONG-TECHNO热处理公司在内的多家优秀供应商建立了协作关系，以确保“SANT”系列产品的质量始终处于行业领先水平。

公司拥有多年的设计及制造数控刀具及硬质合金产品的经验，能够为客户提供各类非标刀具，也能为您提供整套产品加工所需的刀具配套方案及各类硬质合金制品。公司秉承“质量第一，服务至上”的理念，与全世界许多客户建立了长期友好的合作。

Zhuzhou Sant Cutting Tools Co., Ltd is a modern joint-stock company specializing in the designing, producing and selling of CNC cutting tools and cemented carbide tools. Located in Zhuzhou, one of the biggest manufacturing bases of cemented carbide cutting tools in China, our company mainly produces various cnc turning tools, milling tools, drilling tools, cnc inserts, tooling systems and various cemented carbide tools.




· DMG五轴联动高精度加工中心



· MAZAK五轴联动高精度加工中心



· ANCA五轴联动高精度磨削中心



· ZEISS三坐标高精度检测仪

We have strong design team and complete quality-testing system and have passed the ISO9001 Certification of Quality Management System. Besides, ERP system is adopted to improve the efficient and accurate management. More importantly, we have various kinds of processing equipment, including DMG、MAZAK five-axis linkage high precision machining center, ANCA five-axis linkage high precision grinding center. In order to make sure the quality of "SANT" series products always stands at the front of the industry, we have established collaboration relationships with many outstanding suppliers including NIHONG TECHNO - the heat treatment company.

With the experience of designing and manufacturing cnc cutting tools for many years, we can provide customers with various non-standard tool holders, and can also provide a complete set of supporting scheme for required tools during the processing as well as various carbide tools. In accordance with the principle "Quality First, Service Supreme", we have established long-term friendly cooperation relationships with many customers all over the world.

# 目录 (一)

## CONTENTS

### 车削刀具 页码提示

产品预览 PROUDUT PREVIEW	P01~P06
外圆端面车刀型号说明 INDEXABLE EXTERNAL TURNING TOOL CODE KEY	P07~P08
M型外圆车刀 M TYPE EXTERNAL TURNING TOOL HOLDERS	P09~P20
P型外圆车刀 P TYPE EXTERNAL TURNING TOOL HOLDERS	P21~P28
S型外圆车刀 S TYPE EXTERNAL TURNING TOOL HOLDERS	P29~P40
C型外圆车刀 C TYPE EXTERNAL TURNING TOOL HOLDERS	P41~P44
D型外圆车刀 D TYPE EXTERNAL TURNING TOOL HOLDERS	P45~P54
W型外圆车刀 W TYPE EXTERNAL TURNING TOOL HOLDERS	P55~P56
内孔车刀型号说明 INTERNAL TURNING TOOL HOLDER CODE KEY	P57
M型内孔车刀 M TYPE INTERNAL TURNING TOOL HOLDERS	P58~P65
P型内孔车刀 P TYPE INTERNAL TURNING TOOL HOLDERS	P66~P68
D型内孔车刀 D TYPE INTERNAL TURNING TOOL HOLDERS	P69
S型内孔车刀 S TYPE INTERNAL TURNING TOOL HOLDERS	P70~P79
S型钨钢抗震刀杆 S TYPE CARBIDE BORING BARS	P80~P82
螺纹车刀型号说明 THREADING TOOL HOLDERS CODE KEY	P83
外螺纹车刀 EXTERNAL THREADING TOOLS	P84
内螺纹车刀 INTERNAL THREADING TOOLS	P85
切断切槽刀型号说明 PARTING AND GROOVING HOLDERS CODE KEY	P86
切断切槽车刀 PARTING CROOVING TURNING TOOLS	P87~P103

# 目录 (二)

## CONTENTS

### 可转位铣削刀具 页码提示

可转位铣削刀具一览表 INDEXABLE MILLING TOOLS OVERVIEW	P104~P108
可转位铣削刀具命名规则 INDEXABLE MILLING TOOLS CODE KEY	P109~P110
可转位铣削刀片命名规则 INDEXABLE MILLING INSERTS CODE KEY	P111~P112
可转位铣削刀具系列 INDEXABLE MILLING TOOLS	P113~P236
面铣刀系列 FACE MILLING TOOLS	P113~P164
方肩台阶铣刀系列 S SQUARE-SHOULDER MILLING TOOLS	P165~P186
仿形铣刀系列 PROFILE MILLING TOOLS	P187~P193
三面刃铣刀系列 SIDE AND FACE MILLING TOOLS	P194~P214
倒角铣刀系列 CHAMFER MILLING TOOLS	P215~P217
特殊铣刀 (大进给) 系列 HIGH FEED MILLING CUTTER	P218~P229
螺旋立铣刀系列 HELICAL END FACE MILLING TOOLS	P230~P231
立铣刀/壳形铣刀 END MILL/FACE MILL	P232~P236

# 目录 (三)

## CONTENTS

### 孔加工刀具 页码提示

可转位浅孔钻系列 INDEXABLE U DRILL	P237~P252
镗削刀具系列 BORING TOOLS	P253~P279

# 目录 (四) CONTENTS

## 工具系统 页码提示

弹簧夹头刀柄 COLLET CHUCK ARBORS	P280~P285
接长杆 EXTENSION BAR	P286
强力铣夹头刀柄 POWER MILLING CHUCK ARBORS	P287~P288
侧固式刀柄 SIDE LOCK END MILL CHUCK	P289~P291
套式铣刀柄 SHELL END MILL ARBORS	P292~P296
有扁尾莫氏锥柄 MORSE TAPER WITH TANG	P297~P298
无扁尾莫氏锥柄 MORSE TAPER WITHOUT TANG	P299~P300
三面刃铣刀柄 TOOL SHANK FOR SIDE AND FACE MILLING CUTTER	P301~P302
工具系统附件 TOOL SYSTEM ACCESSORIES	P303~P309
工具系统技术信息 TOOL SYSTEM TECHNICAL INFORMATION	P310~P316



# SANT

新 颖 刀 具

## 车削刀具 | TURNING TOOLS

产品预览 Product Overview

### M类 复合压紧式 Top and hole clamping

#### 结构特点:

Design features

- 压板和偏心销双重紧固式。Top and hole clamping dualclamp.
- 紧固力强,适用于中~重切削用。Great fastener force.
- 刀片多转位角,经济耐用。Indexable inserts, economy and durability.



### P类 杠杆压紧式 Hole clamping




了解具体库存情况请联系厂家 详情请登陆网站www.hnsant.com  
For more details please visit: www.hnsant.com



■ S类 螺钉压紧式 Screw on

结构特点:  
Design features

- 采用螺钉直接压紧。Using screw for direct clamping.
- 结构简单,配件少。Simple structure, fewer parts.
- 精~中加工用。Apply For Micro And Medium Processes.




■ C类 压板压紧式 Top clamping



■ W型压紧式 Wedge clamping



■ D型压紧式 Wedge clamping



内孔车刀 Internal toolholders

M类 复合压紧式 Top and hole clamping



P类 杠杆压紧式 Hole clamping



S类 螺钉压紧式 Screw on



S类 钨钢内孔刀杆 Tungsten steel Internal Turning tools



# 车削刀具 | TURNING TOOLS



外圆车刀的型号表示规则 ISO-indexable Insert External Turning Tools Code Key

## 螺纹车削刀具 Threading tools



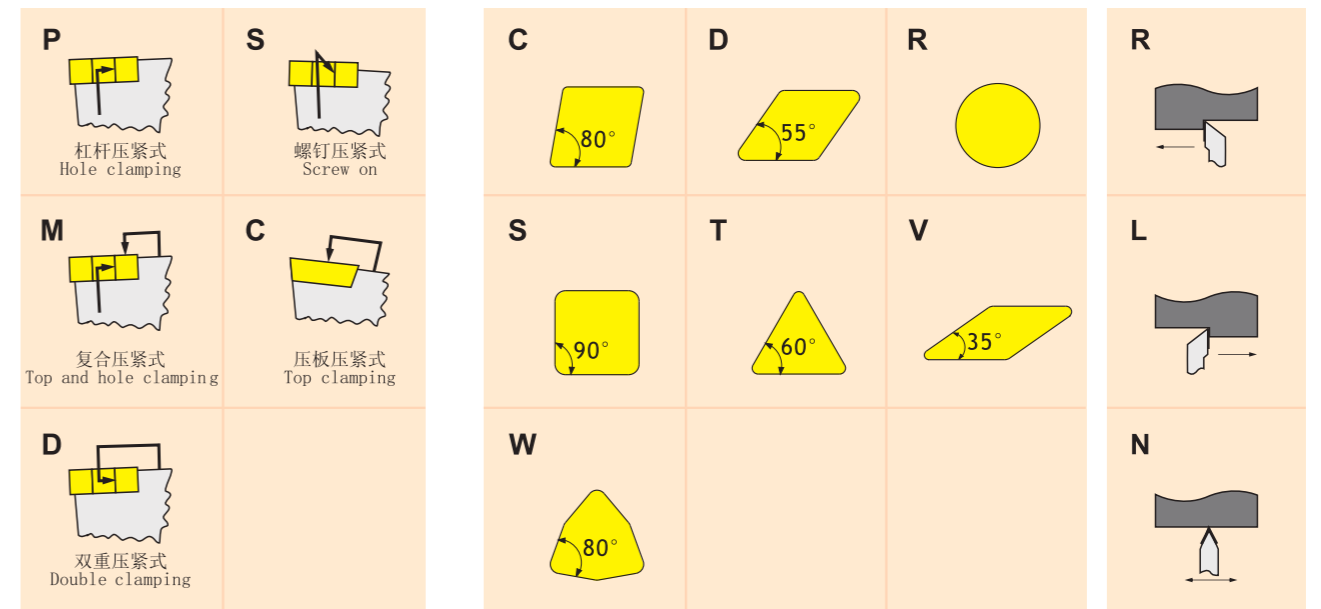
## 切断切槽刀具 Parting, grooving tools

### 外圆、端面切断切槽刀具 External Parting, Surface Grooving Tools



# 车削刀具 | TURNING TOOLS

ISO-indexable Insert External Turning Tools Code Key 外圆车刀的型号表示规则



1. 压紧方式 Clamping system  
2. 刀片形状 Insert shape  
3. 刀具形式与主偏角 Holder style and leading angle  
4. 刀片后角 Insert clearance angle  
5. 切削方向 Cutting direction

范例 Example



### 3. 刀具形式与主偏角 Holder style and leading angle

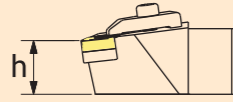
A	B	C	D	E	F	N
						0°
H	G	J	K	L	M	B
						5°
N	O	P	Q	R	S	C
						7°
T	U	V	W	X		P
						11°
						D
						15°
						E
						20°

# 车削刀具 | TURNING TOOLS



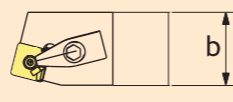
外圆车刀 External turning toolholders

记号 Symbol	高度/mm Height/mm
12	12
16	16
20	20
25	25
32	32
40	40
50	50



只标注到整数 例:h=8mm,标为08  
Integers to be preceded by 0  
eg:h=8 indicated by 08

记号 Symbol	高度/mm Height/mm
12	12
16	16
20	20
25	25
32	32
40	40
50	50



例:b=8mm,标为08  
Integers to be preceded by 0  
eg:b=8 indicated by 08

6.刀尖高度 Tools-tip height

7.刀体宽度 Shank width

**25 25 M 12**

8.刀具长度  
Tool length

9.切削刃长 Cutting edge length

代号 Code	长度 Length	代号 Code	长度 Length
D	60	Q	180
E	70	R	200
F	80	S	250
G	90	T	300
H	100	U	350
K	125	V	400
M	150	W	450
P	170		

刀片形状 Insert Shape	C	D	R	S	T	V	W
内接圆 Inscribed Circle	切削刃长度 Cutting Edge Length						
5.556					09		
6.350	06	07			11		
9.525	09	11	09	09	16	16	
12.700	12	15	12	12	22	22	
15.875	16	19	15	15	27		
19.050	19		19	19	33		
25.400	25		25	25	44		

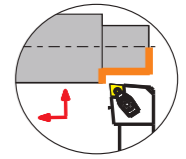
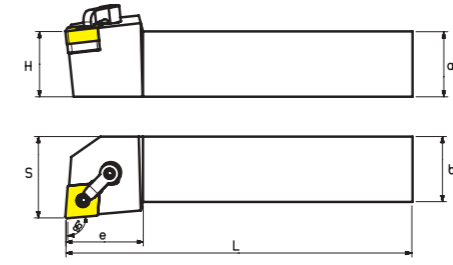
了解具体库存情况请致电厂家 详情请登陆网站www.hnsant.com



# 车削刀具 | TURNING TOOLS

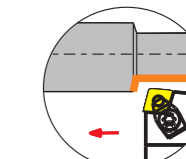
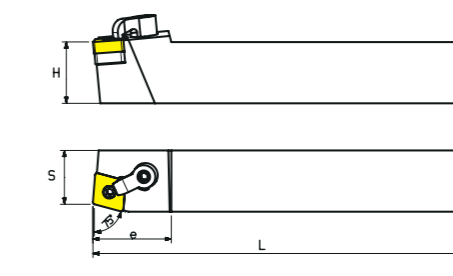
External turning toolholders 外圆车刀

## MCLNR/L



Type 型号	Dimension(mm) 基本尺寸							Applicable Inserts 使用的刀片	Clamping screw 双头螺钉	Shim 刀垫	Wrench 扳手	Clamp 压板	Clamping stud 销钉	
	Stock 库存		a	b	L	h	s							e
	R	L												
MCLNR/L 1616H12			16	16	100	16	21	30	CN □ 1204□□	WS061025	MC1204	S3	MCL1814	MSP617
2020K12			20	20	125	20	25	28						
2525M12			25	25	150	25	32	32		WS061030				
3225P12			32	25	170	32	32	32						
3232P12			32	32	170	32	39	32						
2525M16			25	25	150	25	32	38	CN □ 1606□□	WS061030	MC1604	S3	MCL2114	MSP821
3225P16			32	25	170	32	33	38						
3232P16			32	32	170	32	40	38						
3232P19			32	32	170	32	40	43	CN □ 1906□□	WS081030	MC1904	S4	MCL2217	MSP1021
4040R19			40	40	200	40	50	43						

## MCBNR/L



Type 型号	Dimension(mm) 基本尺寸							Applicable Inserts 使用的刀片	Clamping screw 双头螺钉	Shim 刀垫	Wrench 扳手	Clamp 压板	Clamping stud 销钉	
	Stock 库存		a	b	L	h	s							e
	R	L												
MCBNR/L 2020K12			20	20	125	20	17	32	CN □ 1204□□	WS061025	MC1204	S3	MCL1814	MSP617
2525M12			25	25	150	25	22	32						
3225P12			32	25	170	32	22	32	WS061030					
2525M16			25	25	150	25	22	36						
3225P16			32	25	170	32	22	35		CN □ 1606□□	WS061030	MC1604	S3	MCL2114
3232P16			32	32	170	32	27	35						
3232P19			32	32	170	32	27	40						
4040R19			40	40	200	40	35	40	CN □ 1906□□	WS081030	MC1904	S4	MCL2217	MSP1021

了解具体库存情况请致电厂家 详情请登陆网站www.hnsant.com

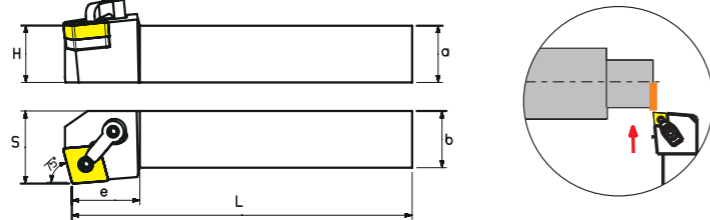


# 车削刀具 | TURNING TOOLS



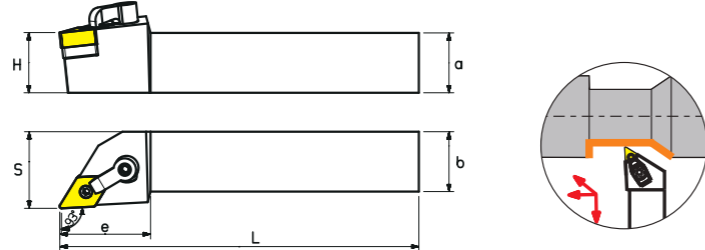
外圆车刀 External turning toolholders

## MCKNR/L



Type 型号	Dimension(mm) 基本尺寸						适用 刀片 配件	Clamping screw 双头螺钉	Shim 刀垫	Wrench 扳手	Clamp 压板	Clamping stud 销钉	
	a	b	L	h	s	e							
MCKNR/L	2020K12	20	20	125	20	25	28	CN□ 1204□	WS061025	MC1204	S3	MCL1814	MSP617
	2525M12	25	25	150	25	32	28		WS061030				
	3225P12	32	25	170	32	32	28						
	2525M16	25	25	150	25	32	30	CN□ 1606□	WS061030	MC1604	S3	MCL2114	MSP821
	3225P16	32	25	170	32	32	30						
	3232P16	32	32	170	32	38	30						
3232P19	32	32	170	32	40	36	CN□ 1906□	WS081030	MC1904	S4	MCL2217	MSP1021	
4040R19	40	40	200	40	48	36							

## MDJNR/L



Type 型号	Dimension(mm) 基本尺寸						适用 刀片 配件	Clamping screw 双头螺钉	Shim 刀垫	Wrench 扳手	Clamp 压板	Clamping stud 销钉	
	a	b	L	h	s	e							
MDJNR/L	1616H11	16	16	100	16	20	30	DN□ 1104□	WS061025	MD1103	S2	MCL1814	MSP513
	2020K11	20	20	125	20	25	32		WS061030				
	2525M11	25	25	150	25	32	32						
	3225P11	32	25	170	32	32	32						
	2020K1504/06	20	20	125	20	25	36	DN□ 1504□ DN□ 1506□	WS061025	MD1504	S3	MCL2114	04:MSP617 06:MSP619
	2525M1504/06	25	25	150	25	32	38		WS061030				
	3225P1504/06	32	25	170	32	32	38						
	3232P1504/06	32	32	170	32	40	38	DN□ 1506□					
	4040R15	40	40	200	40	48	40						

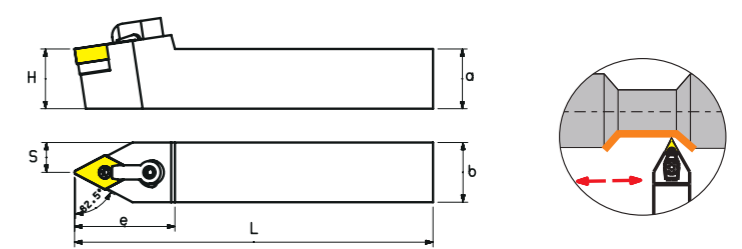
了解具体库存情况请致电厂家 详情请登陆网站www.hnsant.com

# 车削刀具 | TURNING TOOLS



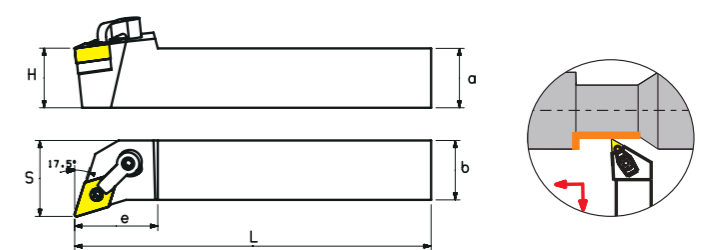
External turning toolholders 外圆车刀

## MDPNN



Type 型号	Dimension(mm) 基本尺寸						适用 刀片 配件	Clamping screw 双头螺钉	Shim 刀垫	Wrench 扳手	Clamp 压板	Clamping stud 销钉	
	a	b	L	h	s	e							
MDPNN	1616H11	16	16	100	16	8	35	DN□ 1104□	WS061025	MD 1103	S2 S3	MCL1814	MSP513
	2020K11	20	20	125	20	10	34		WS061030				
	2525M11	25	25	150	25	12.5	36						
	3225P11	32	25	170	32	12.5	35						
	2020K1504/06	20	20	125	20	10	42	DN□ 1504□ DN□ 1506□	WS061025	MD1504	S3	MCL2114	04:MSP617 06:MSP619
	2525M1504/06	25	25	150	25	12.5	42		WS061030				
	3225P1504/06	32	25	170	32	12.5	42						
	3232P1504/06	32	32	170	32	16	42						

## MDQNR/L



Type 型号	Dimension(mm) 基本尺寸						适用 刀片 配件	Clamping screw 双头螺钉	Shim 刀垫	Wrench 扳手	Clamp 压板	Clamping stud 销钉	
	a	b	L	h	s	e							
MDQNR/L	1616H11	16	16	100	16	21	30	DN□ 1104□	WS061025	MD 1103	S2 S3	MCL1814	MSP513
	2020K11	20	20	125	20	25	32		WS061030				
	2525M11	25	25	150	25	30	30						
	3225P11	32	25	170	32	30	30						
	2020K1504/06	20	20	125	20	27	36	DN□ 1504□ DN□ 1506□	WS061025	MD1504	S3	MCL2114	04:MSP617 06:MSP619
	2525M1504/06	25	25	150	25	32	35		WS061030				
	3225P1504/06	32	25	170	32	32	35						
	3232P1504/06	32	32	170	32	40	35						

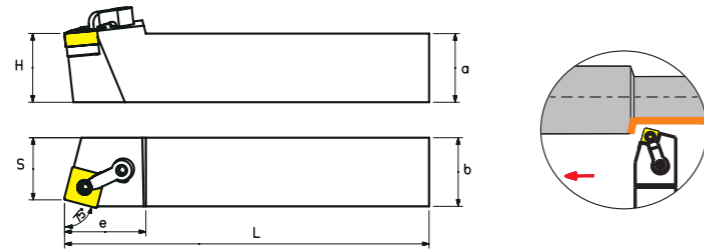
了解具体库存情况请致电厂家 详情请登陆网站www.hnsant.com

# 车削刀具 | TURNING TOOLS



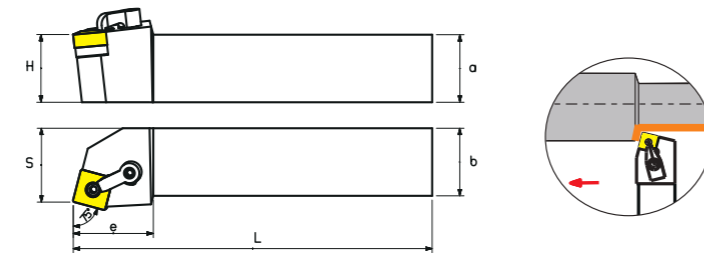
外圆车刀 External turning toolholders

## MSBNR/L



Type 型号	Dimension(mm) 基本尺寸							Applicable Inserts 使用的刀片	Clamping screw 双头螺钉	Shim 刀垫	Wrench 扳手	Clamp 压板	Clamping stud 销钉	
	Stock 库存		a	b	L	h	s							e
	R	L												
MSBNR/L	2020K12		20	20	125	20	17	34	SN□□ 1204□□	WS061025	MS1204	S3	MCL1814	MSP617
	2525M12		25	25	150	25	22	32						
	3225P12		32	25	170	32	22	32	SN□□ 1506□□	WS061030	MS1504	S3	MCL2114	MSP821
	2525M15		25	25	150	25	22	38						
	3232P15		32	32	170	32	29	38	SN□□ 1906□□	WS081030	MS1904	S4	MCL2217	MSP1021
	3232P19		32	32	170	32	27	45						
	4040R19		40	40	200	40	35	45	SN□□ 2509□□	WS101035	MS2508	S4, S5	MCL3220	MSP1229
	4040S25		40	40	250	40	34	60						

## MSRNR/L



Type 型号	Dimension(mm) 基本尺寸							Applicable Inserts 使用的刀片	Clamping screw 双头螺钉	Shim 刀垫	Wrench 扳手	Clamp 压板	Clamping stud 销钉	
	Stock 库存		a	b	L	h	s							e
	R	L												
MSRNR/L	2020K12		20	20	125	20	22	32	SN□□ 1204□□	WS061025	MS1204	S3	MCL1814	MSP617
	2525M12		25	25	150	25	27	32						
	3225P12		32	25	170	32	27	32	SN□□ 1506□□	WS061030	MS1504	S3	MCL2114	MSP821
	2525M15		25	25	150	25	27	38						
	3232P15		32	32	170	32	35	38	SN□□ 1906□□	WS081030	MS1904	S4	MCL2217	MSP1021
	3232P19		32	32	170	32	35	43						
	4040R19		40	40	200	40	43	43	SN□□ 2509□□	WS101035	MS2508	S4, S5	MCL3220	MSP1229
	4040S25		40	40	250	40	43	55						

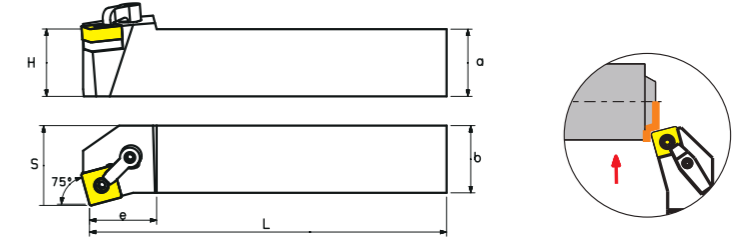
了解具体库存情况请致电厂家 详情请登陆网站www.hnsant.com



# 车削刀具 | TURNING TOOLS

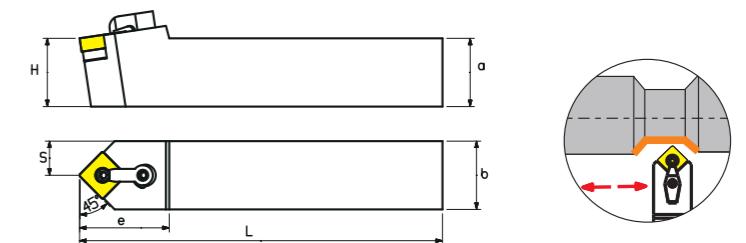
External turning toolholders 外圆车刀

## MSKNR/L



Type 型号	Dimension(mm) 基本尺寸							Applicable Inserts 使用的刀片	Clamping screw 双头螺钉	Shim 刀垫	Wrench 扳手	Clamp 压板	Clamping stud 销钉	
	Stock 库存		a	b	L	h	s							e
	R	L												
MSKNR/L	2020K12		20	20	125	20	25	28	SN□□ 1204□□	WS061025	MS1204	S3	MCL1814	MSP617
	2525M12		25	25	150	25	32	27						
	3225P12		32	25	170	32	32	27	SN□□ 1506□□	WS061030	MS1504	S3	MCL2114	MSP821
	2525M15		25	25	150	25	32	32						
	3232P15		32	32	170	32	38	32	SN□□ 1906□□	WS081030	MS1904	S4	MCL2217	MSP1021
	3232P19		32	32	170	32	38	36						
	4040R19		40	40	200	40	50	40	SN□□ 2509□□	WS101035	MS2508	S4, S5	MCL3220	MSP1229
	4040S25		40	40	250	40	50	45						

## MSDNN



Type 型号	Dimension(mm) 基本尺寸							Applicable Inserts 使用的刀片	Clamping screw 双头螺钉	Shim 刀垫	Wrench 扳手	Clamp 压板	Clamping stud 销钉	
	Stock 库存		a	b	L	h	s							e
	R	L												
MSDNN	2020K12		20	20	125	20	10	34	SN□□ 1204□□	WS061025	MS1204	S3	MCL1814	MSP617
	2525M12		25	25	150	25	12.5	34						
	3225P12		32	25	170	32	12.5	34	SN□□ 1506□□	WS061030	MS1504	S3	MCL2114	MSP821
	2525M15		25	25	150	25	12.5	42						
	3232P15		32	32	170	32	16	42	SN□□ 1906□□	WS081030	MS1904	S4	MCL2217	MSP1021
	3232P19		32	32	170	32	16	45						
	4040R19		40	40	200	40	20	50	SN□□ 2509□□	WS101035	MS2508	S4, S5	MCL3220	MSP1229
	4040S25		40	40	250	40	20	60						

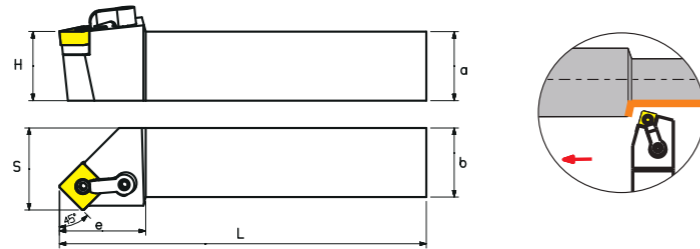
了解具体库存情况请致电厂家 详情请登陆网站www.hnsant.com

# 车削刀具 | TURNING TOOLS



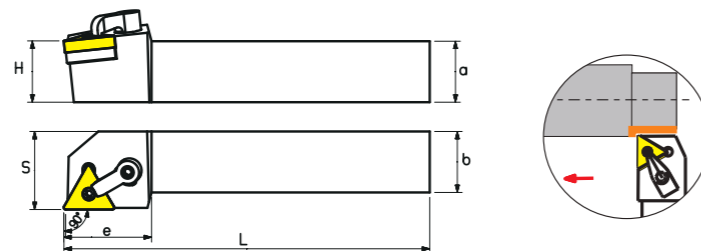
外圆车刀 External turning toolholders

## MSSNR/L



Type 型号	Dimension(mm) 基本尺寸							Applicable Inserts 使用的刀片	Clamping screw 双头螺钉	Shim 刀垫	Wrench 扳手	Clamp 压板	Clamping stud 销钉	
	Stock 库存		a	b	L	h	s							e
	R	L												
MSSNR/L	2020K12		20	20	125	20	25	36	SN□□ 1204□□	WS061025	MS1204	S3	MCL1814	MSP617
	2525M12		25	25	150	25	30	36						
	3225P12		32	25	170	32	30	33	SN□□ 1506□□	WS061030	MS1504	S3	MCL2114	MSP821
	3232P12		32	32	170	32	38	35						
	2525M15		25	25	150	25	30	40	SN□□ 1906□□	WS 081030	MS 1904	S4	MCL2217	MSP1021
	3232P15		32	32	170	32	38	40						
	3232P19		32	32	170	32	38	45	SN□□ 2509□□	WS101035	MS2508	S4, S5	MCL3220	MSP1229
	4040R19		40	40	200	40	46	45						
4040S25		40	40	250	40	50	60							

## MTGNR/L



Type 型号	Dimension(mm) 基本尺寸							Applicable Inserts 使用的刀片	Clamping screw 双头螺钉	Shim 刀垫	Wrench 扳手	Clamp 压板	Clamping stud 销钉	
	Stock 库存		a	b	L	h	s							e
	R	L												
MTGNR/L	2020K16		20	20	125	20	25	32	TN□□ 1604□□	WS061025	MT1603	S2, S3	MCL1814	MSP513
	2525M16		25	25	150	25	32	30						
	3225P16		32	25	170	32	32	30	TN□□ 2204□□	WS061030	MT2204	S3	MCL2114	MSP617
	2525M22		25	25	150	25	32	36						
	3225P22		32	25	170	32	32	36						
	3232P22		32	32	170	32	38	36						

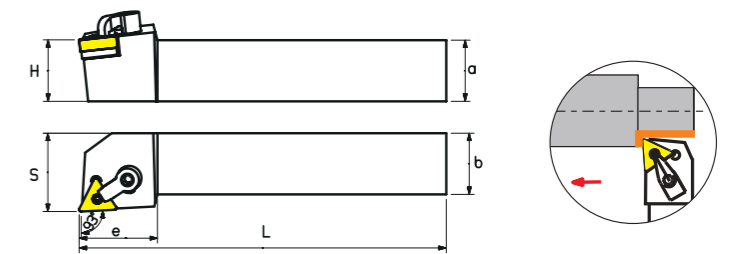
了解具体库存情况请致电厂家 详情请登陆网站www.hnsant.com



# 车削刀具 | TURNING TOOLS

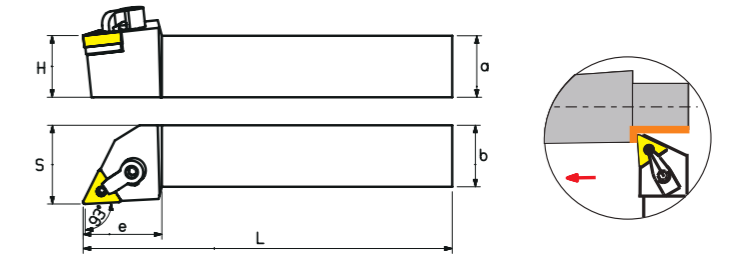
External turning toolholders 外圆车刀

## MTJNR/L



Type 型号	Dimension(mm) 基本尺寸							Applicable Inserts 使用的刀片	Clamping screw 双头螺钉	Shim 刀垫	Wrench 扳手	Clamp 压板	Clamping stud 销钉	
	Stock 库存		a	b	L	h	s							e
	R	L												
MTJNR/L	1616H16		16	16	100	16	20	28	TN□□ 1604□□	WS061025	MT1603	S2, S3	MCL1814	MSP513
	2020K16		20	20	125	20	25	32						
	2525M16		25	25	150	25	32	32	TN□□ 2204□□	WS061030	MT2204	S3	MCL2114	MSP617
	3225P16		32	25	170	32	32	32						
	2525M22		25	25	150	25	32	36	TN□□ 2204□□	WS061030	MT2204	S3	MCL2114	MSP617
	3225P22		32	25	170	32	32	36						
	3232P22		32	32	170	32	38	36						

## MTJNR/L(B)



Type 型号	Dimension(mm) 基本尺寸							Applicable Inserts 使用的刀片	Clamping screw 双头螺钉	Shim 刀垫	Wrench 扳手	Clamp 压板	Clamping stud 销钉	
	Stock 库存		a	b	L	h	s							e
	R	L												
MTJNR/L	1616H16B		16	16	100	16	20	28	TN□□ 1604□□	WS061025	MT1603	S2, S3	MCL1814	MSP513
	2020K16B		20	20	125	20	25	32						
	2525M16B		25	25	150	25	32	32	TN□□ 2204□□	WS061030	MT2204	S3	MCL2114	MSP617
	3225P16B		32	25	170	32	32	32						
	2525M22B		25	25	150	25	32	36	TN□□ 2204□□	WS061030	MT2204	S3	MCL2114	MSP617
	3225P22B		32	25	170	32	32	36						
	3232P22B		32	32	170	32	38	36						

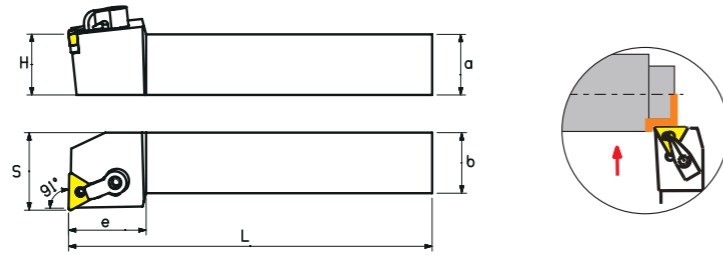
了解具体库存情况请致电厂家 详情请登陆网站www.hnsant.com

# 车削刀具 | TURNING TOOLS



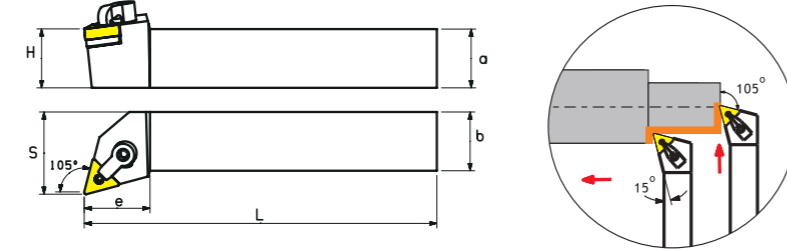
外圆车刀 External turning toolholders

## MTFNR/L



Type 型号	Dimension(mm) 基本尺寸							Applicable Inserts 使用的刀片	Clamping screw 双头螺钉	Shim 刀垫	Wrench 扳手	Clamp 压板	Clamping stud 销钉	
	Stock 库存		a	b	L	h	s							e
	R	L												
MTFNR/L	1616H16		16	16	100	16	21	28	TN□□ 1604□□	WS061025	MT1603	S2, S3	MCL1814	MSP513
	2020K16		20	20	125	20	25	30						
	2525M16		25	25	150	25	32	32						
	3225P16		32	25	170	32	32	32						
	3232P16		32	32	170	32	38	32						
2525M22		25	25	150	25	32	36	TN□□ 2204□□	WS061030	MT2204	S3	MCL2114	MSP617	
3225P22		32	25	170	32	32	36							
3232P22		32	32	170	32	38	36							

## MTQNR/L



Type 型号	Dimension(mm) 基本尺寸							Applicable Inserts 使用的刀片	Clamping screw 双头螺钉	Shim 刀垫	Wrench 扳手	Clamp 压板	Clamping stud 销钉	
	Stock 库存		a	b	L	h	s							e
	R	L												
MTQNR/L	2020K16		20	20	125	20	29	25	TN□□ 1604□□	WS061025	MT1603	S2, S3	MCL1814	MSP513
	2525M16		25	25	150	25	35	28						
	3225P16		32	25	170	32	35	25						
	2525M22		25	25	150	25	38	36						
	3232P22		32	32	170	32	46	36						
									TN□□ 2204□□	WS061030	MT2204	S3	MCL2114	MSP617

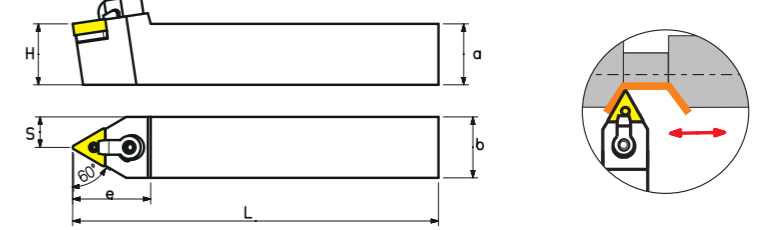
了解具体库存情况请致电厂家 详情请登陆网站www.hnsant.com



# 车削刀具 | TURNING TOOLS

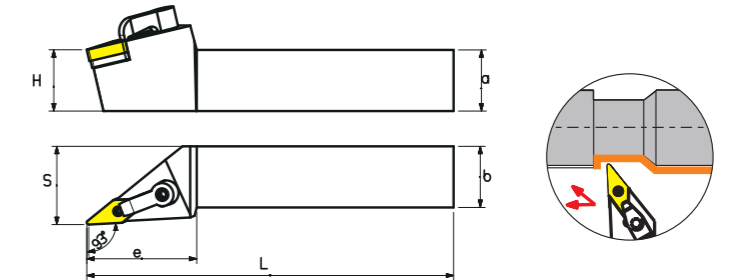
External turning toolholders 外圆车刀

## MTENN



Type 型号	Dimension(mm) 基本尺寸							Applicable Inserts 使用的刀片	Clamping screw 双头螺钉	Shim 刀垫	Wrench 扳手	Clamp 压板	Clamping stud 销钉	
	Stock 库存		a	b	L	h	s							e
	R	L												
MTENN	1616H16		16	16	100	16	8	32	TN□□ 1604□□	WS061025	MT1603	S2 S3	MCL1814	MSP513
	2020K16		20	20	125	20	10	34						
	2525M16		25	25	150	25	12.5	32						
	3232P16		32	32	170	32	16	32						

## MVJNR/L



Type 型号	Dimension(mm) 基本尺寸							Applicable Inserts 使用的刀片	Clamping screw 双头螺钉	Shim 刀垫	Wrench 扳手	Clamp 压板	Clamping stud 销钉	
	Stock 库存		a	b	L	h	s							e
	R	L												
MVJNR/L	1616H16		16	16	100	16	22	43	VN□□ 1604□□ 只装株洲刀片	WS061025	MV1603	S2 S3	MCL2414	MSP513
	2020K16		20	20	125	20	26	45						
	2525M16		25	25	150	25	32	45						
	3225P16		32	25	170	32	32	45						
	3232P16		32	32	170	32	40	45						

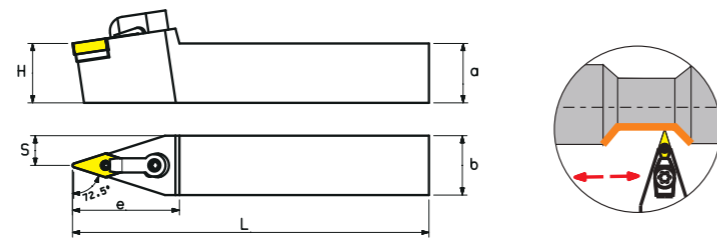
了解具体库存情况请致电厂家 详情请登陆网站www.hnsant.com

# 车削刀具 | TURNING TOOLS



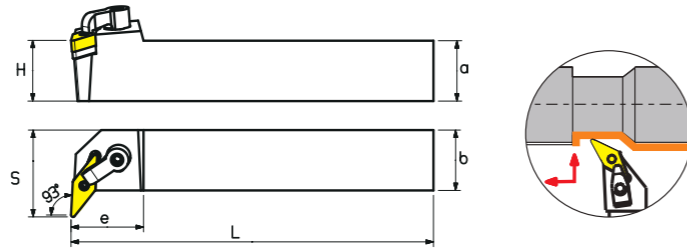
外圆车刀 External turning toolholders

## MVVNN



Type 型号	Dimension(mm) 基本尺寸							Applicable Inserts 使用的刀片	Clamping screw 双头螺钉	Shim 刀垫	Wrench 扳手	Clamp 压板	Clamping stud 销钉
	Stock 库存	a	b	L	h	s	e						
MVVNN 2020K16		20	20	125	20	10	45	VN□□ 1604□□ 只装株洲刀片	WS061025	MV1603	S2 S3	MCL2414	MSP513
2525M16		25	25	150	25	12.5	45						
3225P16		32	25	170	32	12.5	45						
3232P16		32	32	170	32	16	45						

## MVUNR/L



Type 型号	Dimension(mm) 基本尺寸							Applicable Inserts 使用的刀片	Clamping screw 双头螺钉	Shim 刀垫	Wrench 扳手	Clamp 压板	Clamping stud 销钉
	Stock 库存	a	b	L	h	s	e						
MVUNR/L 1616H16		16	16	100	16	20	45	VN□□ 1604□□ 只装株洲刀片	WS061025	MV1603	S2 S3	MCL2114	MSP513
2020K16		20	20	125	20	25	45						
2525M16		25	25	150	25	32	45						
3225P16		32	25	170	32	32	45						
3232P16		32	25	170	32	32	45						
		32	32	170	32	40	45						

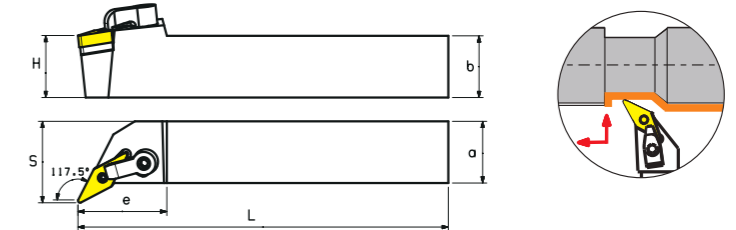
了解具体库存情况请致电厂家 详情请登陆网站www.hnsant.com



# 车削刀具 | TURNING TOOLS

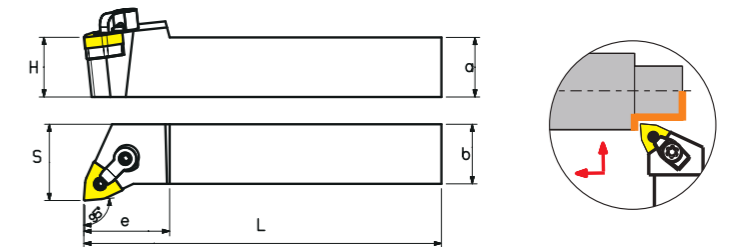
External turning toolholders 外圆车刀

## MVQNR/L



Type 型号	Dimension(mm) 基本尺寸							Applicable Inserts 使用的刀片	Clamping screw 双头螺钉	Shim 刀垫	Wrench 扳手	Clamp 压板	Clamping stud 销钉
	Stock 库存	a	b	L	h	s	e						
MVQNR/L 1616H16		16	16	100	16	24	36	VN□□ 1604□□ 只装株洲刀片	WS061025	MV1603	S2 S3	MCL2114	MSP513
2020K16		20	20	125	20	27	36						
2525M16		25	25	150	25	33	36						
3225P16		32	25	170	32	33	36						
3232P16		32	32	170	32	40	36						

## MWLNR/L



Type 型号	Dimension(mm) 基本尺寸							Applicable Inserts 使用的刀片	Clamping screw 双头螺钉	Shim 刀垫	Wrench 扳手	Clamp 压板	Clamping stud 销钉
	Stock 库存	a	b	L	h	s	e						
MWLNR/L 2020K06		20	20	125	20	25	28	WN□□ 0604□□	WS061025	MW0603	S2 S3	MCL1814	MSP513
2525M06		25	25	150	25	32	30		WS061030				
2020K08		20	20	125	20	26	28	WN□□ 0804□□	WS061025	MW0804	S3	MCL1814	MSP617
2525M08		25	25	150	25	32	35						
3225P08		32	25	170	32	32	35						
3232P08		32	32	170	32	40	35						

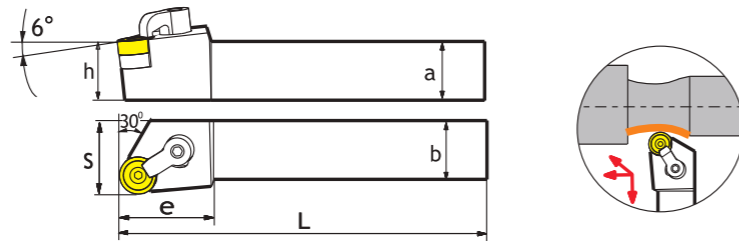
了解具体库存情况请致电厂家 详情请登陆网站www.hnsant.com

# 车削刀具 | TURNING TOOLS



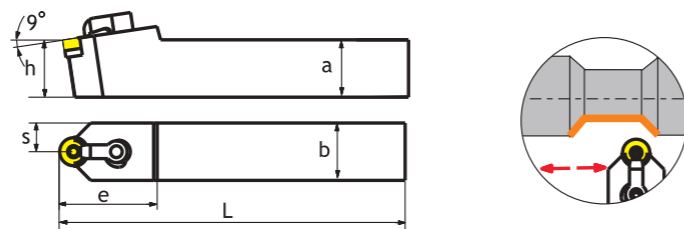
外圆车刀 External turning toolholders

## MRGNR



Type 型号	Dimension(mm) 基本尺寸							Applicable Inserts 使用的刀片	Clamping screw 双头螺钉	Shim 刀垫	Wrench 扳手	Clamp 压板	Clamping stud 销钉	
	Stock 库存		a	b	L	h	s							e
	R	L												
MRGNR/L 2020K12			20	20	125	20	25	28	RN□ 1204□	WS061025	MR1204	S3	MCL1814	MSP617
2525M12			25	25	150	25	32	32						
3225P12			32	25	170	32	32	32						
3232P12			32	32	170	32	39	32						

## MRDNN



Type 型号	Dimension(mm) 基本尺寸							Applicable Inserts 使用的刀片	Clamping screw 双头螺钉	Shim 刀垫	Wrench 扳手	Clamp 压板	Clamping stud 销钉	
	Stock 库存		a	b	L	h	s							e
	R	L												
MRDNN 2020K12			20	20	125	20	10	30	RN□ 1204□	WS061025	MR1204	S3	MCL1814	MSP617
2525M12			25	25	150	25	12.5	32						
3225P12			32	25	170	32	12.5	30						
3232P12			32	32	170	32	16	30						

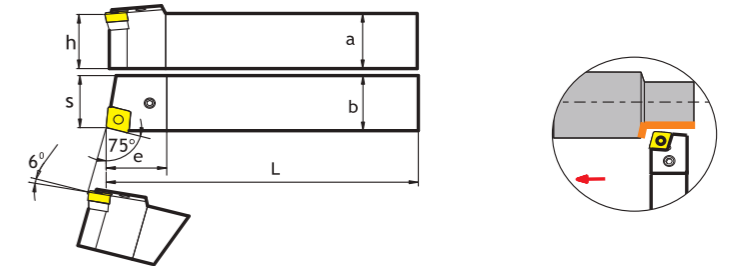
了解具体库存情况请致电厂家 详情请登陆网站www.hnsant.com

# 车削刀具 | TURNING TOOLS



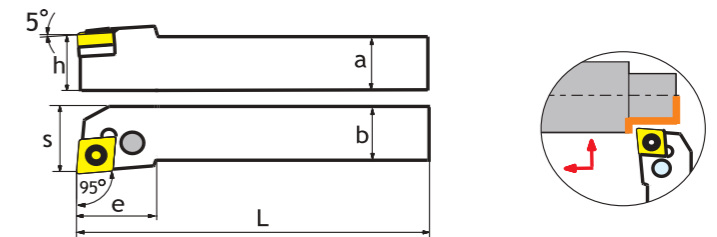
External turning toolholders 外圆车刀

## PCBNR/L



Type 型号	Dimension(mm) 基本尺寸							Applicable Inserts 使用的刀片	screw 螺钉	Shim 刀垫	Wrench 扳手	Lever 杠杆	Shim pin 档垫	
	Stock 库存		a	b	L	h	s							e
	R	L												
PCBNR/L 2020K12			20	20	125	20	17	30	CN□ 1204□	VHX0821	PC12318	S3	LV4	SP4
2525M12			25	25	150	25	22	26						
3232P12			32	32	170	32	29	27						
2525M16			25	25	150	25	22	32						
3232P16			32	32	170	32	27	33						
3232P19			32	32	170	32	27	38						
4040S19			40	40	250	40	35	38						
4040S2507			40	40	250	40	37	50						
4040S2509			40	40	250	40	37	50						

## PCLNR/L



Type 型号	Dimension(mm) 基本尺寸							Applicable Inserts 使用的刀片	screw 螺钉	Shim 刀垫	Wrench 扳手	Lever 杠杆	Shim pin 档垫	
	Stock 库存		a	b	L	h	s							e
	R	L												
PCLNR/L 1616H09			16	16	100	16	20	20	CN□ 0903□	VHX0613	PC09318	S2.5	LV3	SP3
2020K09			20	20	125	20	25	22						
2525M09			25	25	150	25	32	22						
2020K12			20	20	125	20	26	28						
2525M12			25	25	150	25	32	28						
3232P12			32	32	170	32	39	32						
2525M16			25	25	150	25	32	36						
3232P16			32	32	170	32	39	36						
3232P19			32	32	170	32	40	40						
4040S19			40	40	250	40	49	40						
4040S2507			40	40	250	40	50	47						
4040S2509			40	40	250	40	50	47						

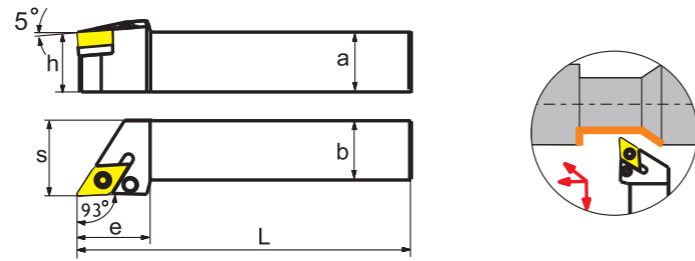
了解具体库存情况请致电厂家 详情请登陆网站www.hnsant.com

# 车削刀具 | TURNING TOOLS



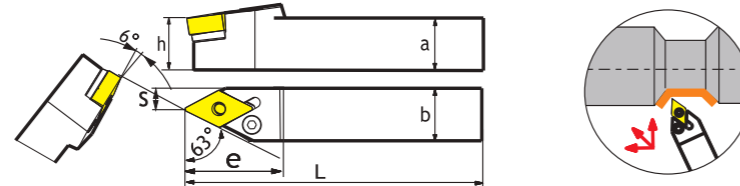
外圆车刀 External turning toolholders

## PDJNR/L



Type 型号	Dimension(mm) 基本尺寸							Applicable Inserts 使用的刀片	screw 螺钉	Shim 刀垫	Wrench 扳手	Lever 杠杆	Shim pin 档垫	
	Stock 库存		a	b	L	h	s							e
	R	L												
PDJNR/L	1616H11		16	16	100	16	20	25	DN□□ 1104□□	VHX0613	PD11270	S2.5	LV3	SP3
	2020K11		20	20	125	20	25	25						
	2525M11		25	25	150	25	30	30						
	2020K15		20	20	125	20	25	32	DN□□ 1506□□	VHX0825	PD15318	S3	LV4B	SP4
	2525M15		25	25	150	25	32	35						
	3232P15		32	32	170	32	38	35						
	2020K15-3		20	20	125	20	25	35	DN□□ 1504□□	VHX0821	PD15318	S3	LV4	SP4
	2525M15-3		25	25	150	25	32	35						
	3232P15-3		32	32	170	32	38	35						

## PDNNR/L



Type 型号	Dimension(mm) 基本尺寸							Applicable Inserts 使用的刀片	screw 螺钉	Shim 刀垫	Wrench 扳手	Lever 杠杆	Shim pin 档垫	
	Stock 库存		a	b	L	h	s							e
	R	L												
PDNNR/L	2020K15		20	20	125	20	8	37	DN□□ 1506□□	VHX0825	PD15318	S3	LV4B	SP4
	2525M15		25	25	150	25	12.5	37						
	3225P15		32	25	170	32	12.5	37						
	3232P15		32	32	170	32	16	37	DN□□ 1504□□	VHX0821	PD15318	S3	LV4	SP4
	2020K15-3		20	20	125	20	8	37						
	2525M15-3		25	25	150	25	12.5	37						
	3232P15-3		32	32	170	32	16	37						

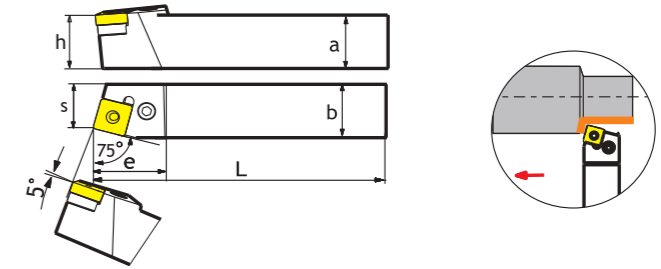
了解具体库存情况请致电厂家 详情请登陆网站www.hnsant.com

# 车削刀具 | TURNING TOOLS



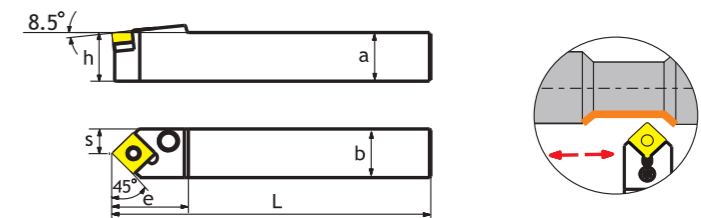
External turning toolholders 外圆车刀

## PSBNR/L



Type 型号	Dimension(mm) 基本尺寸							Applicable Inserts 使用的刀片	screw 螺钉	Shim 刀垫	Wrench 扳手	Lever 杠杆	Shim pin 档垫	
	Stock 库存		a	b	L	h	s							e
	R	L												
PSBNR/L	1616H09		16	16	100	16	13	21	SN□□ 0903□□	VHX0613	PS09318	S2.5	LV3	SP3
	2020K09		20	20	125	20	17	23						
	2020K12		20	20	125	20	17	28						
	2525M12		25	25	150	25	22	28	SN□□ 1204□□	VHX0821	PS12318	S3	LV4	SP4
	3225P12		32	25	170	32	22	28						
	3232P12		32	32	170	32	29	28						
	2525M15		25	25	150	25	22	32	SN□□ 1506□□	VHX0825	PS15476	S3	LV5	SP5
	3232P15		32	32	170	32	28	32						
	3232P19		32	32	170	32	36	45						
	4040S19		40	40	250	40	35	45	SN□□ 1906□□	VHX1027	PS19476	S4	LV6	SP6
	4040S2507		40	40	250	40	35	50						
	4040S2509		40	40	250	40	35	50						
									SN□□ 2507□□	VHX1236	PS25634	S5	LV8	SP8
									SN□□ 2509□□					

## PSDNN



Type 型号	Dimension(mm) 基本尺寸							Applicable Inserts 使用的刀片	screw 螺钉	Shim 刀垫	Wrench 扳手	Lever 杠杆	Shim pin 档垫	
	Stock 库存		a	b	L	h	s							e
	R	L												
PSDNN	2020K12		20	20	125	20	10	30	SN□□ 1204□□	VHX0821	PS12318	S3	LV4	SP4
	2525M12		25	25	150	25	12.5	32						
	3232P12		32	32	170	32	16	30						
	2525M15		25	25	150	25	12.5	40	SN□□ 1506□□	VHX0825	PS15476	S3	LV5	SP5
	3232P15		32	32	170	32	16	40						
	3232P19		32	32	170	32	16	40						
	4040S19		40	40	250	40	20	40	SN□□ 1906□□	VHX1027	PS19476	S4	LV6	SP6
	4040S2507		40	40	250	40	20	50						
	4040S2509		40	40	250	40	20	50						
									SN□□ 2507□□	VHX1236	PS25634	S5	LV8	SP8
									SN□□ 2509□□					

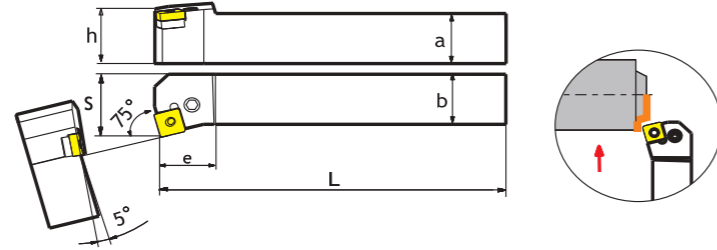
了解具体库存情况请致电厂家 详情请登陆网站www.hnsant.com

# 车削刀具 | TURNING TOOLS



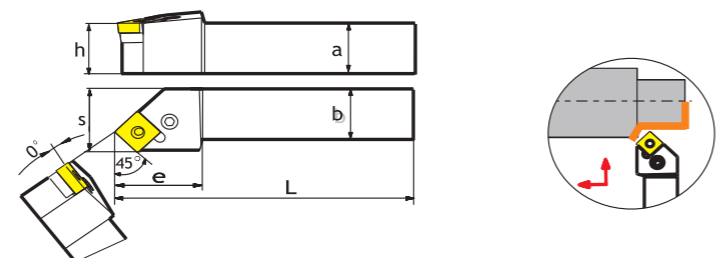
外圆车刀 External turning toolholders

## PSKNR/L



Type 型号	Dimension(mm) 基本尺寸							Applicable Inserts 使用的刀片	screw 螺钉	Shim 刀垫	Wrench 扳手	Lever 杠杆	Shim pin 档垫	
	Stock 库存		a	b	L	h	s							e
	R	L												
PSKNR/L	1616H09		16	16	100	16	20	17	SN□□ 0903□□	VHX0613	PS09318	S2.5	LV3	SP3
	2020K09		20	20	125	20	25	20						
	2020K12		20	20	125	20	25	26						
	2525M12		25	25	150	25	30	26	SN□□ 1204□□	VHX0821	PS12318	S3	LV4	SP4
	3232P12		32	32	170	32	38	26						
	2525M15		25	25	150	25	32	32						
	3232P15		32	32	170	32	38	32	SN□□ 1506□□	VHX0825	PS15476	S3	LV5	SP5
	3232P19		32	32	170	32	38	36						
	4040S19		40	40	250	40	48	32	SN□□ 1906□□	VHX1027	PS19476	S4	LV6	SP6
	4040S2507		40	40	250	40	50	40	SN□□ 2507□□	VHX1236	PS25634	S5	LV8	SP8
4040S2509		40	40	250	40	50	40	SN□□ 2509□□	VHX1236	PS25476				

## PSSNR/L



Type 型号	Dimension(mm) 基本尺寸							Applicable Inserts 使用的刀片	screw 螺钉	Shim 刀垫	Wrench 扳手	Lever 杠杆	Shim pin 档垫	
	Stock 库存		a	b	L	h	s							e
	R	L												
PSSNR/L	1616H09		16	16	100	16	18	25	SN□□ 0903□□	VHX0613	PS09318	S2.5	LV3	SP3
	2020K12		20	20	125	20	25	28						
	2525M12		25	25	150	25	30	32	SN□□ 1204□□	VHX0821	PS12318	S3	LV4	SP4
	3232P12		32	32	170	32	38	32						
	2525M15		25	25	150	25	30	35						
	3232P15		32	32	170	32	38	35	SN□□ 1506□□	VHX0825	PS15476	S3	LV5	SP5
	3232P19		32	32	170	32	38	40						
	4040S19		40	40	250	40	48	50	SN□□ 1906□□	VHX1027	PS19476	S4	LV6	SP6
	4040S2507		40	40	250	40	48	50	SN□□ 2507□□	VHX1236	PS25634	S5	LV8	SP8
	4040S2509		40	40	250	40	48	50	SN□□ 2509□□	VHX1236	PS25476			

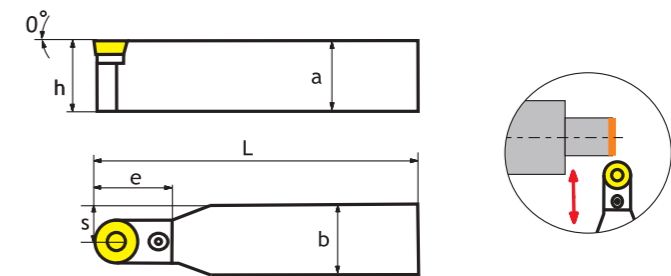
了解具体库存情况请致电厂家 详情请登陆网站www.hnsant.com



# 车削刀具 | TURNING TOOLS

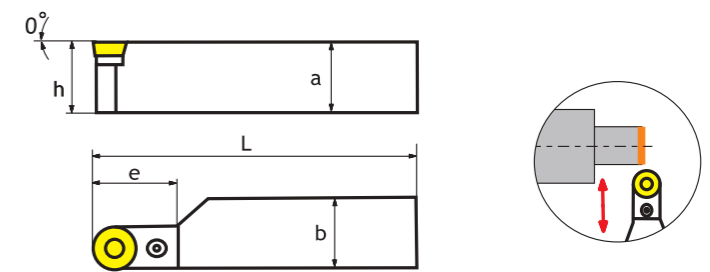
External turning toolholders 外圆车刀

## PRDCN



Type 型号	Dimension(mm) 基本尺寸							Applicable Inserts 使用的刀片	screw 螺钉	Shim 刀垫	Wrench 扳手	Lever 杠杆	Shim pin 档垫	
	Stock 库存		a	b	L	h	s							e
	R	L												
PRDCN	2020K12		20	20	125	20	10	25	RCMX1204□□	VHX0613	PR 1204	S2.5	LCL12C	SP3
	2525M12		25	25	150	25	12.5	25						
	2525M16		25	25	150	25	10	35						
	3232P16		32	32	170	32	16	32	RCMX1606□□	VHX0621	PR 1604	S2.5	LCL16C	SP4
	3232P20		32	32	170	32	16	40						
	4040T20		40	40	300	40	20	45	RCMX2006□□	VHX0825	PR 2004	S3	LCL20C	SP5
	3232P25		32	32	170	32	16	45						
	4040T25		40	40	300	40	20	50	RCMX2507□□	VHX1030	PR 2506	S4	LCL25C	SP6

## PRACR/L



Type 型号	Dimension(mm) 基本尺寸							Applicable Inserts 使用的刀片	screw 螺钉	Shim 刀垫	Wrench 扳手	Lever 杠杆	Shim pin 档垫
	Stock 库存		a	b	L	h	e						
	R	L											
PRACR/L	2020K12		20	20	125	20	30						
	2525M12		25	25	150	25	30	RCMX1204□□	VHX0613	PR 1204	S2.5	LCL12C	SP3
	2525M16		25	25	150	25	35						
	3232P16		32	32	170	32	35	RCMX1606□□	VHX0621	PR 1604	S2.5	LCL16C	SP4
	3232P20		32	32	170	32	40						
	4040T20		40	40	300	40	50	RCMX2006□□	VHX0825	PR 2004	S3	LCL20C	SP5
	3232P25		32	32	170	32	45						
	4040T25		40	40	300	40	50	RCMX2507□□	VHX1030	PR 2506	S4	LCL25C	SP6

了解具体库存情况请致电厂家 详情请登陆网站www.hnsant.com

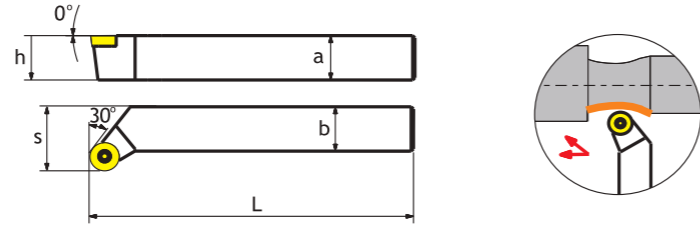


# 车削刀具 | TURNING TOOLS



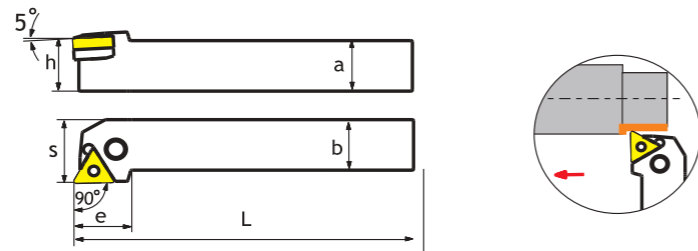
外圆车刀 External turning toolholders

## PRGCR/L



Type 型号	Dimension(mm) 基本尺寸						Applicable Inserts 使用的刀片	screw 螺钉	Shim 刀垫	Wrench 扳手	Lever 杠杆	Shim pin 档垫	
	Stock 库存		a	b	L	h							s
	R	L											
PRGCR/L 2020K12			20	20	125	20	25	RCMX1204□	VHX0613	PR 1204	S2.5	LCL12C	SP3
2525M12			25	25	150	25	32	RCMX1606□	VHX0621	PR 1604	S2.5	LCL16C	SP4
2525M16			25	25	150	25	35	RCMX2006□	VHX0825	PR 2004	S3	LCL20C	SP5
3232P16			32	32	170	32	42	RCMX2507□	VHX1030	PR 2506	S4	LCL25C	SP6
3232P20			32	32	170	32	40						
4040T20			40	40	300	40	50						
3232P25			32	32	170	32	45						
4040T25			40	40	300	40	56						

## PTGNR/L



Type 型号	Dimension(mm) 基本尺寸							Applicable Inserts 使用的刀片	screw 螺钉	Shim 刀垫	Wrench 扳手	Lever 杠杆	Shim pin 档垫	
	Stock 库存		a	b	L	h	s							e
	R	L												
PTGNR/L 1616H11			16	16	100	16	19	18	TN□ 1103□	VHX059B	-	S2	LV2	-
2020K11			20	20	125	20	24	20						
2525M11			25	25	150	25	29	20						
1616H16			16	16	100	16	19	22						
2020K16			20	20	125	20	23	25	TN□ 1604□	VHX0617	PT16	S2.5	LV3	SP3
2525M16			25	25	150	25	29	25						
3232P16			32	32	170	32	37	32						
2525M22			25	25	150	25	30	30	TN□ 2204□	VHX0821	PT22	S3	LV4	SP4
3232P22			32	32	170	32	37	32						
3232P27			32	32	170	32	37	38						
4040S27			40	40	250	40	47	38	TN□ 2706□	VHX0825	PT27	S3	LV5	SP5

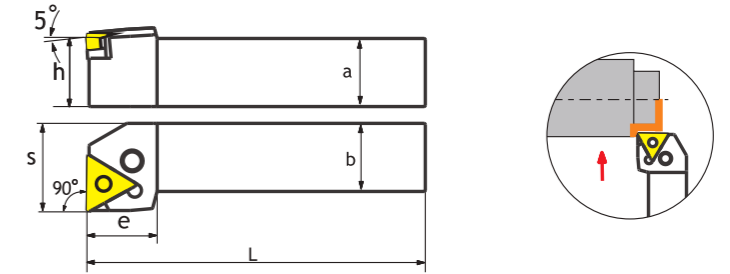
了解具体库存情况请致电厂家 详情请登陆网站www.hnsant.com



# 车削刀具 | TURNING TOOLS

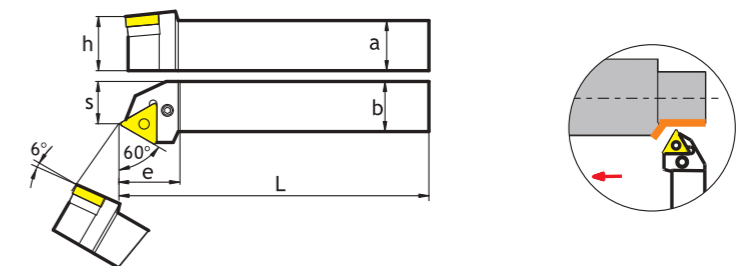
External turning toolholders 外圆车刀

## PTFNR/L



Type 型号	Dimension(mm) 基本尺寸							Applicable Inserts 使用的刀片	screw 螺钉	Shim 刀垫	Wrench 扳手	Lever 杠杆	Shim pin 档垫	
	Stock 库存		a	b	L	h	s							e
	R	L												
PTFNR/L 1616H16			16	16	100	16	20	20	TN□ 1604□	VHX0617	PT16	S2.5	LV3	SP3
2020K16			20	20	125	20	25	20						
2525M16			25	25	150	25	30	25						
2525M22			25	25	150	25	32	30	TN□ 2204□	VHX0821	PT22	S3	LV4	SP4
3232P22			32	32	170	32	38	30						
3232P27			32	32	170	32	38	35						
4040S27			40	40	250	40	50	34	TN□ 2706□	VHX0825	PT27	S3	LV5	SP5

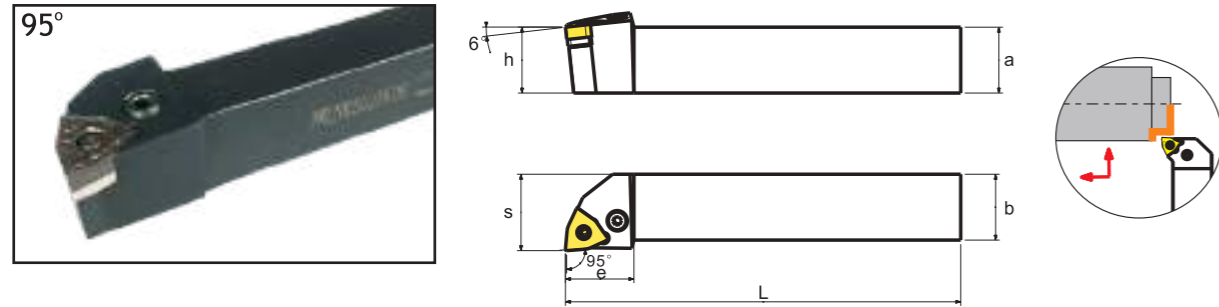
## PTTNR/L



Type 型号	Dimension(mm) 基本尺寸							Applicable Inserts 使用的刀片	screw 螺钉	Shim 刀垫	Wrench 扳手	Lever 杠杆	Shim pin 档垫	
	Stock 库存		a	b	L	h	s							e
	R	L												
PTTNR/L 1616H16			16	16	100	16	13	25	TN□ 1604□	VHX0617	PT16	S2.5	LV3	SP3
2020K16			20	20	125	20	17	25						
2525M22			25	25	150	25	22	32	TN□ 2204□	VHX0821	PT22	S3	LV4	SP4

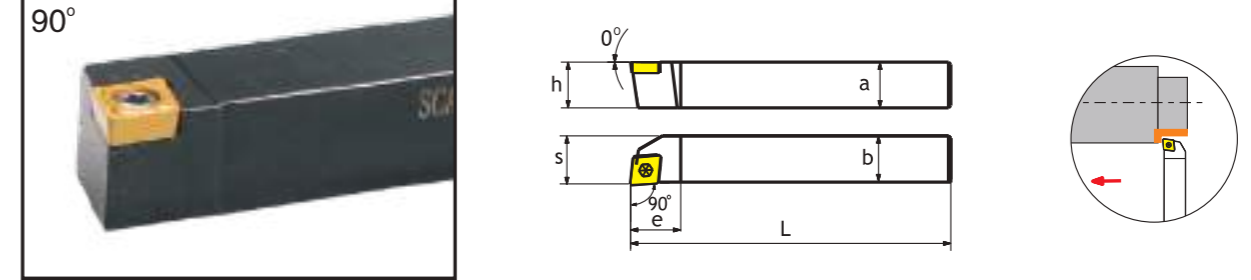
了解具体库存情况请致电厂家 详情请登陆网站www.hnsant.com

PWLNRL/L



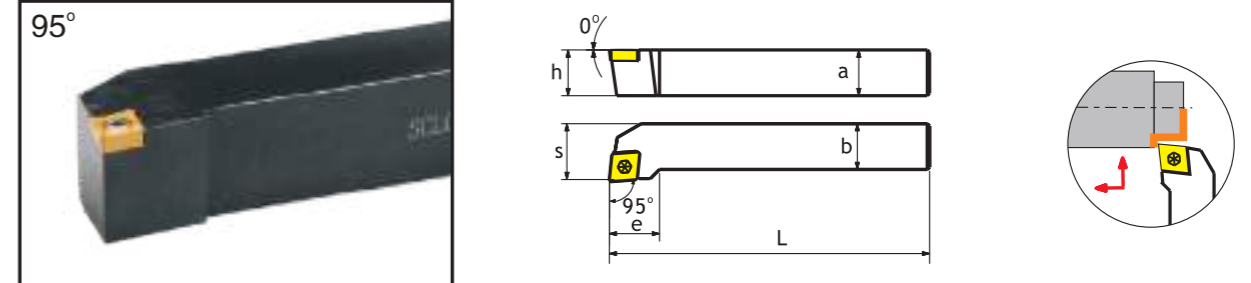
Type 型号	Dimension(mm) 基本尺寸							Applicable Inserts 使用的刀片	screw 螺钉	Shim 刀垫	Wrench 扳手	Lever 杠杆	Shim pin 档垫	
	Stock 库存		a	b	L	h	s							e
	R	L												
PWLNRL/L	1616H06		16	16	100	16	19	22	WN□□ 0604□□	VHX0617	PW06270	S2.5	LV3	SP3
	2020K06		20	20	125	20	23	25						
	2525M06		25	25	150	25	28	25						
	2020K08		20	20	125	20	25	26						
	2525M08		25	25	150	25	29	26						
3232P08		32	32	170	32	37	26	WN□□ 0804□□	VHX0821	PW08318	S3	LV4	SP4	

SCACRL/L



Type 型号	Dimension(mm) 基本尺寸							Applicable Inserts 使用的刀片	Screw 螺钉	Wrench 扳手	
	Stock 库存		a	b	L	h	s				e
	R	L									
SCACRL/L	1010E06		10	10	70	10	10.5	10	CC□T 0602□□	L60M2.5×5	T08
	1212F09		12	12	80	12	12.7	16			

SCLCRL/L



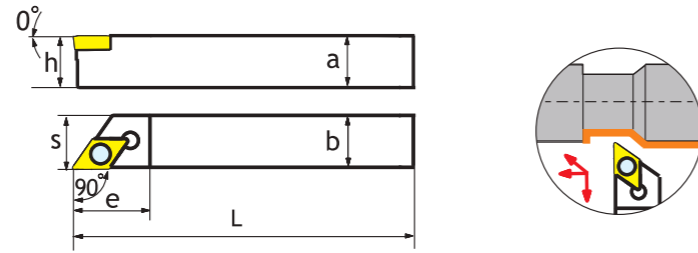
Type 型号	Dimension(mm) 基本尺寸							Applicable Inserts 使用的刀片	Screw 螺钉	Wrench 扳手	
	Stock 库存		a	b	L	h	s				e
	R	L									
SCLCRL/L	1212F09		12	12	80	12	15	16	CC□T 09T3□□	L60M4×8	T15
	1616H09		16	16	100	16	20	16			
	2020K09		20	20	125	20	23	20			
	2020K12		20	20	125	20	24	25	CC□T 1204□□	L60M5×12	T20
	2525M12		25	25	150	25	29	25			
	3225P12		32	25	170	32	29	25			
3232P12		32	32	170	32	36	38				

# 车削刀具 | TURNING TOOLS



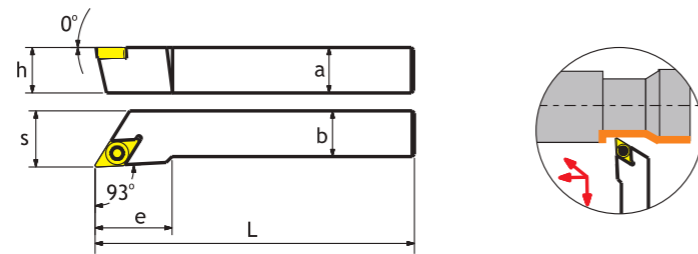
外圆车刀 External turning toolholders

## SDACR/L



Type 型号	Dimension(mm) 基本尺寸							Applicable Inserts 使用的刀片	Screw 螺钉	Wrench 扳手	
	Stock 库存		a	b	L	h	s				e
	R	L									
SDACR/L	1010E07		10	10	70	10	10.5	15	DC <sub>0</sub> T 0702□□	L60M2.5×5	T08
	1212F11		12	12	80	12	12.5	20			
	1616H11		16	16	100	16	16.7	20			

## SDJCR/L



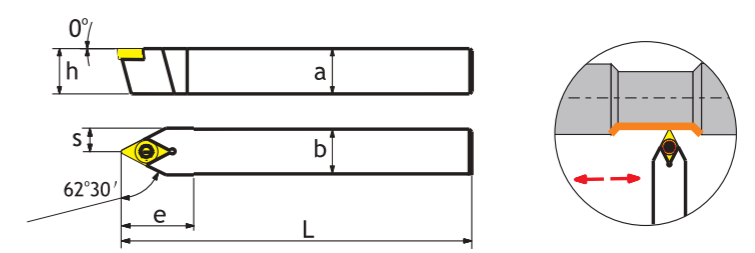
Type 型号	Dimension(mm) 基本尺寸							Applicable Inserts 使用的刀片	Screw 螺钉	Wrench 扳手	
	Stock 库存		a	b	L	h	s				e
	R	L									
SDJCR/L	1010E07		10	10	70	10	12	15	DC <sub>0</sub> T 0702□□	L60M2.5×5	T08
	1212F07		12	12	80	12	14	15			
	1616H07		16	16	100	16	18	18			
	2020K07		20	20	125	20	22	18	DC <sub>0</sub> T 11T3□□	L60M4×8	T15
	1616H11		16	16	100	16	19	20			
	2020K11		20	20	125	20	23	26			
	2525M11		25	25	150	25	28	26			
	3225P11		32	25	170	32	28	26			
3232P11		32	32	170	32	35	31				



# 车削刀具 | TURNING TOOLS

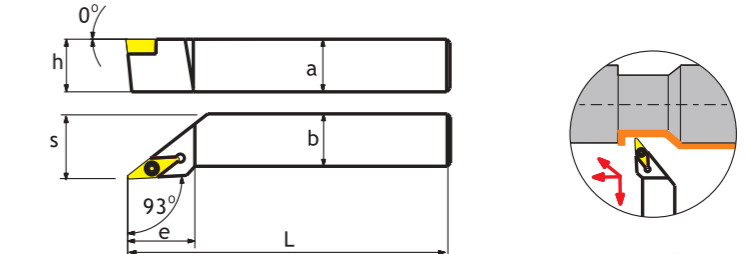
External turning toolholders 外圆车刀

## SDNCN



Type 型号	Dimension(mm) 基本尺寸							Applicable Inserts 使用的刀片	Screw 螺钉	Wrench 扳手	
	Stock 库存		a	b	L	h	s				e
	R	L									
SDNCN	1010E07		10	10	70	10	5	16	DC <sub>0</sub> T 0702□□	L60M2.5×5	T08
	1212F07		12	12	80	12	6	20			
	1212H11		12	12	100	12	6	22			
	1616H11		16	16	100	16	8	22	DC <sub>0</sub> T 11T3□□	L60M4×8	T15
	2020K11		20	20	125	20	10	22			
2525M11		25	25	150	25	12.5	22				

## SVJCR/L



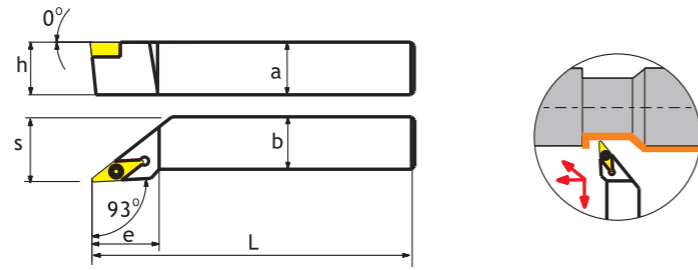
Type 型号	Dimension(mm) 基本尺寸							Applicable Inserts 使用的刀片	Screw 螺钉	Wrench 扳手	
	Stock 库存		a	b	L	h	s				e
	R	L									
SVJCR/L	1212F11		12	12	80	12	14	20	VC <sub>0</sub> T 1103□□	L60M2.5×5	T08
	1616H11		16	16	100	16	18	22			
	2020K11		20	20	125	20	22	27			
	2525M11		25	25	150	25	27	35	VC <sub>0</sub> T 1604□□	L60M4×8	T15
	1616H16		16	16	100	16	18	32			
	2020K16		20	20	125	20	22	32			
	2525M16		25	25	150	25	27	35			
	3225P16		32	25	170	32	27	35			
	3232P16		32	32	170	32	35	45			

# 车削刀具 | TURNING TOOLS



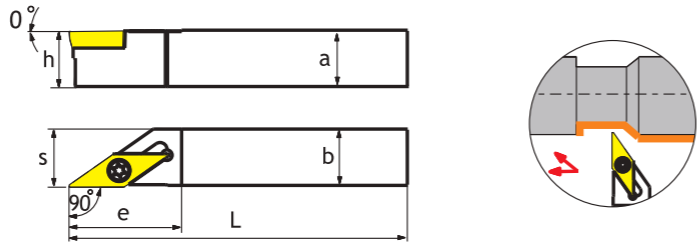
外圆车刀 External turning toolholders

## SVJBR/L



Type 型号	Dimension(mm) 基本尺寸							Applicable Inserts 使用的刀片	Screw 螺钉	Wrench 扳手				
	Stock 库存		a	b	L	h	s				e			
	R	L												
SVJBR/L	1212F11		12	12	80	12	14	27	VB-T 1103□□	L60M2.5×5	T08			
	1616H11		16	16	100	16	18	27						
	2020K11		20	20	125	20	22	27						
	2525M11		25	25	150	25	27	27						
	1616H16		16	16	100	16	18	36				VB-T 1604□□	L60M4×8	T15
	2020K16		20	20	125	20	22	41						
	2525M16		25	25	150	25	27	41						
	3225P16		32	25	170	32	27	41						
3232P16		32	32	170	32	35	41							

## SVABR/L



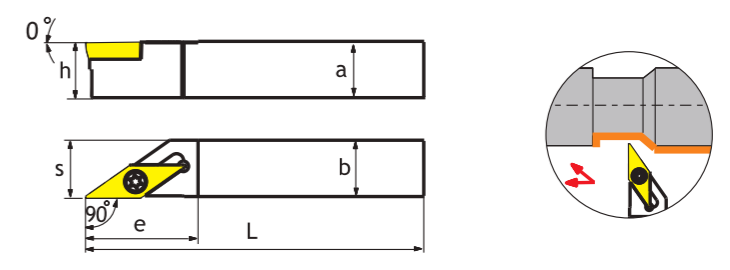
Type 型号	Dimension(mm) 基本尺寸							Applicable Inserts 使用的刀片	Screw 螺钉	Wrench 扳手	
	Stock 库存		a	b	L	h	s				e
	R	L									
SVABR/L	1616H16		16	16	100	16	16.5	32	VB-T 1604□□	L60M4×8	T15
	2020K16		20	20	125	20	20.5	32			
	2525M16		25	25	150	25	25.5	38			



# 车削刀具 | TURNING TOOLS

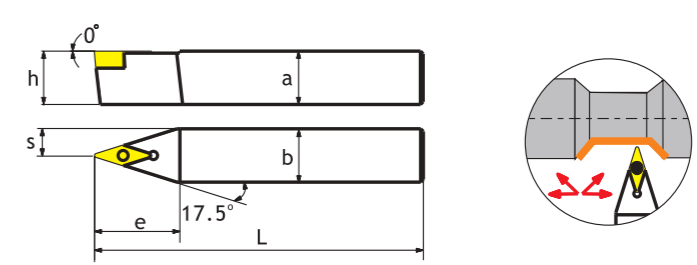

External turning toolholders 外圆车刀

## SVACR/L



Type 型号	Dimension(mm) 基本尺寸							Applicable Inserts 使用的刀片	Screw 螺钉	Wrench 扳手	
	Stock 库存		a	b	L	h	s				e
	R	L									
SVACR/L	1616H16		16	16	100	16	16.5	32	VC-T 1604□□	L60M4×8	T15
	2020K16		20	20	125	20	20.5	32			
	2525M16		25	25	150	25	25.5	38			

## SVVBN



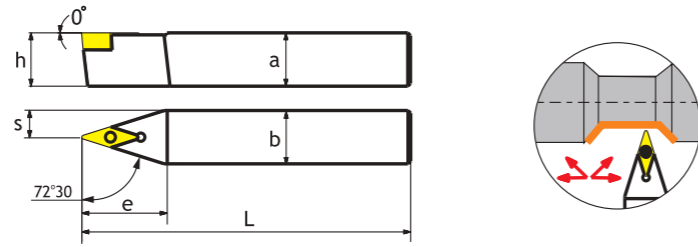
Type 型号	Dimension(mm) 基本尺寸							Applicable Inserts 使用的刀片	Screw 螺钉	Wrench 扳手				
	Stock 库存		a	b	L	h	s				e			
	R	L												
SVVBN	1212F11		12	12	80	12	6	22	VB-T 1103□□	L60M2.5×5	T08			
	1616H11		16	16	100	16	8	27						
	2020K11		20	20	125	20	10	30						
	1616H16		16	16	100	16	8	33				VB-T 1604□□	L60M4×8	T15
	2020K16		20	20	125	20	10	33						
	2525M16		25	25	150	25	12.5	38						
	3225P16		32	25	170	32	12.5	38						
	3232P16		32	32	170	32	16	38						

# 车削刀具 | TURNING TOOLS



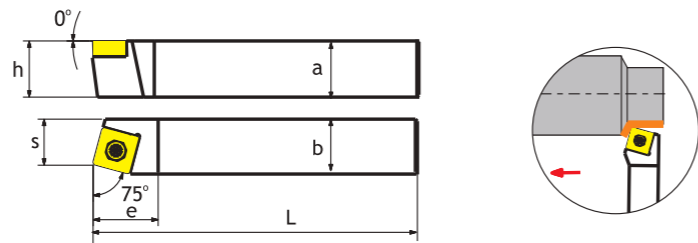
外圆车刀 External turning toolholders

## SVVCN



Type 型号	Dimension(mm) 基本尺寸							Applicable Inserts 使用的刀片	Screw 螺钉	Wrench 扳手	
	Stock 库存	a	b	L	h	s	e				
SVVCN	1212F11		12	12	80	12	6	22	VC <sub>0</sub> T 1103□□	L60M2.5×5	T08
	1616H11		16	16	100	16	8	27			
	2020K11		20	20	125	20	10	30			
	1616H16		16	16	100	16	8	33			
	2020K16		20	20	125	20	10	33			
SVVCN	2525M16		25	25	150	25	12.5	38	VC <sub>0</sub> T 1604□□	L60M4×8	T15
	3225P16		32	25	170	32	12.5	38			
	3232P16		32	32	170	32	16	38			

## SSBCR/L



Type 型号	Dimension(mm) 基本尺寸							Applicable Inserts 使用的刀片	Screw 螺钉	Wrench 扳手	
	Stock 库存	a	b	L	h	s	e				
SSBCR/L	1212F09		12	12	80	12	11	14	SC <sub>0</sub> T 09T3□□	L60M4×8	T15
	1616H09		16	16	100	16	13	16			
	2020K12		20	20	125	20	17	25			
	2525M12		25	25	150	25	22	25			
	3232P12		32	32	170	32	27	28			
SSBCR/L	1212F09		12	12	80	12	11	14	SC <sub>0</sub> T 1204□□	L60M5×12	T20
	1616H09		16	16	100	16	13	16			
	2020K12		20	20	125	20	17	25			

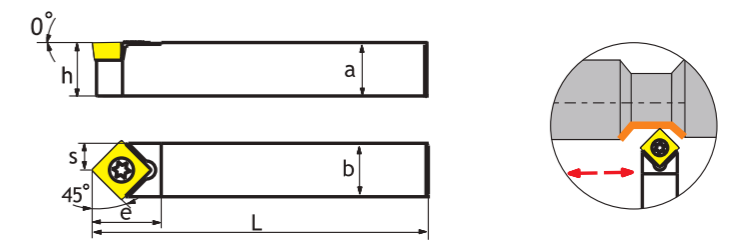
了解具体库存情况请致电厂家 详情请登陆网站www.hnsant.com



# 车削刀具 | TURNING TOOLS

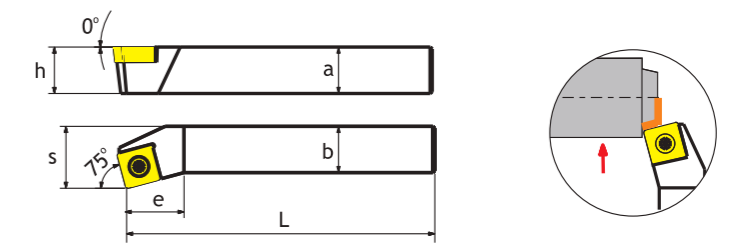
External turning toolholders 外圆车刀

## SSDCN



Type 型号	Dimension(mm) 基本尺寸							Applicable Inserts 使用的刀片	Screw 螺钉	Wrench 扳手	
	Stock 库存	a	b	L	h	s	e				
SSDCN	1212F09		12	12	80	12	6	16	SC <sub>0</sub> T 09T3□□	L60M4×8	T15
	1616H09		16	16	100	16	8	16			
	2020K09		20	20	125	20	10	16			
	2525M09		25	25	150	25	12.5	25			
	2020K12		20	20	125	20	10	25			
	2525M12		25	25	150	25	12.5	25			
SSDCN	3232P12		32	32	170	32	16	25	SC <sub>0</sub> T 1204□□	L60M5×12	T20

## SSKCR/L



Type 型号	Dimension(mm) 基本尺寸							Applicable Inserts 使用的刀片	Screw 螺钉	Wrench 扳手	
	Stock 库存	a	b	L	h	s	e				
SSKCR/L	1616H09		16	16	100	16	20	13	SC <sub>0</sub> T 09T3□□	L60M4×8	T15
	2020K09		20	20	125	20	25	18			
	2020K12		20	20	125	20	25	18			
	2525M12		25	25	150	25	32	22			
	3232P12		32	32	170	32	40	27			
SSKCR/L	1616H09		16	16	100	16	20	13	SC <sub>0</sub> T 1204□□	L60M5×12	T20
	2020K09		20	20	125	20	25	18			
	2020K12		20	20	125	20	25	18			

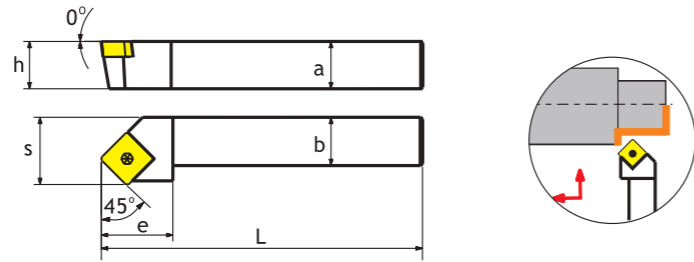
了解具体库存情况请致电厂家 详情请登陆网站www.hnsant.com

# 车削刀具 | TURNING TOOLS



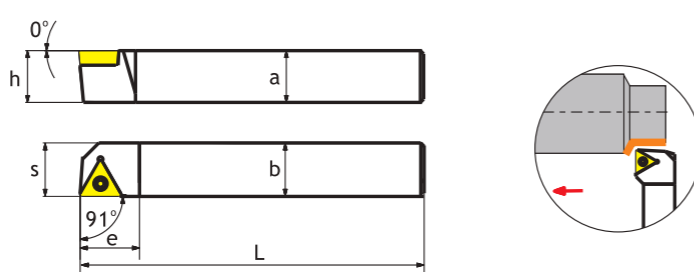
外圆车刀 External turning toolholders

## SSSCR/L



Type 型号	Dimension(mm) 基本尺寸								Applicable Inserts 使用的刀片	Screw 螺钉	Wrench 扳手
	Stock 库存		a	b	L	h	s	e			
	R	L									
SSSCR/L	1616H09		16	16	100	16	20	16	SC <sub>0</sub> T 09T3 <sub>00</sub>	L60M4×8	T15
	2020K09		20	20	125	20	25	20			
	2020K12		20	20	125	20	25	23			
	2525M12		25	25	150	25	32	25			
	3232P12		32	32	170	32	38	28			
									SC <sub>0</sub> T 1204 <sub>00</sub>	L60M5×12	T20

## STACR/L



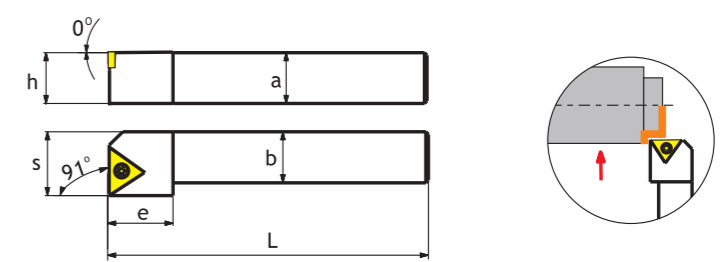
Type 型号	Dimension(mm) 基本尺寸								Applicable Inserts 使用的刀片	Screw 螺钉	Wrench 扳手
	Stock 库存		a	b	L	h	s	e			
	R	L									
STACR/L	1212F11		12	12	80	12	12.5	14	TC <sub>0</sub> T 1102 <sub>00</sub>	L60M2.5×5	T08



# 车削刀具 | TURNING TOOLS

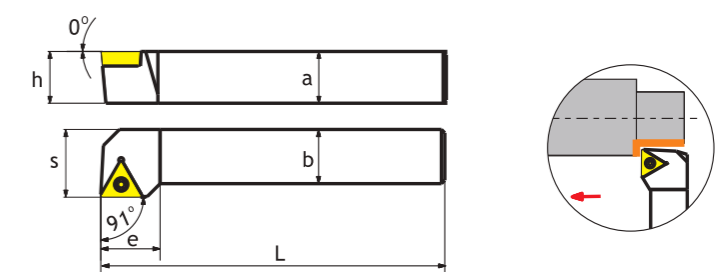
External turning toolholders 外圆车刀

## STFCR/L



Type 型号	Dimension(mm) 基本尺寸								Applicable Inserts 使用的刀片	Screw 螺钉	Wrench 扳手
	Stock 库存		a	b	L	h	s	e			
	R	L									
STFCR/L	1212F11		12	12	80	12	14	14	TC <sub>0</sub> T 1102 <sub>00</sub>	L60M2.5×5	T08
	1616H11		16	16	100	16	18	16			
	2020K11		20	20	125	20	22	16			
	1616H16		16	16	100	16	18	19	TC <sub>0</sub> T 16T3 <sub>00</sub>	L60M4×8	T15
	2020K16		20	20	125	20	22	19			
	2525M16		25	25	150	25	27	24			

## STGCR/L



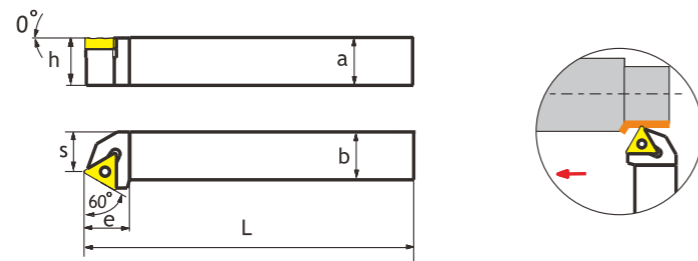
Type 型号	Dimension(mm) 基本尺寸								Applicable Inserts 使用的刀片	Screw 螺钉	Wrench 扳手
	Stock 库存		a	b	L	h	s	e			
	R	L									
STGCR/L	0808D09		08	08	60	8	10	11	TC <sub>0</sub> T 0902 <sub>00</sub>	L60M2.2×5	T06
	1010E09		10	10	70	10	11	11			
	1212F11		12	12	80	12	14	14	TC <sub>0</sub> T 1102 <sub>00</sub>	L60M2.5×5	T08
	1616H11		16	16	100	16	17	16			
	2020K16		20	20	125	20	22	21	TC <sub>0</sub> T 16T3 <sub>00</sub>	L60M4×8	T15
	2525M16		25	25	150	25	27	21			

# 车削刀具 | TURNING TOOLS



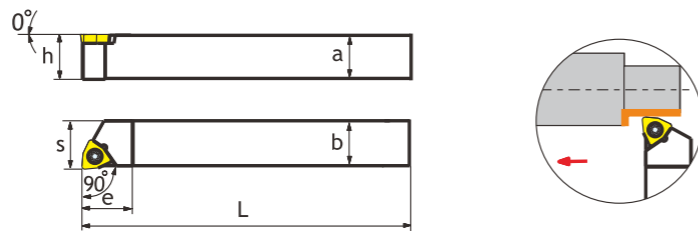
外圆车刀 External turning toolholders

## STTCR/L



Type 型号	Dimension(mm) 基本尺寸							Applicable Inserts 使用的刀片	Screw 螺钉	Wrench 扳手	
	Stock 库存		a	b	L	h	s				e
	R	L									
STTCR/L	1616H11		16	16	100	16	13	14	TC-T 1102□□	L60M2.5 × 5	T08
	1616H16		16	16	100	16	13	19			
	2020K16		20	20	125	20	17	19			

## SWACR/L



Type 型号	Dimension(mm) 基本尺寸							Applicable Inserts 使用的刀片	Screw 螺钉	Wrench 扳手	
	Stock 库存		a	b	L	h	s				e
	R	L									
SWACR/L	1010E04		10	10	70	10	10.5	10	WC-X 0402□□	L60M2.5 × 5	T08
	1212F04		12	12	80	12	12.5	14			
	1616H06		16	16	100	16	16.5	20			
	2020K08		20	20	125	20	20.5	24			

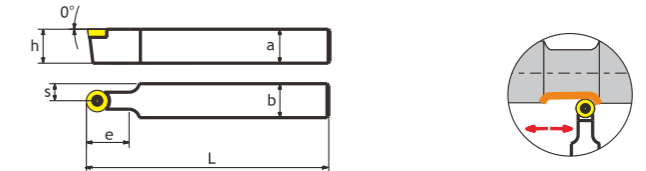
了解具体库存情况请致电厂家 详情请登陆网站www.hnsant.com



# 车削刀具 | TURNING TOOLS

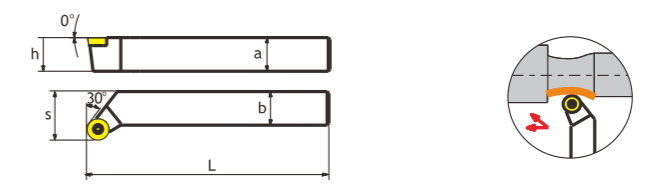
External turning toolholders 外圆车刀

## SRDCN



Type 型号	Dimension(mm) 基本尺寸							Applicable Inserts 使用的刀片	Screw 刀片螺钉	Wrench 扳手	Shim 刀垫	Screw 刀垫螺钉	Wrench 刀垫扳手							
	Stock 库存		a	b	L	h	s							e						
	R	L																		
SRDCN	2020K06		20	20	125	20	10	11	RC-T 0602□□	L60M2.5 × 5	T08	-	-	-						
	2525M06		25	25	150	25	12.5	11												
	2020K08		20	20	125	20	10	16							RC-T 0803□□	L60M3 × 7	T09	-	-	-
	2525M08		25	25	150	25	12.5	16												
	2020K10		20	20	125	20	10	25							RC-T 10T3□□	L60M3.5 × 10	T15	-	-	-
	2525M10		25	25	150	25	12.5	25												
	2020K12		20	20	125	20	10	35							RC-T 1204□□	L60M3.5 × 12	T15	-	-	-
	2525M12		25	25	150	25	12.5	35												
	3225P12		32	25	170	32	16	35							RC-T 1606□□	L60M4 × 16	T20	R16BS	SM0614	S4
	2525M16		25	25	150	25	12.5	35												
	3232P16		32	32	170	32	16	40							RCMX2006	L60M5 × 16-8.1	T20	R20BS	SM0814	S5
	3232P20		32	32	170	32	16	40												
	4040S20		40	40	250	40	20	40												

## SRGCR/L



Type 型号	Dimension(mm) 基本尺寸						Applicable Inserts 使用的刀片	Screw 刀片螺钉	Wrench 扳手	Shim 刀垫	Screw 刀垫螺钉	Wrench 刀垫扳手							
	Stock 库存		a	b	L	h							s						
	R	L																	
SRGCR/L	2020K10		20	20	125	20	25	RC-T 10T3□□	L60M3.5 × 10	T15	-	-	-						
	2525M10		25	25	150	25	32												
	2020K12		20	20	125	20	27												
	2525M12		25	25	150	25	32							RC-T 1204□□	L60M3.5 × 12	T15	-	-	-
	3232P12		32	32	170	32	32												
	2525M16		25	25	150	25	32							RC-T 1606□□	L60M4 × 16	T20	R16BS	SM0614	S4
	3232P16		32	32	170	32	40												
	3232P20		32	32	170	32	40							RCMX2006	L60M5 × 16-8.1	T20	R20BS	SM0814	S5
	4040S20		40	40	250	40	48												

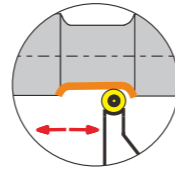
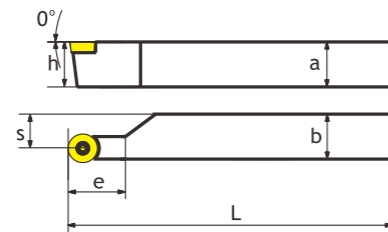
了解具体库存情况请致电厂家 详情请登陆网站www.hnsant.com

# 车削刀具 | TURNING TOOLS



外圆车刀 External turning toolholders

## SRACR/L



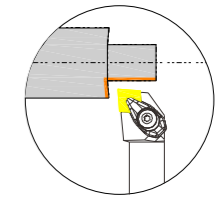
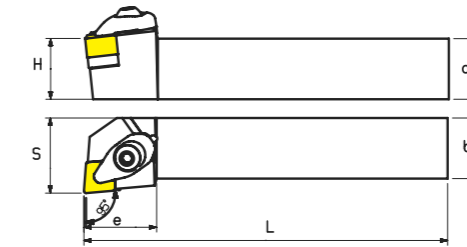
Type 型号	Dimension(mm) 基本尺寸						Applicable Inserts 使用的刀片	Screw 刀片螺钉	Wrench 扳手	Shim 刀垫	Screw 刀垫螺钉	Wrench 刀垫扳手	
	Stock 库存	a	b	L	h	e							
SRACR/L	2020K06		20	20	125	20	15	RC-T 0602	L60M2.5 x 5	T08	-	-	-
	2525M06		25	25	150	25	23						
	2020K08		20	20	125	20	18	RC-T 0803	L60M3 x 7	T09	-	-	-
	2525M08		25	25	150	25	23						
	2020K10		20	20	125	20	20	RC-T 10T3	L60M3.5 x 10	T15	-	-	-
	2525M10		25	25	150	25	25						
	2020K12		20	20	125	20	28						
	2525M12		25	25	150	25	28	RC-T 1204	L60M3.5 x 12	T15	-	-	-
	3225P12		32	25	170	32	28						
	2525M16		25	25	150	25	35	RC-T 1606	L60M4 x 16	T15	R16BS	SM0614	S4
3232P16		32	32	170	32	40							
3232P20		32	32	170	32	40							
4040S20		40	40	250	40	55	RCMX2006	L60M5 x 16-8.1	T20	R20BS	SM0814	S5	



# 车削刀具 | TURNING TOOLS

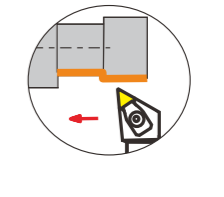
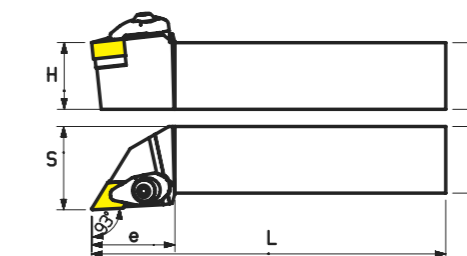
External turning toolholders 外圆车刀

## CCLNR/L



Type 型号	Dimension(mm) 基本尺寸							Applicable Inserts 使用的刀片	Shim 刀垫	Wrench 扳手	Clamp 压板	Clamp screw 压板螺丝	screw 螺钉	
	Stock 库存	a	b	L	h	s	e							
CCLNR/L	2020K12		20	20	125	20	26	32	CN 1207	MC 1204	S4,S3	CCL2612	DM 0625	DSP 0612
	2525M12		25	25	150	25	31	31						
	2525M16		25	25	150	25	32	36	CN 1606	MC 1604	S4	CCL2816	DM 0830	DSP 0812
	3225P16		32	25	170	32	32	36						

## CDJNR/L



Type 型号	Dimension(mm) 基本尺寸							Applicable Inserts 使用的刀片	Shim 刀垫	Wrench 扳手	Clamp 压板	Clamp screw 压板螺丝	screw 螺钉	
	Stock 库存	a	b	L	h	s	e							
CDJNR/L	2525M15		25	25	150	25	32	40	DN 1507	MD 1504	S4,S3	CCL2612	DM 0625	DSP 0612
	3225P15		32	25	170	32	32	40						

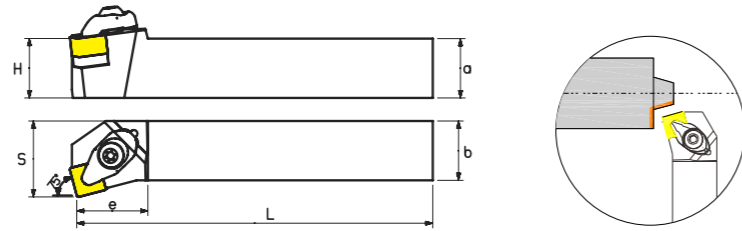


# 车削刀具 | TURNING TOOLS



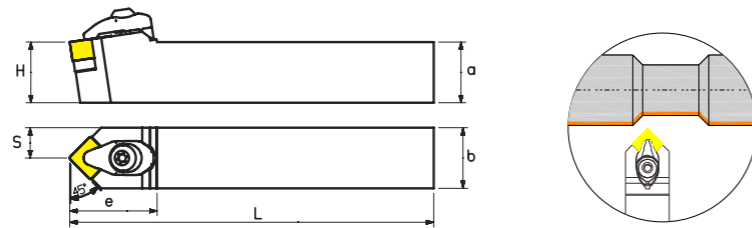
外圆车刀 External turning toolholders

## CSKNR/L



Type 型号	Dimension(mm) 基本尺寸							Applicable Inserts 使用的刀片	Shim 刀垫	Wrench 扳手	Clamp 压板	Clamp screw 压板螺丝	screw 螺钉	
	Stock 库存		a	b	L	h	s							e
	R	L												
CSKNR/L	2020K12		20	20	125	20	26	28	SN □□ 1207□□	MS 1204	S4,S3	CCL2612	DM 0625	DSP 0612
	2525M12		25	25	150	25	32	30						
	3225P12		32	25	170	32	32	30						

## CSDNN



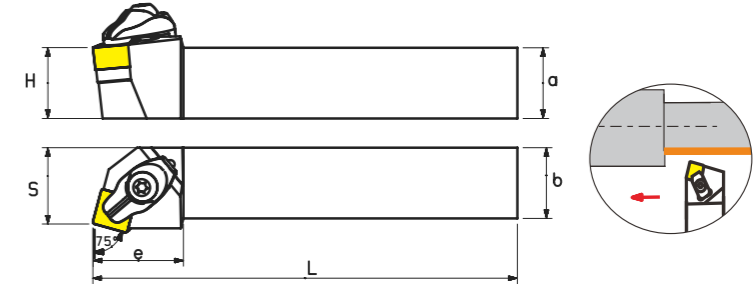
Type 型号	Dimension(mm) 基本尺寸							Applicable Inserts 使用的刀片	Shim 刀垫	Wrench 扳手	Clamp 压板	Clamp screw 压板螺丝	screw 螺钉	
	Stock 库存		a	b	L	h	s							e
	R	L												
CSDNN	2020K12		20	20	125	20	10	36	SN □□ 1207□□	MS 1204	S4,S3	CCL2612	DM 0625	DSP 0612
	2525M12		25	25	150	25	12.5	36						
	3225P12		32	25	170	32	12.5	36						



# 车削刀具 | TURNING TOOLS

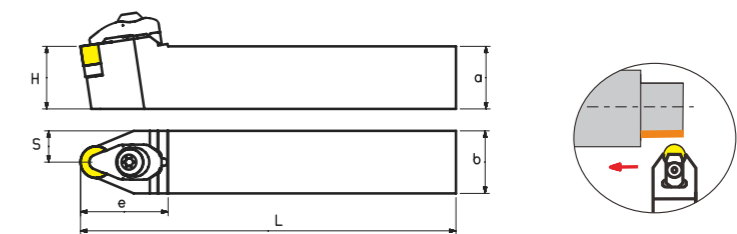
External turning toolholders 外圆车刀

## CSRNR/L



Type 型号	Dimension(mm) 基本尺寸							Applicable Inserts 使用的刀片	Shim 刀垫	Wrench 扳手	Clamp 压板	Clamp screw 压板螺丝	screw 螺钉	
	Stock 库存		a	b	L	h	s							e
	R	L												
CSRNR/L	2020K12		20	20	125	20	22	32	SN □□ 1207□□	MS 1204	S4,S3	CCL2612	DM 0625	DSP 0612
	2525M12		25	25	150	25	27	32						
	3225P12		32	25	170	32	27	32						
	3225P15		32	25	170	32	32	40						
	4040R15		40	40	200	40	43	40						

## CRDNN



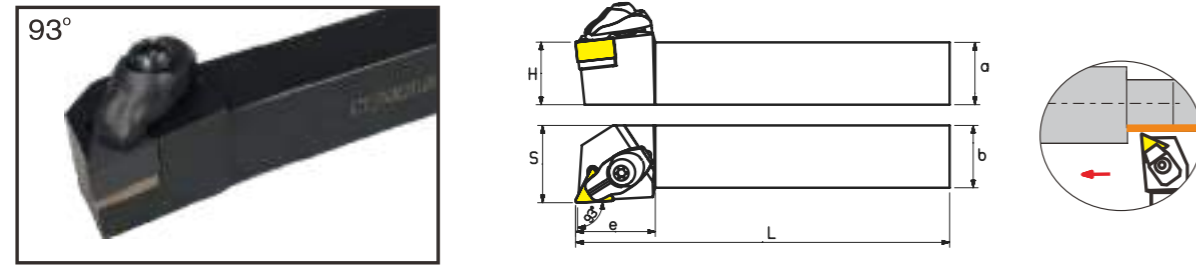
Type 型号	Dimension(mm) 基本尺寸							Applicable Inserts 使用的刀片	Shim 刀垫	Wrench 扳手	Clamp 压板	Clamp screw 压板螺丝	screw 螺钉	
	Stock 库存		a	b	L	h	s							e
	R	L												
CRDNN	2020K12		20	20	125	20	10	36	RN □□ 1207□□	MR1204	S3,S4	CCL2612	DM 0625	DSP 0612
	2525M12		25	25	150	25	12.5	36						
	3225P12		32	25	170	32	12.5	36						

# 车削刀具 | TURNING TOOLS



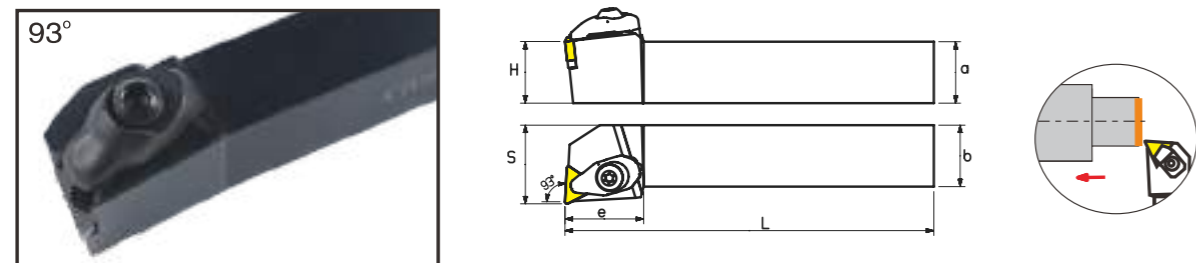
外圆车刀 External turning toolholders

## CTJNR/L



Type 型号	Dimension(mm) 基本尺寸							Applicable Inserts 使用的刀片	Shim 刀垫	Wrench 扳手	Clamp 压板	Clamp screw 压板螺丝	screw 螺钉	
	Stock 库存		a	b	L	h	s							e
	R	L												
CTJNR/L	2020K16		20	20	125	20	26	32	TN □□ 1607□□	MT 1603	S4,S3	CCL2612	DM 0625	DSP 0510
	2525M16		25	25	150	25	31	32						

## CTUNR/L



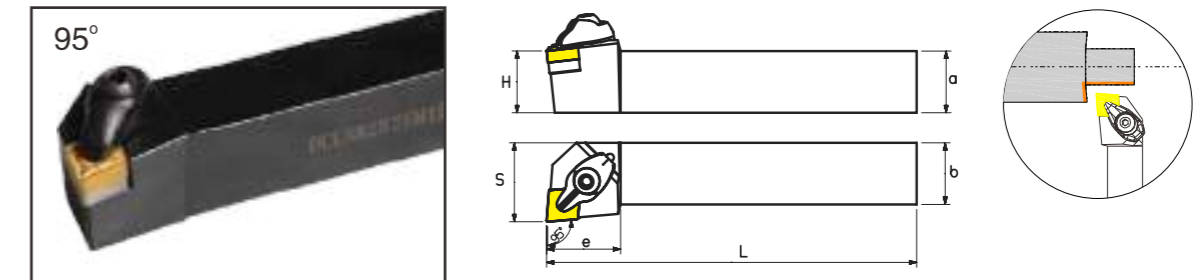
Type 型号	Dimension(mm) 基本尺寸							Applicable Inserts 使用的刀片	Shim 刀垫	Wrench 扳手	Clamp 压板	Clamp screw 压板螺丝	screw 螺钉	
	Stock 库存		a	b	L	h	s							e
	R	L												
CTUNR/L	2020K16		20	20	125	20	25	32	TN □□ 1607□□	MT 1603	S4,S3	CCL2612	DM 0625	DSP 0510
	2525M16		25	25	150	25	32	32						



# 车削刀具 | TURNING TOOLS

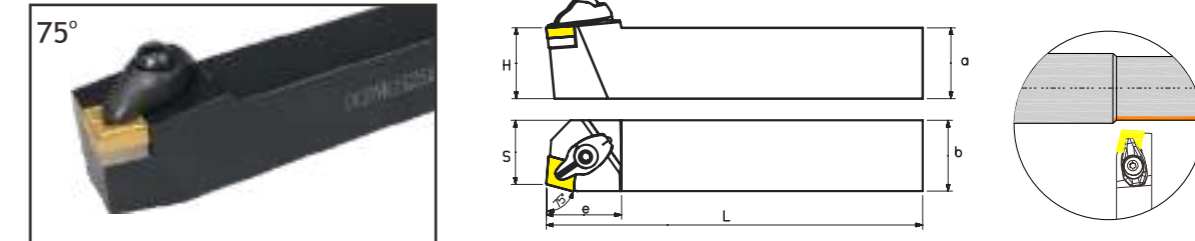
External turning toolholders 外圆车刀

## DCLNR/L



Type 型号	Dimension(mm) 基本尺寸							Applicable Inserts 使用的刀片	Shim 刀垫	Wrench 扳手	Clamp 压板	Clamp screw 压板螺丝	screw 螺钉	
	Stock 库存		a	b	L	h	s							e
	R	L												
DCLNR/L	2020K12		20	20	125	20	27	32	CN □□ 1204□□	MC 1204	S4, S3	DCL2612	DM 0625	DSP 0612
	2525M12		25	25	150	25	32	30						
	3232P12		32	32	170	32	39	30						
	2525M16		25	25	150	25	32	36	CN □□ 1604□□	DC 16635	T20, S4	DLM 5	DM 0625	L60 M5X12
	3232P16		32	32	170	32	40	36						
	3232P19		32	32	170	32	40	40						
4040R19		40	40	200	40	50	40	CN □□ 1906□□	MC 1904	S6, S4	DCL1934 (机加)	M8X35	DSP 0814	

## DCBNR/L



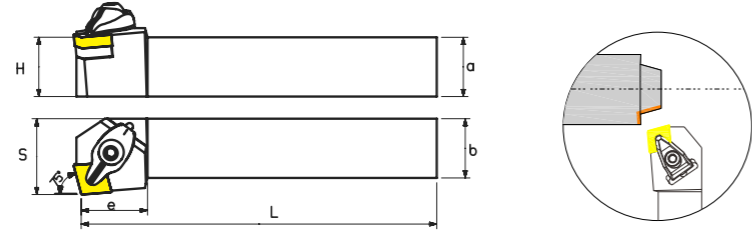
Type 型号	Dimension(mm) 基本尺寸							Applicable Inserts 使用的刀片	Shim 刀垫	Wrench 扳手	Clamp 压板	Clamp screw 压板螺丝	screw 螺钉	
	Stock 库存		a	b	L	h	s							e
	R	L												
DCBNR/L	2020K12		20	20	125	20	17	32	CN □□ 1204□□	MC 1204	S4, S3	DCL2612	DM 0625	DSP 0612
	2525M12		25	25	150	25	22	30						
	3232P12		32	32	170	32	29	30						
	2525M16		25	25	150	25	23	36	CN □□ 1604□□	DC 16635	T20, S4	DLM 5	DM 0625	L60 M5X12
	3232P16		32	32	170	32	29	36						
	3232P19		32	32	170	32	28	40						
4040R19		40	40	200	40	36	40	CN □□ 1906□□	MC 1904	S6, S4	DCL1934 (机加)	M8X35	DSP 0814	

# 车削刀具 | TURNING TOOLS



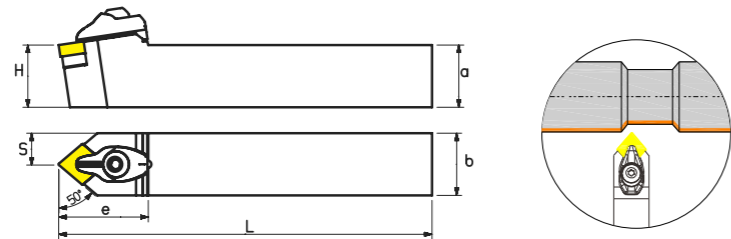
外圆车刀 External turning toolholders

## DCKNR/L



Type 型号	Dimension(mm) 基本尺寸							Applicable Inserts 使用的刀片	Shim 刀垫	Wrench 扳手	Clamp 压板	Clamp screw 压板螺丝	screw 螺钉	
	Stock 库存		a	b	L	h	s							e
	R	L												
DCKNR/L	2020K12		20	20	125	20	26	28	CN □ 1204□	MC 1204	S3、S4	DCL2612	DM 0625	DSP 0612
	2525M12		25	25	150	25	32	28						
	3232P12		32	32	170	32	39	28						

## DCMNN



Type 型号	Dimension(mm) 基本尺寸							Applicable Inserts 使用的刀片	Shim 刀垫	Wrench 扳手	Clamp 压板	Clamp screw 压板螺丝	screw 螺钉	
	Stock 库存		a	b	L	h	s							e
	R	L												
DCMNN	2020K12		20	20	125	20	10	36	CN □ 1204□	MC 1204	S3、S4	DCL2612	DM 0625	DSP 0612
	2525M12		25	25	150	25	12.5	36						
	3232P12		32	32	170	32	16	36						

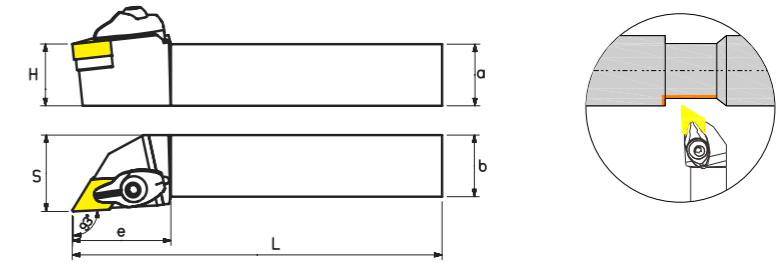
了解具体库存情况请致电厂家 详情请登陆网站www.hnsant.com



# 车削刀具 | TURNING TOOLS

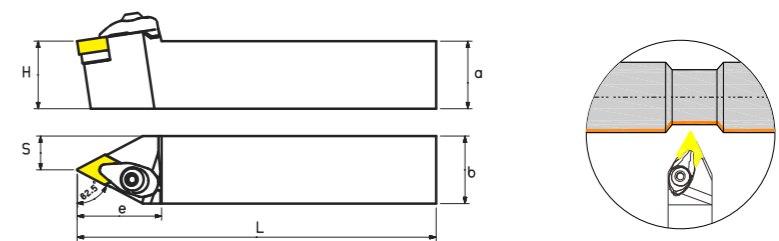
External turning toolholders 外圆车刀

## DDJNR/L



Type 型号	Dimension(mm) 基本尺寸							Applicable Inserts 使用的刀片	Shim 刀垫	Wrench 扳手	Clamp 压板	Clamp screw 压板螺丝	screw 螺钉	
	Stock 库存		a	b	L	h	s							e
	R	L												
DDJNR/L	2020K11		20	20	125	20	25	32	DN □ 1104□	MD 1103	S3	DCL2211	DM 0520	DSP 0510
	2525M11		25	25	150	25	30	32						
	2020K1504		20	20	125	20	25	40	DN □ 1504□	MD 1504	S4, S3	DCL2612	DM 0625	DSP 0612
	2525M1504		25	25	150	25	31	40						
	3232P1504		32	32	170	32	39	40						
	2020K1506		20	20	125	20	25	40	DN □ 1506□	MD 1504	S4, S3	DCL2612	DM 0625	DSP 0612
	2525M1506		25	25	150	25	31	40						
3232P1506		32	32	170	32	39	40							

## DDPNN



Type 型号	Dimension(mm) 基本尺寸							Applicable Inserts 使用的刀片	Shim 刀垫	Wrench 扳手	Clamp 压板	Clamp screw 压板螺丝	screw 螺钉	
	Stock 库存		a	b	L	h	s							e
	R	L												
DDPNN	2020K11		20	20	125	20	10	32	DN □ 1104□	MD 1103	S3	DCL2211	DM 0520	DSP 0510
	2525M11		25	25	150	25	12.5	36						
	2020K1504		20	20	125	20	10	36	DN □ 1504□	MD 1504	S4, S3	DCL2612	DM 0625	DSP 0612
	2525M1504		25	25	150	25	12.5	36						
	3232P1504		32	32	170	32	16	36						
	2020K1506		20	20	125	20	10	36	DN □ 1506□	MD 1504	S4, S3	DCL2612	DM 0625	DSP 0612
	2525M1506		25	25	150	25	12.5	36						
3232P1506		32	32	170	32	16	36							

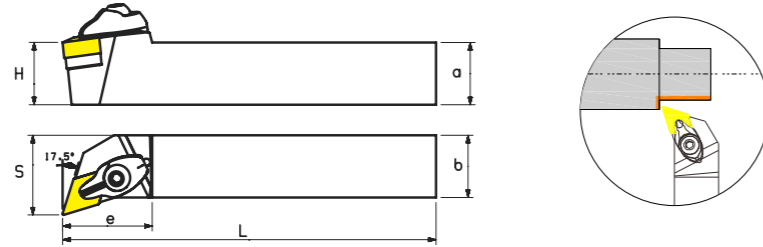
了解具体库存情况请致电厂家 详情请登陆网站www.hnsant.com

# 车削刀具 | TURNING TOOLS



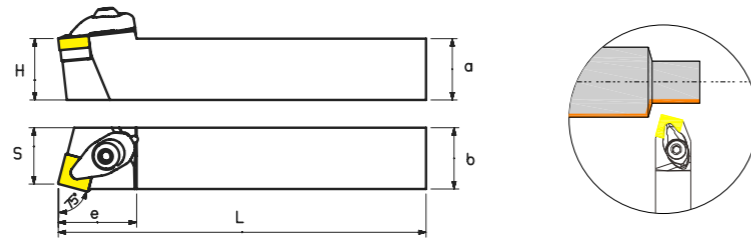
外圆车刀 External turning toolholders

## DDQNR/L



Type 型号	Dimension(mm) 基本尺寸							Applicable Inserts 使用的刀片	Shim 刀垫	Wrench 扳手	Clamp 压板	Clamp screw 压板螺丝	screw 螺钉	
	Stock 库存		a	b	L	h	s							e
	R	L												
DDQNR/L 2020K11			20	20	125	20	25	28	DN □ 1104□	MD 1103	S4, S3	DCL2211	DM 0520	DSP 0510
			25	25	150	25	31	28						
2020K1504			20	20	125	20	26	36	DN □ 1504□	MD 1504	S4, S3	DCL2612	DM 0625	DSP 0612
			25	25	150	25	32	36						
3232P1504			32	32	170	32	38	36						
2020K1506			20	20	125	20	26	36						
2525M1506			25	25	150	25	32	36						
3232P1506			32	32	170	32	38	36						

## DSBNR/L



Type 型号	Dimension(mm) 基本尺寸							Applicable Inserts 使用的刀片	Shim 刀垫	Wrench 扳手	Clamp 压板	Clamp screw 压板螺丝	screw 螺钉	
	Stock 库存		a	b	L	h	s							e
	R	L												
DSBNR/L 2020K12			20	20	125	20	18	34	SN □ 1204□	MS 1204	S3,S4	DCL 2612	DM 0625	DSP 0612
			25	25	150	25	23	32						
3232P12			32	32	170	32	30	33						
2525M15			25	25	150	25	21	40						
3232P15			32	32	170	32	28	40						
3232P19			32	32	170	32	28	40						
4040R19			40	40	200	40	36	40						

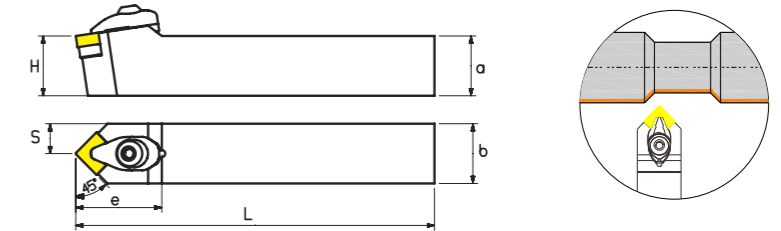
了解具体库存情况请致电厂家 详情请登陆网站www.hnsant.com



# 车削刀具 | TURNING TOOLS

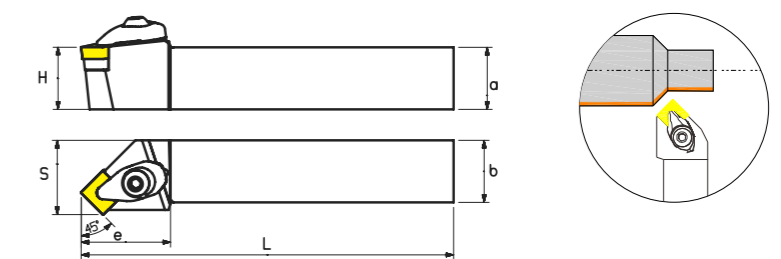
External turning toolholders 外圆车刀

## DSDNN



Type 型号	Dimension(mm) 基本尺寸							Applicable Inserts 使用的刀片	Shim 刀垫	Wrench 扳手	Clamp 压板	Clamp screw 压板螺丝	screw 螺钉	
	Stock 库存		a	b	L	h	s							e
	R	L												
DSDNN 2020K12			20	20	125	20	10	36	SN □ 1204□	MS 1204	S3,S4	DCL 2612	DM 0625	DSP 0612
			25	25	150	25	12.5	36						
3232P12			32	32	170	32	12.5	36						
2525M15			25	25	150	25	12.5	40						
3232P15			32	32	170	32	16	40						
3232P19			32	32	170	32	16	48						
4040R19			40	40	200	40	20	48						

## DSSNR/L



Type 型号	Dimension(mm) 基本尺寸							Applicable Inserts 使用的刀片	Shim 刀垫	Wrench 扳手	Clamp 压板	Clamp screw 压板螺丝	screw 螺钉	
	Stock 库存		a	b	L	h	s							e
	R	L												
DSSNR/L 2020K12			20	20	125	20	25	36	SN □ 1204□	MS 1204	S3,S4	DCL 2612	DM 0625	DSP 0612
			25	25	150	25	30	35						
3232P12			32	32	170	32	38	35						
2525M15			25	25	150	25	32	40						
3232P15			32	32	170	32	40	40						
3232P19			32	32	170	32	45	48						
4040R19			40	40	200	40	43	48						

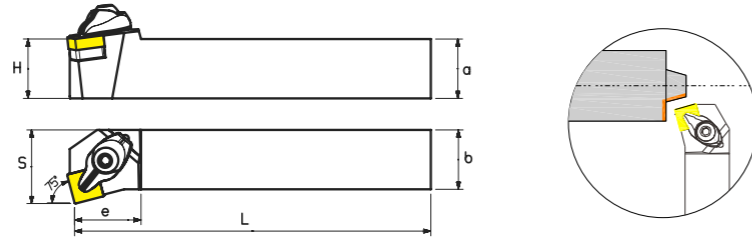
了解具体库存情况请致电厂家 详情请登陆网站www.hnsant.com

# 车削刀具 | TURNING TOOLS



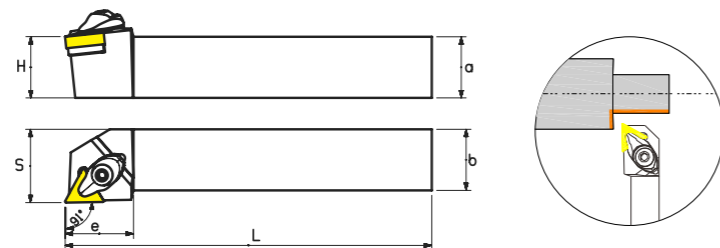
外圆车刀 External turning toolholders

## DSKNR/L



Type 型号	Dimension(mm) 基本尺寸							Applicable Inserts 使用的刀片	Shim 刀垫	Wrench 扳手	Clamp 压板	Clamp screw 压板螺丝	screw 螺钉	
	Stock 库存		a	b	L	h	s							e
	R	L												
DSKNR/L	2020K12		20	20	125	20	26	28	SN □□ 1204□□	MS 1204	S3,S4	DCL 2612	DM 0625	DSP 0612
	2525M12		25	25	150	25	36	28						
	3232P12		32	32	170	32	38	32						

## DTGNR/L



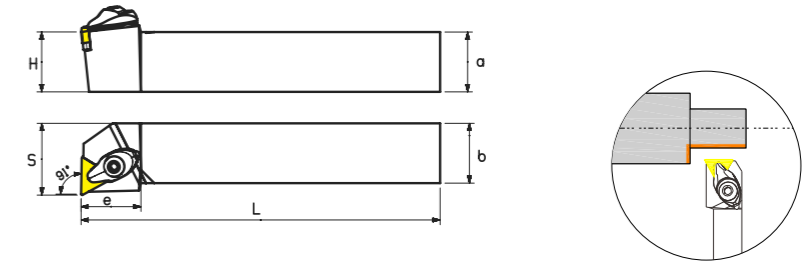
Type 型号	Dimension(mm) 基本尺寸							Applicable Inserts 使用的刀片	Shim 刀垫	Wrench 扳手	Clamp 压板	Clamp screw 压板螺丝	screw 螺钉	
	Stock 库存		a	b	L	h	s							e
	R	L												
DTGNR/L	2020K16		20	20	125	20	24	28	TN □□ 1604□□	MT 1603	S3	DCL 2211	DM 0520	DSP 0510
	2525M16		25	25	150	25	30	28						
	3225P16		32	25	170	32	30	28						
	3232P16		32	32	170	32	38	32						



# 车削刀具 | TURNING TOOLS

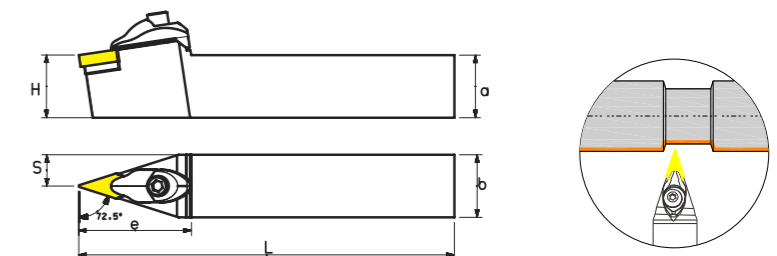
External turning toolholders 外圆车刀

## DTFNR/L



Type 型号	Dimension(mm) 基本尺寸							Applicable Inserts 使用的刀片	Shim 刀垫	Wrench 扳手	Clamp 压板	Clamp screw 压板螺丝	screw 螺钉	
	Stock 库存		a	b	L	h	s							e
	R	L												
DTFNR/L	2020K16	●	20	20	125	20	25	28	TN □□ 1604□□	MT 1603	S3	DCL 2211	DM 0520	DSP 0510
	2525M16	●	25	25	150	25	30	26						
	3225P16	●	32	25	170	32	30	26						
	3232P16	●	32	32	170	32	38	26						

## DVVNN



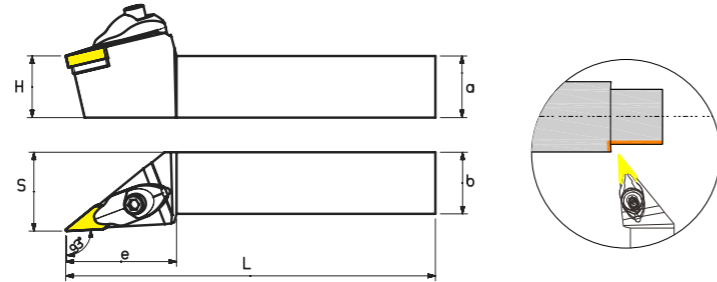
Type 型号	Dimension(mm) 基本尺寸							Applicable Inserts 使用的刀片	Shim 刀垫	Wrench 扳手	Clamp 压板	Clamp screw 压板螺丝	screw 螺钉	
	Stock 库存		a	b	L	h	s							e
	R	L												
DVVNN	2020K16		20	20	125	20	10	45	VN □□ 1604□□	MV 1603	S3	DCL 3113	M5X25 (内六角)	DSP 0510
	2525M16		25	25	150	25	12.5	45						
	3225P16		32	25	170	32	12.5	45						
	3232P16		32	32	170	32	16	45						

# 车削刀具 | TURNING TOOLS



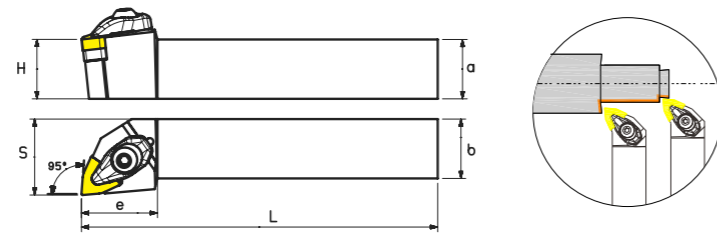
外圆车刀 External turning toolholders

## DVJNR/L



Type 型号	Dimension(mm) 基本尺寸							Applicable Inserts 使用的刀片	Shim 刀垫	Wrench 扳手	Clamp 压板	Clamp screw 压板螺丝	screw 螺钉	
	Stock 库存	a	b	L	h	s	e							
DVJNR/L	2020K16		20	20	125	20	26	45	VN □ 1604□	MV 1603	S3,S4	DCL 3113	M5X25 (内六角)	DSP 0510
	2525M16		25	25	150	25	32	45						
	3225P16		32	25	170	32	32	45						
	3232P16		32	32	170	32	40	45						

## DWLNR/L



Type 型号	Dimension(mm) 基本尺寸							Applicable Inserts 使用的刀片	Shim 刀垫	Wrench 扳手	Clamp 压板	Clamp screw 压板螺丝	screw 螺钉	
	Stock 库存	a	b	L	h	s	e							
DWLNR/L	2020K08		20	20	125	20	25	32	WN □ 0804□	MW 0804	S4 S3	DCL 2612	DM 0625	DSP 0612
	2525M08		25	25	150	25	32	31						
	3225P08		32	25	170	32	32	31						
	3232P08		32	32	170	32	39	31						
2020K06		20	20	125	20	25	25	WN □ 0603□	MW 0603	S3	DCL 2211	DM 0520	DSP 0510	
	2525M06		25	25	150	25	30							25

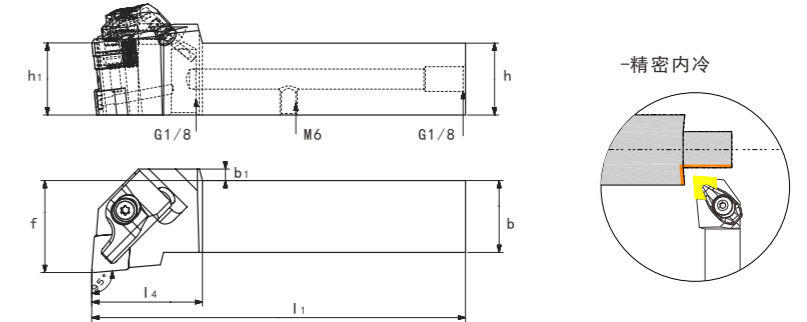
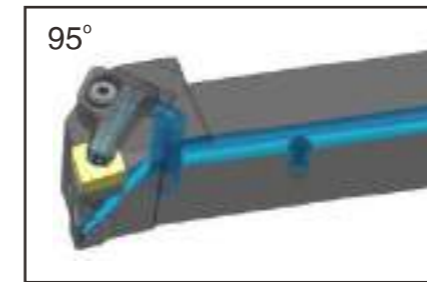
了解具体库存情况请致电厂家 详情请登陆网站www.hnsant.com

# 车削刀具 | TURNING TOOLS



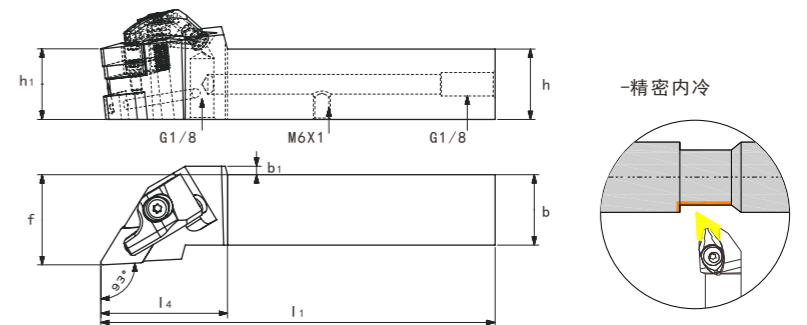
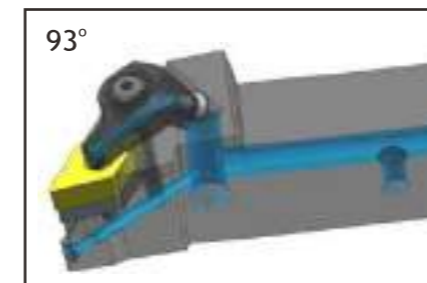
外圆车刀 External turning toolholders 高压内冷外圆车刀

## DCLNR/L-P



Type 型号	Dimension(mm) 基本尺寸							Applicable Inserts 使用的刀片	Shim 刀垫	Clamp 压板	Clamp screw 压板螺丝	screw 刀垫螺钉	弹簧	Wrench 扳手	螺纹塞
	h=h1	b	b1	f	L1	L4									
DCLNR/L	2020X12-P	20	20	10	25	115	38.5	CN □ 1204□	DC12476	PK265R/L	5412-M521	L60 M4X10	φ7	T15	G1/8
	2525X12-P	25	25	4	32	130	38.5								
	2525X16-P	25	25	12	32	135	43.5								
	3232X16-P	32	32	6	40	147	43.5								

## DDJNR/L-P



Type 型号	Dimension(mm) 基本尺寸							Applicable Inserts 使用的刀片	Shim 刀垫	Clamp 压板	Clamp screw 压板螺丝	screw 刀垫螺钉	弹簧	Wrench 扳手	螺纹塞
	h=h1	b	b1	f	L1	L4									
DDJNR/L	2020X15-P	20	20	7	25	125	45	DN □ 1506□	DD15476	PK265R/L	5412-M521	L60 M4X10	φ7	T15	G1/8
	2525X15-P	25	25	3	32	140	45								


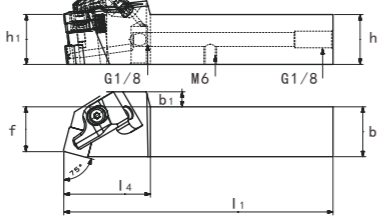
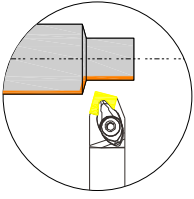
了解具体库存情况请致电厂家 详情请登陆网站www.hnsant.com

# 车削刀具 | TURNING TOOLS




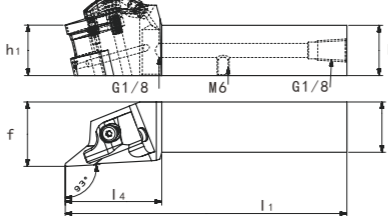
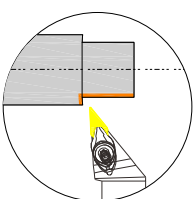
高压内冷外圆车刀 External turning toolholders

## DSBNR/L-P


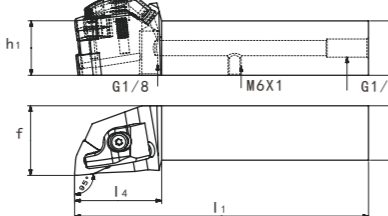
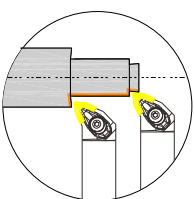
Type 型号	Dimension(mm) 基本尺寸						Applicable Inserts 使用的刀片	Shim 刀垫	Clamp 压板	Clamp screw 压板螺丝	screw 刀垫螺钉	弹簧	Wrench 扳手	螺纹塞
	h=h1	b	b1	f	L1	L4								
DSBNR/L 2525X12-P	25	25	7	22	135	43.5	SN 00 120400	DS12476	PK265R/L	5412-M521	L60 M4X10	φ7	T15	G1/8

## DVJNR/L-P

Type 型号	Dimension(mm) 基本尺寸						Applicable Inserts 使用的刀片	Shim 刀垫	Clamp 压板	Clamp screw 压板螺丝	screw 刀垫螺钉	弹簧	Wrench 扳手	螺纹塞
	h=h1	b	b1	f	L1	L4								
DVJNR/L 2020X16-P	20	20	4	25	125	48.5	VN 00 160400	DV16320	PK261R/L	5412-M521	L60 M4X10	φ7	T15	G1/8
DVJNR/L 2525X16-P	25	25	0	32	140	48								

## DWLNRL-P

Type 型号	Dimension(mm) 基本尺寸						Applicable Inserts 使用的刀片	Shim 刀垫	Clamp 压板	Clamp screw 压板螺丝	刀垫螺钉	弹簧	Wrench 扳手	螺纹塞
	h=h1	b	b1	f	L1	L4								
DWLNRL/L 2020X08-P	20	20	0	25	120	40	WN 00 080400	DW08476	PK266R/L	5412-M521	L60 M4X10	φ7	T15	G1/8
DWLNRL/L 2525X08-P	25	25	0	32	135	40								


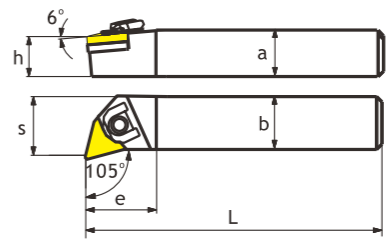
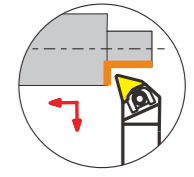
了解具体库存情况请致电厂家 详情请登陆网站www.hnsant.com



# 车削刀具 | TURNING TOOLS


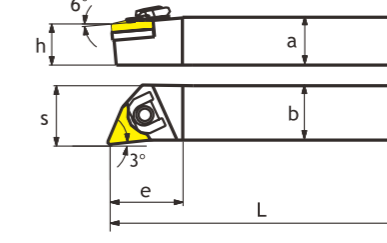
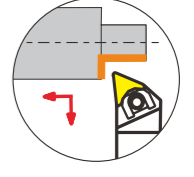
External turning toolholders 外圆车刀

## WTQNR/L

Type 型号	Dimension(mm) 基本尺寸							Applicable Inserts 使用的刀片	Clamping screw 螺钉	Shim 刀垫	Wrench 扳手	Clamp 压板	Clamping stud 中心柱	
	Stock 库存		a	b	L	h	s							e
	R	L												
WTQNR/L	2020K16		20	20	125	20	30	27	TN 00 160400	WM0525	MT 1603	S2.5 S4	WTL16	SZ 0515
	2525M16		25	25	150	25	35	27						
	3232P16		32	32	170	32	45	32						
	2525M22		25	25	150	25	38	36						
3232P22		32	32	170	32	45	36	TN 00 220400		MT 2204	S3,S4	WTL 22	SZ 0618	

## WTJNR/L

Type 型号	Dimension(mm) 基本尺寸							Applicable Inserts 使用的刀片	Clamping screw 螺钉	Shim 刀垫	Wrench 扳手	Clamp 压板	Clamping stud 中心柱	
	Stock 库存		a	b	L	h	s							e
	R	L												
WTJNR/L	1316H16		13	16	100	31	20	20	TN 00 160400	WM0525	MT 1603	S2.5 S4	WTL16	SZ 0515
	1616H16		16	16	100	31	22	32						
	2020K16		20	20	125	31	25	32						
	2525M16		25	25	150	31	32	32						
	3232P16		32	32	170	31	39	36						
	2525M22		25	25	150	25	32	38						
3232P22		32	32	170	32	39	38	TN 00 220400		MT 2204	S3,S4	WTL 22	SZ 0618	

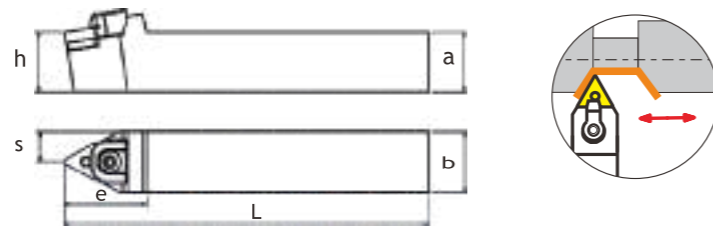
了解具体库存情况请致电厂家 详情请登陆网站www.hnsant.com

# 车削刀具 | TURNING TOOLS



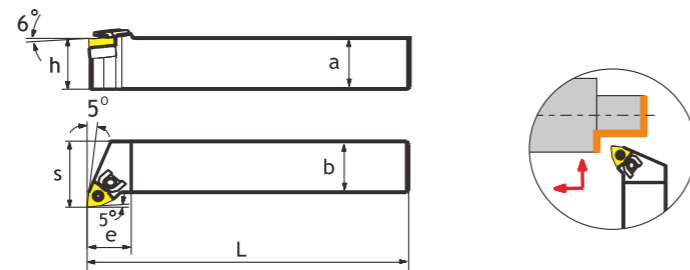
外圆车刀 External turning toolholders

## WTENN



Type 型号	Dimension(mm) 基本尺寸							Applicable Inserts 使用的刀片	Clamping screw 螺钉	Shim 刀垫	Wrench 扳手	Clamp 压板	Clamping stud 中心柱	
	Stock 库存		a	b	L	h	s							e
	R	L												
WTENN	2020K16		20	20	125	20	10	34	TN□□ 1604□□	WM0525	MT 1603	S2.5 S4	WTL16	SZ 0515
	2525M16		25	25	150	25	12.5	33						
	3232P16		32	32	170	32	16	33						
	2525M22		25	25	150	25	12.5	33						
	3232P22		32	32	170	32	16	33						

## WWLNR/L



Type 型号	Dimension(mm) 基本尺寸							Applicable Inserts 使用的刀片	Clamping screw 螺钉	Shim 刀垫	Wrench 扳手	Clamp 压板	Clamping stud 中心柱	
	Stock 库存		a	b	L	h	s							e
	R	L												
WWLNR/L	2020K08		20	20	125	25	27	32	WN□□ 0804□□	WM0525	MW 0804	S3 S4	WWL08	SZ 0618
	2525M08		25	25	150	32	32	32						
	3232P08		32	32	170	40	38	32						

★ 电话查询库存

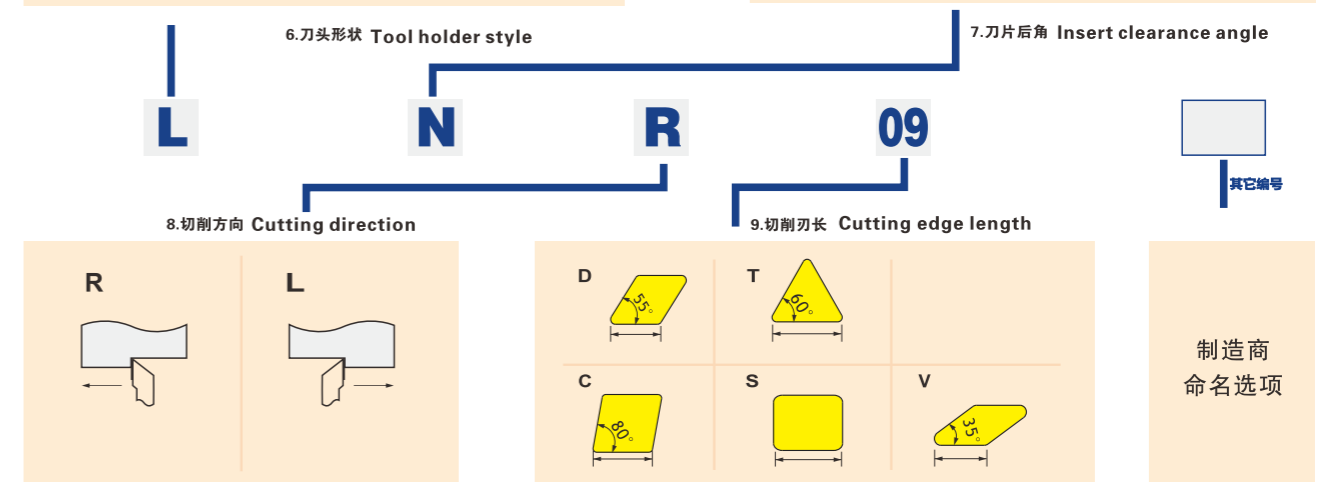
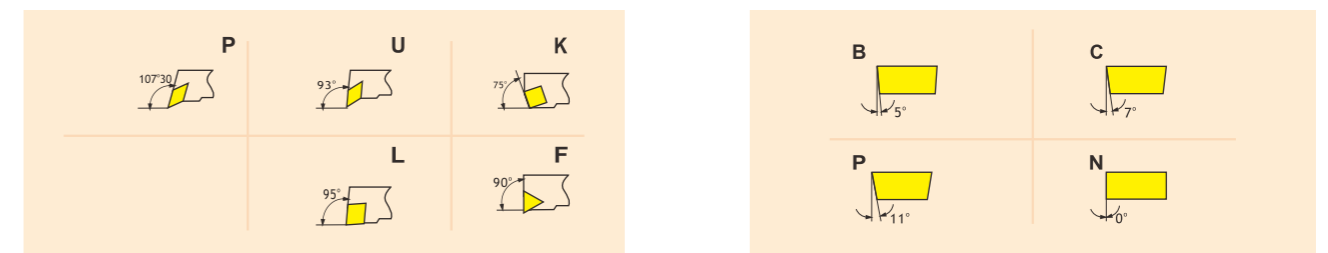
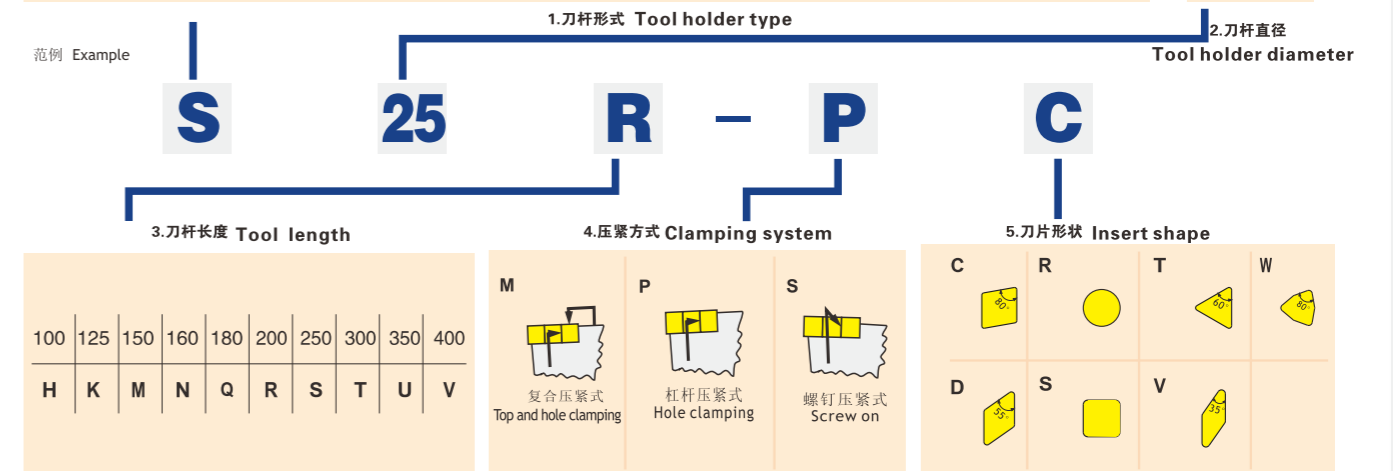
了解具体库存情况请致电厂家 详情请登陆网站www.hnsant.com

# 车削刀具 | TURNING TOOLS



Internal turning toolholders 内孔车刀

记号 Symbol	A	E	C	S	X
刀杆类型 Type of shank	钢杆+油冷却孔 Steel Shank+ Oil Cooling Hole	硬质合金杆 +油冷却孔 Carbide Shank+ Oil Cooling Hole	硬质合金杆 Carbide Shank	钢杆 Steel Shank	使用特殊刀片 Special Insert Application



了解具体库存情况请致电厂家 详情请登陆网站www.hnsant.com

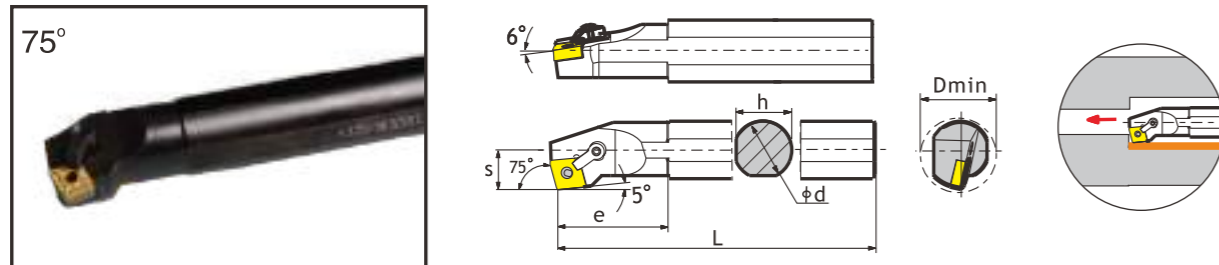


# 车削刀具 | TURNING TOOLS



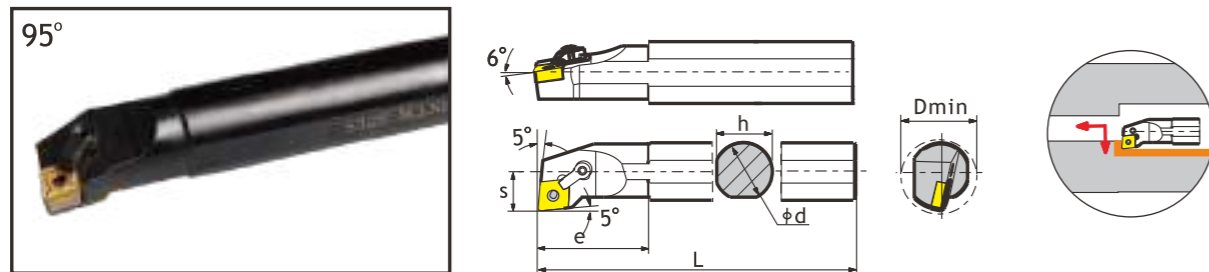
内孔车刀 Internal turning toolholders

## MCKNR/L



Type 型号	Dimension(mm) 基本尺寸							Applicable Inserts 使用的刀片	Shim 刀垫	Clamping stud 销钉	Clamp 压板	Clamping screw 双头螺钉	Wrench 扳手	
	Stock 库存		Dmin	phi d	h	L	s							e
	R	L												
S20Q-MCKNR/L12			26	20	18	180	14	35	CN □ 1204 □	X	MSP 613	MCL1810	WS 061020	S2.5,S3
S25R-MCKNR/L12			32	25	23	200	16.5	35						
S32S-MCKNR/L12			40	32	30	250	22	50		MC 1204	MSP617	MCL1814	WS 061025	S3
S40T-MCKNR/L12			50	40	38	300	26	55						
S50U-MCKNR/L12			60	50	48	350	30	60						

## MCLNR/L



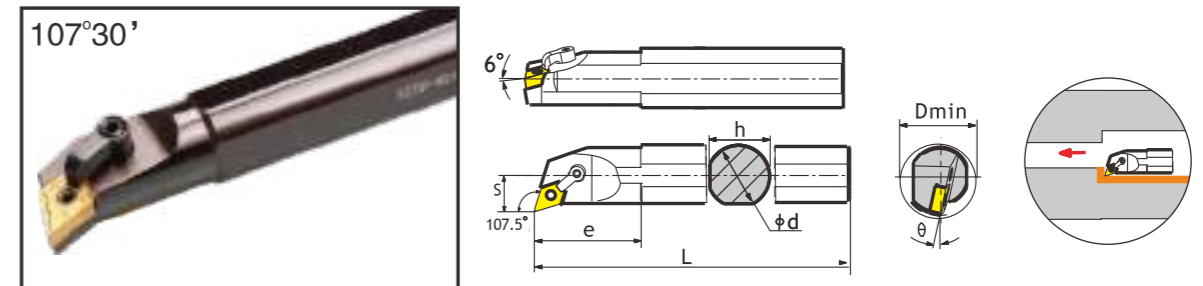
Type 型号	Dimension(mm) 基本尺寸							Applicable Inserts 使用的刀片	Shim 刀垫	Clamping stud 销钉	Clamp 压板	Clamping screw 双头螺钉	Wrench 扳手	
	Stock 库存		Dmin	phi d	h	L	s							e
	R	L												
S20Q-MCLNR/L12			26	20	18	180	13	40	CN □ 1204 □	X	MSP 613	MCL1810	WS 061020	S2.5,S3
S25R-MCLNR/L12			32	25	23	200	16	40						
S32S-MCLNR/L12			40	32	30	250	20	50		MC 1204	MSP617	MCL1814	WS 061025	S3
S40T-MCLNR/L12			50	40	37	300	26	55						
S50U-MCLNR/L12			60	50	46	350	31	70						



# 车削刀具 | TURNING TOOLS

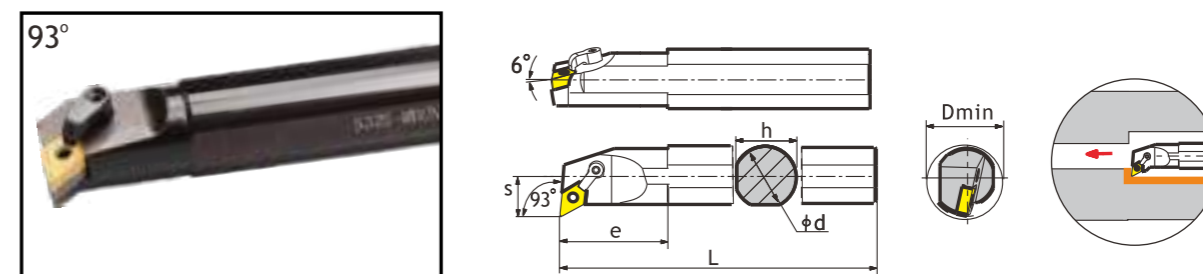
Internal turning toolholders 内孔车刀

## MDQNR/L



Type 型号	Dimension(mm) 基本尺寸							Applicable Inserts 使用的刀片	Shim 刀垫	Clamping stud 销钉	Clamp 压板	Clamping screw 双头螺钉	Wrench 扳手	
	Stock 库存		Dmin	phi d	h	L	s							e
	R	L												
S20Q-MDQNR/L1504			26	20	18	180	13	40	DN □ 1504 □	X	MSP613	MCL1810	WS 061020	S2.5,S3
S25R-MDQNR/L1504			32	25	23	200	17	45						
S32S-MDQNR/L1504			40	32	30	250	20	55		MD1504	MSP617	MCL2114	WS061025	S3
S40T-MDQNR/L1504			50	40	38	300	24	55						
S32S-MDQNR/L1506			40	32	30	250	20	55						
S40T-MDQNR/L1506			50	40	38	300	24	55	DN □ 1506 □	MSP619				

## MDUNR/L



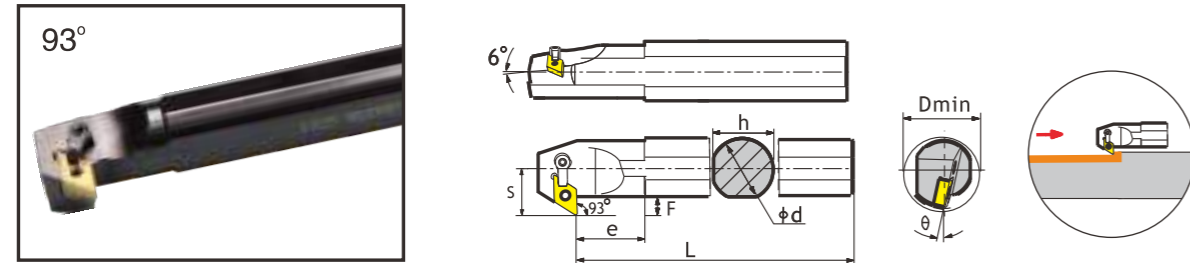
Type 型号	Dimension(mm) 基本尺寸							Applicable Inserts 使用的刀片	Shim 刀垫	Clamping stud 销钉	Clamp 压板	Clamping screw 双头螺钉	Wrench 扳手	
	Stock 库存		Dmin	phi d	h	L	s							e
	R	L												
S20Q-MDUNR/L1504			28	20	18	180	17	40	DN □ 1504 □	X	MSP613	MCL1810	WS 061020	S2.5,S3
S25R-MDUNR/L1504			32	25	24	200	19	40						
S32S-MDUNR/L1504			40	32	30	250	22	45		MD1504	MSP617	MCL1814	WS 061025	S3
S40T-MDUNR/L1504			50	40	37	300	26	55						
S32S-MDUNR/L1506			40	32	30	250	22	45						
S40T-MDUNR/L1506			50	40	37	300	26	55	DN □ 1506 □	MSP619				

# 车削刀具 | TURNING TOOLS



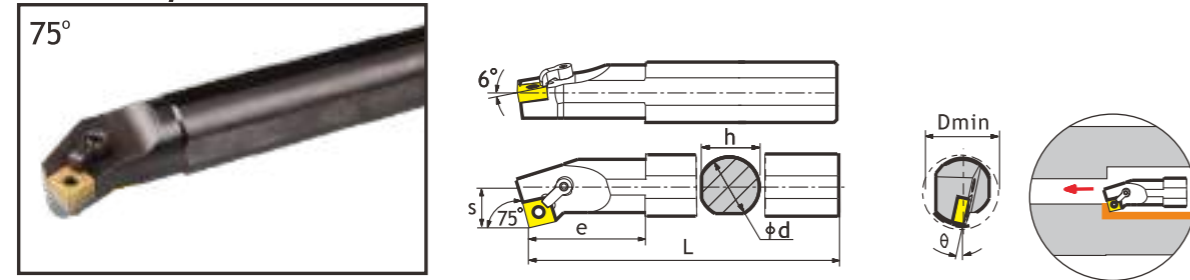
内孔车刀 Internal turning toolholders

## MDZNR/L



Type 型号	Dimension(mm) 基本尺寸								Applicable Inserts 使用的刀片	Shim 刀垫	Clamping stud 销钉	Clamp 压板	Clamping screw 双头螺钉	Wrench 扳手		
	Stock 库存	R	L	Dmin	φd	h	L	s							e	F
S25R-MDZNR/L1504				36	25	23	200	22	35	11	DN□□ 1504□□	X	MSP613	MCL1814	WS061025	S2.5,S3
S32S-MDZNR/L1504				43	32	30	250	26	40	12						
S40T-MDZNR/L1504				50	40	37	300	29	50	11.5						
S32S-MDZNR/L1506				43	32	30	250	26	40	12						
S40T-MDZNR/L1506				50	40	37	300	29	50	11.5						
											MD1504	MSP617	MCL1814	WS061025	S3	
											MSP619					

## MSKNR/L



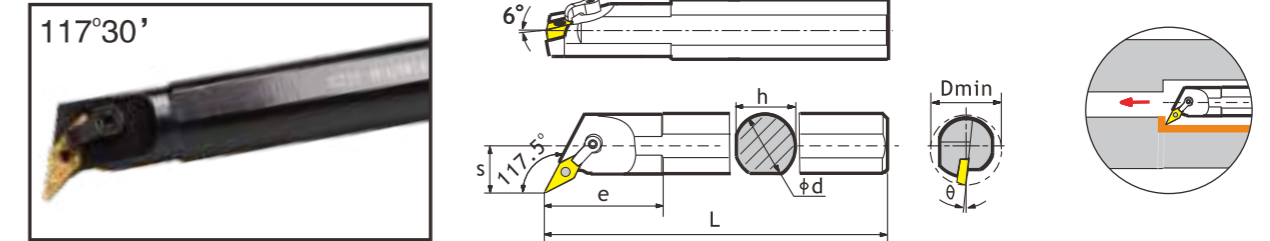
Type 型号	Dimension(mm) 基本尺寸								Applicable Inserts 使用的刀片	Shim 刀垫	Clamping stud 销钉	Clamp 压板	Clamping screw 双头螺钉	Wrench 扳手		
	Stock 库存	R	L	Dmin	φd	h	L	s							e	F
S20Q-MSKNR/L12				26	20	18	180	13	15°	31	SN□□ 1204□□	X	MSP613	MCL1810	WS061020	S2.5,S3
S25R-MSKNR/L12				32	25	23	200	17	12°	35						
S32S-MSKNR/L12				40	32	30	250	22	17°	40						
S40T-MSKNR/L12				50	40	37	300	27	15°	50						



# 车削刀具 | TURNING TOOLS

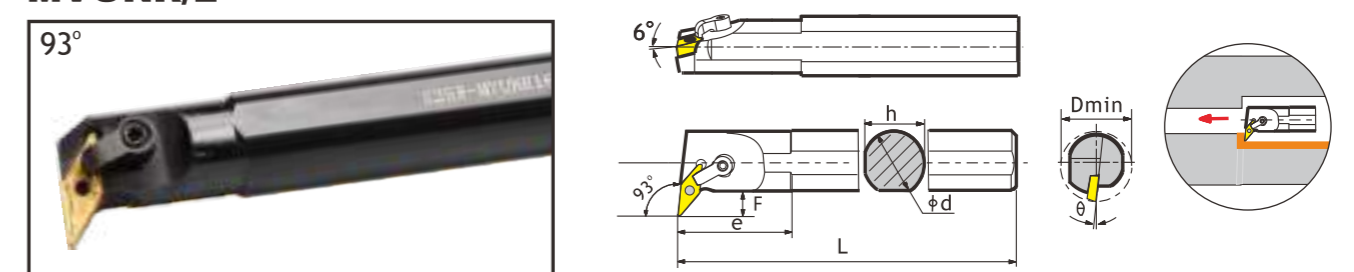
内孔车刀 Internal turning toolholders

## MVQNR/L



Type 型号	Dimension(mm) 基本尺寸								Applicable Inserts 使用的刀片	Shim 刀垫	Clamping stud 销钉	Clamp 压板	Clamping screw 双头螺钉	Wrench 扳手		
	Stock 库存	R	L	Dmin	φd	h	L	s							e	F
S25R-MVQNR/L16				32	25	23	200	17	12°	40	VN□□ 1604□□	X	MSP510	MCL1814	WS061025	S2,S3
S32S-MVQNR/L16				42	32	30	250	22	17°	40						
S40T-MVQNR/L16				50	40	37	300	27	15°	50						
											MV 1603	MSP513	MCL2414			

## MVUNR/L



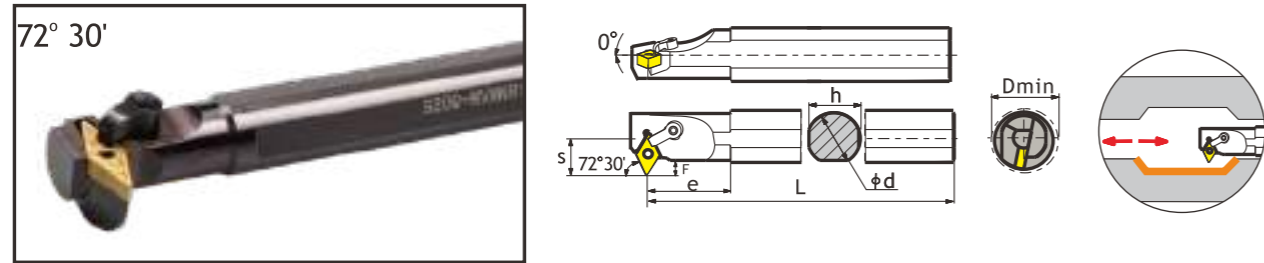
Type 型号	Dimension(mm) 基本尺寸								Applicable Inserts 使用的刀片	Shim 刀垫	Clamping stud 销钉	Clamp 压板	Clamping screw 双头螺钉	Wrench 扳手		
	Stock 库存	R	L	Dmin	φd	h	L	s							e	F
S25R-MVUNR/L16				36	25	23	200	20	40	8	VN□□ 1604□□	X	MSP510	MCL1814	WS061025	S2,S3
S32S-MVUNR/L16				42	32	30	250	23	40	8						
S40T-MVUNR/L16				50	40	37	300	27	55	10						
											MV 1603	MSP513				

# 车削刀具 | TURNING TOOLS



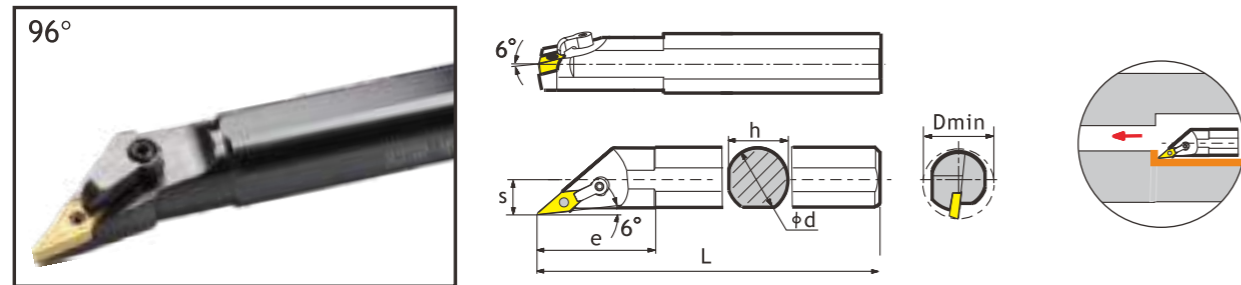
内孔车刀 Internal turning toolholders

## MVWNR/L



Type 型号	Dimension(mm) 基本尺寸							Applicable Inserts 使用的刀片	Shim 刀垫	Clamping stud 销钉	Clamp 压板	Clamping screw 双头螺钉	Wrench 扳手		
	Stock 库存		Dmin	φd	h	L	s							e	F
	R	L													
S25R-MVWNR/L16			36	25	23	200	22	35	10	VN□□ 1604□□	X	MSP510	MCL1814	WS061025	S2,S3
S32S-MVWNR/L16			48	32	30	250	25	40	10		MV 1603	MSP513			
S40T-MVWNR/L16			56	40	37	300	29	45	11						

## MVXNR/L



Type 型号	Dimension(mm) 基本尺寸							Applicable Inserts 使用的刀片	Shim 刀垫	Clamping stud 销钉	Clamp 压板	Clamping screw 双头螺钉	Wrench 扳手	
	Stock 库存		Dmin	φd	h	L	s							e
	R	L												
S25R-MVXNR/L16			32	25	23	200	17	55	VN□□ 1604□□	X	MSP510	MCL2414	WS061025	S2,S3
S32S-MVXNR/L16			42	32	30	250	21	60		MV 1603	MSP513			
S40T-MVXNR/L16			50	40	38	300	25	68						

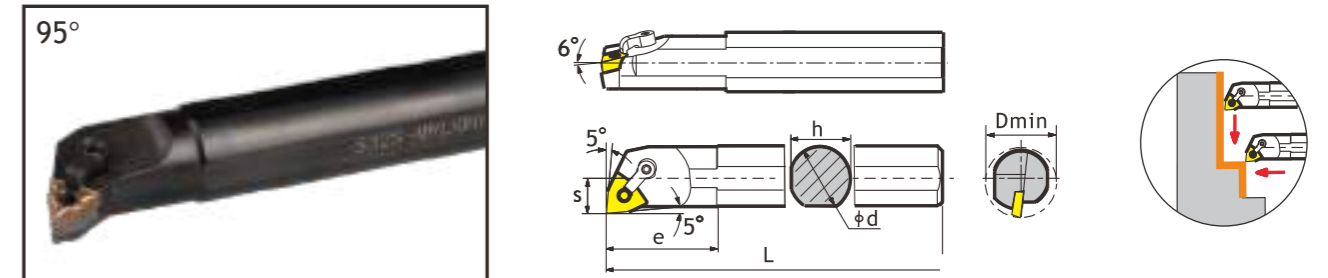
了解具体库存情况请致电厂家 详情请登陆网站www.hnsant.com



# 车削刀具 | TURNING TOOLS

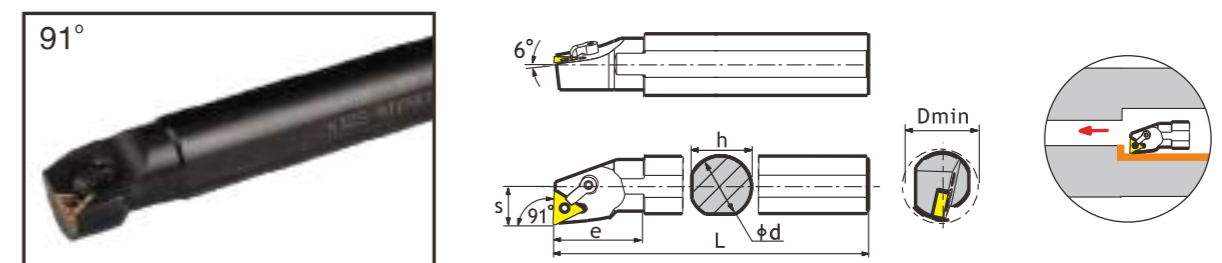
内孔车刀 Internal turning toolholders

## MWLNR/L



Type 型号	Dimension(mm) 基本尺寸							Applicable Inserts 使用的刀片	Shim 刀垫	Clamping stud 销钉	Clamp 压板	Clamping screw 双头螺钉	Wrench 扳手	
	Stock 库存		Dmin	φd	h	L	s							e
	R	L												
S20Q-MWLNR/L08			25	20	18	180	14.5	36	WN□□ 0804□□	X	MSP613	MCL1810	WS061020	S2.5,S3
S25R-MWLNR/L08			32	25	23	200	17	40		MW 0804	MSP617	MCL1814	WS061025	S3
S32S-MWLNR/L08			41	32	30	250	22	50						
S40T-MWLNR/L08			50	40	37	300	27	55						

## MTFNR/L



Type 型号	Dimension(mm) 基本尺寸							Applicable Inserts 使用的刀片	Shim 刀垫	Clamping stud 销钉	Clamp 压板	Clamping screw 双头螺钉	Wrench 扳手			
	Stock 库存		Dmin	φd	h	L	s							e		
	R	L														
S20Q-MTFNR/L16			25	20	18	180	13	35	TN□□ 1604□□	X	MSP510	MCL1810	WS061020	S2,S3		
S25R-MTFNR/L16			32	25	23	200	16	40							MT 1603	MSP513
S32S-MTFNR/L16			40	32	30	250	20	45								
S40T-MTFNR/L16			50	40	37	300	25	50								

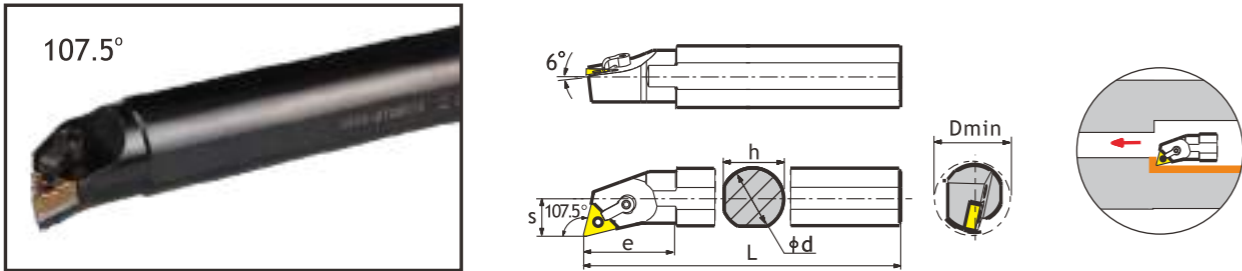
了解具体库存情况请致电厂家 详情请登陆网站www.hnsant.com

# 车削刀具 | TURNING TOOLS



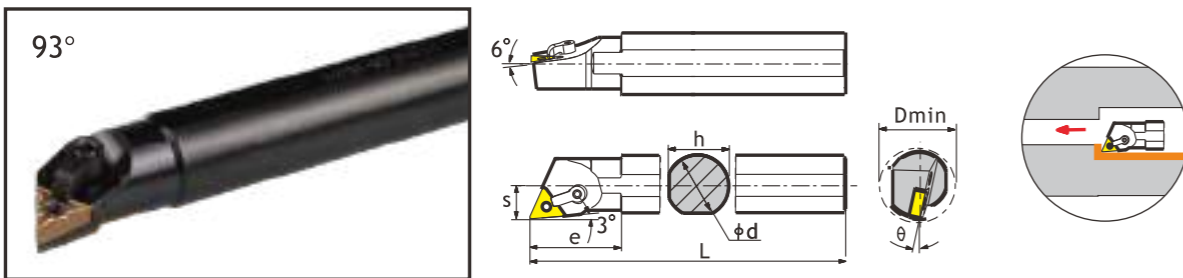
内孔车刀 Internal turning toolholders

## MTQNR/L



Type 型号	Dimension(mm) 基本尺寸							Applicable Inserts 使用的刀片	Shim 刀垫	Clamping stud 销钉	Clamp 压板	Clamping screw 双头螺钉	Wrench 扳手	
	Stock 库存		Dmin	φd	h	L	s							e
	R	L												
S20Q-MTQNR/L16			25	20	18	180	14	35	TN□□ 1604□□	X	MSP510	MCL1810	WS061020	S2,S3
S25R-MTQNR/L16			32	25	23	200	18	35						
S32S-MTQNR/L16			40	32	30	250	21	40		MT 1603	MSP513	MCL1814	WS061025	
S40T-MTQNR/L16			50	40	37	300	25	50						

## MTJNR/L



Type 型号	Dimension(mm) 基本尺寸							Applicable Inserts 使用的刀片	Shim 刀垫	Clamping stud 销钉	Clamp 压板	Clamping screw 双头螺钉	Wrench 扳手	
	Stock 库存		Dmin	φd	h	L	s							e
	R	L												
S25R-MTJNR/L16			32	25	23	200	15	40	TN□□ 1604□□	X	MSP510			S2,S3
S32S-MTJNR/L16			40	32	30	250	18	45						
S40T-MTJNR/L16			50	40	37	300	24	55		MT 1603	MSP513	MCL1814	WS061025	

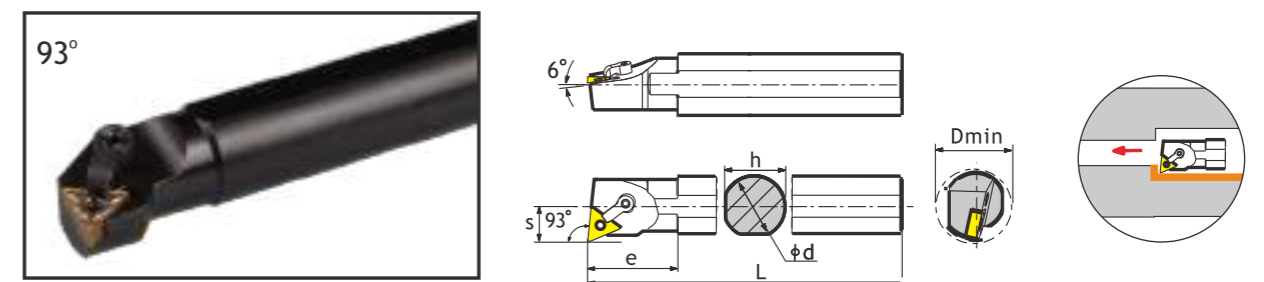
了解具体库存情况请致电厂家 详情请登陆网站www.hnsant.com

# 车削刀具 | TURNING TOOLS



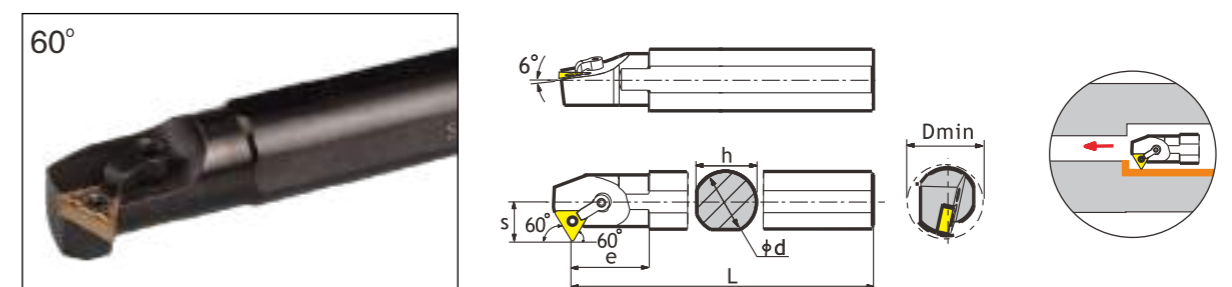
内孔车刀 Internal turning toolholders

## MTUNR/L



Type 型号	Dimension(mm) 基本尺寸							Applicable Inserts 使用的刀片	Shim 刀垫	Clamping stud 销钉	Clamp 压板	Clamping screw 双头螺钉	Wrench 扳手	
	Stock 库存		Dmin	φd	h	L	s							e
	R	L												
S20Q-MTUNR/L16			25	20	18	180	13	31	TN□□ 1604□□	X	MSP510	MCL1810	WS061020	S2,S3
S25R-MTUNR/L16			32	25	23	200	17	35						
S32S-MTUNR/L16			40	32	30	250	22	40		MT 1603	MSP513	MCL1814	WS061025	
S40T-MTUNR/L16			50	40	37	300	23	50						

## MTWNR/L



Type 型号	Dimension(mm) 基本尺寸							Applicable Inserts 使用的刀片	Shim 刀垫	Clamping stud 销钉	Clamp 压板	Clamping screw 双头螺钉	Wrench 扳手	
	Stock 库存		Dmin	φd	h	L	s							e
	R	L												
S20Q-MTWNR/L16			27	20	18	180	15	31	TN□□ 1604□□	X	MSP510	MCL1810	WS061020	S2,S3
S25R-MTWNR/L16			32	25	23	200	17	35						
S32S-MTWNR/L16			40	32	30	250	22	42		MT 1603	MSP513	MCL1814	WS061025	
S40T-MTWNR/L16			50	40	38	300	27	50						

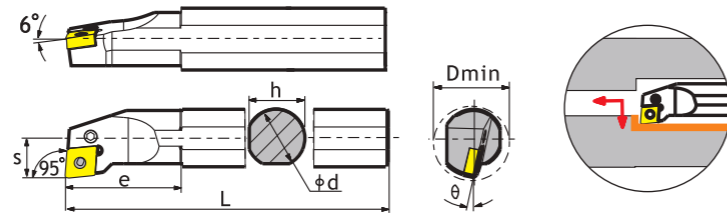
了解具体库存情况请致电厂家 详情请登陆网站www.hnsant.com

# 车削刀具 | TURNING TOOLS



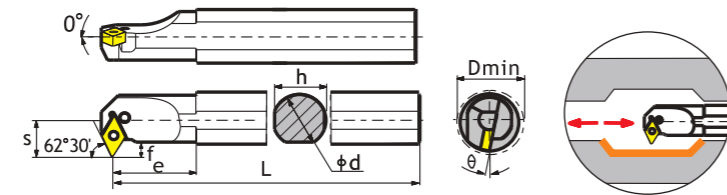
内孔车刀 Internal turning toolholders

## PCLNR/L



Type 型号	Dimension(mm) 基本尺寸								Applicable Inserts 使用的刀片	Screw 螺钉	Wrench 扳手	Lever 杠杆	Shim 刀垫	Shim pin 垫档	
	Stock 库存		Dmin	φd	h	L	s	e							
	R	L													
S16Q-PCLNR/L09			20	16	15	180	10	-12°	30	CN□ 0903□	VHX0509	S2	LV3C	-	-
S20Q-PCLNR/L09			25	20	18	180	12	-11°	30						
S25R-PCLNR/L09			32	25	23	200	15	-10°	35						
S20Q-PCLNR/L12			25	20	18	180	13	-11°	35						
S25R-PCLNR/L12			32	25	23	200	15	12°	40						
S32S-PCLNR/L12			44	32	30	250	22	-10°	50						
S40T-PCLNR/L12			54	40	37	300	24	-10°	55						
S50U-PCLNR/L12			63	50	47	350	27	-10°	58						
S50U-PCLNR/L19			63	50	47	350	32	-10°	70						
											VHX0821	S3	LV4	PC12318	SP4
											VHX1027	S4	LV6	PC19476	SP6

## PDSNR/L



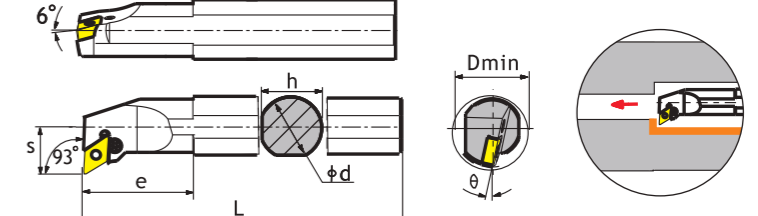
Type 型号	Dimension(mm) 基本尺寸									Applicable Inserts 使用的刀片	Screw 螺钉	Wrench 扳手	Lever 杠杆	Shim 刀垫	Shim pin 垫档
	Stock 库存		Dmin	φd	h	L	s	e	f						
	R	L													
S32S-PDSNR/L15			40	32	30	250	23.5	45	9	DN□ 1506□	VHX0821	S3	LV4B	PD15318	SP4
S40T-PDSNR/L15			50	40	37	300	28.5	43	11						
S32S-PDSNR/L15-3			40	32	30	250	23.5	45	9						
S40T-PDSNR/L15-3			50	40	37	300	28.5	43	11						



# 车削刀具 | TURNING TOOLS

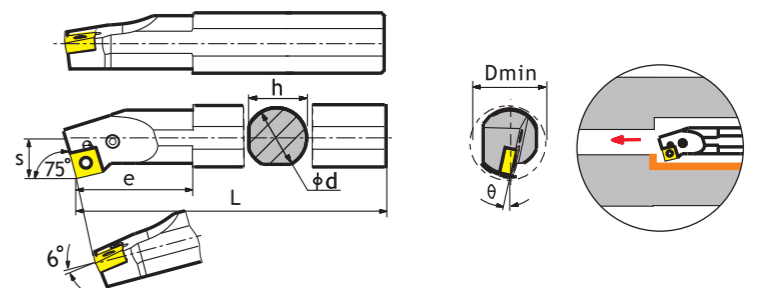
Internal turning toolholders 内孔车刀

## PDUNR/L



Type 型号	Dimension(mm) 基本尺寸								Applicable Inserts 使用的刀片	Screw 螺钉	Wrench 扳手	Lever 杠杆	Shim 刀垫	Shim pin 垫档	
	Stock 库存		Dmin	φd	h	L	s	e							
	R	L													
S20Q-PDUNR/L 11			25	20	18	180	13	-16°	30	DN□ 1104□	VHX0512	S2	LV3D	-	-
S25R-PDUNR/L 11			32	25	23	200	17	-13°	35						
S32S-PDUNR/L 11			40	32	30	250	22	-16°	40	DN□ 1506□	VHX0821	S3	LV4B	PD15318	SP4
S32S-PDUNR/L 15			40	32	30	250	22	-16°	50						
S40T-PDUNR/L 15			50	40	37	300	27	-11°	50						
S32S-PDUNR/L 15-3			40	32	30	250	22	-16°	50	DN□ 1504□	VHX0821	S3	LV4	PD15318	SP4
S40T-PDUNR/L 15-3			50	40	37	300	27	-11°	50						

## PSKNR/L



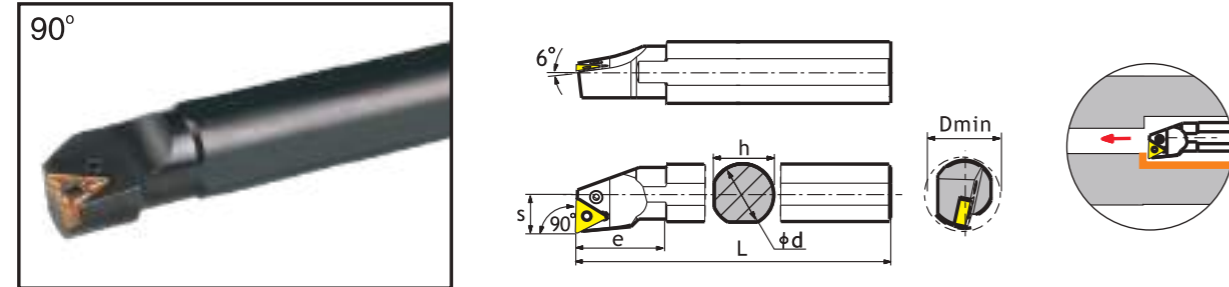
Type 型号	Dimension(mm) 基本尺寸								Applicable Inserts 使用的刀片	Screw 螺钉	Wrench 扳手	Lever 杠杆	Shim 刀垫	Shim pin 垫档	
	Stock 库存		Dmin	φd	h	L	s	e							
	R	L													
S25R-PSKNR/L 12			32	25	23	200	17	-12°	42	SN□ 1204□	VHX0613	S2.5	LV4A	-	-
S32S-PSKNR/L 12			44	32	30	250	22	-10°	45						
S40T-PSKNR/L 12			54	40	37	300	27	-10°	50		VHX0821	S3	LV4	PS12318	SP4

# 车削刀具 | TURNING TOOLS



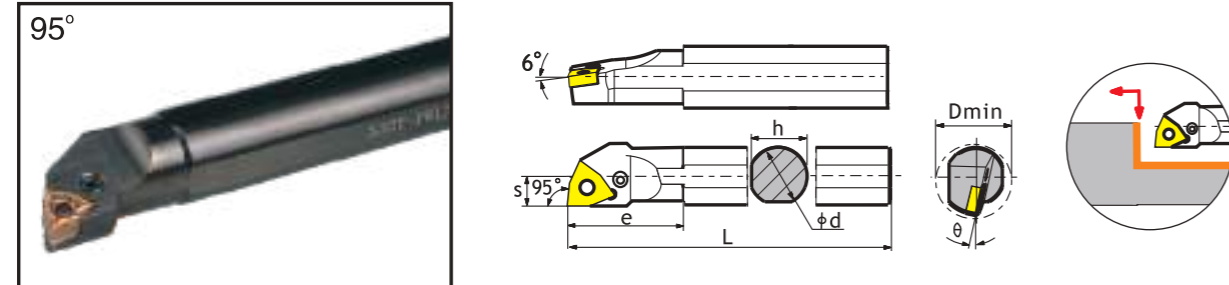
内孔车刀 Internal turning toolholders

## PTFNR/L



Type 型号	Dimension(mm) 基本尺寸								Applicable Inserts 使用的刀片	Screw 螺钉	Wrench 扳手	Lever 杠杆	Shim 刀垫	Shim pin 垫档
	Stock 库存		Dmin	phi d	h	L	s	e						
	R	L												
S16Q-PTFNR/L 11			20	16	15	180	11	28	TN□□ 1103□□	VHX0509	S2	LV2	-	-
S20Q-PTFNR/L 11			25	20	18	180	13	31						
S25R-PTFNR/L 11			32	25	23	200	17	35						
S25R-PTFNR/L 16			32	25	23	200	17	42	TN□□ 1604□□	VHX0512	S2	LV3B	-	-
S32S-PTFNR/L 16			44	32	30	250	22	50		VHX0613	S2.5	LV3	PT16476	SP3
S40T-PTFNR/L 16			54	40	37	300	27	55						

## PWLNR/L



Type 型号	Dimension(mm) 基本尺寸								Applicable Inserts 使用的刀片	Screw 螺钉	Wrench 扳手	Lever 杠杆	Shim 刀垫	Shim pin 垫档	
	Stock 库存		Dmin	phi d	h	L	s	e							
	R	L													
S16Q-PWLNR/L06			20	16	15	180	11	-13°	25	WN□□ 0604□□	VHX0512	S2	LV3B	-	-
S20Q-PWLNR/L06			25	20	18	180	13	-13°	32						
S25R-PWLNR/L06			32	25	23	200	17	-13°	35						
S20Q-PWLNR/L08			25	20	18	180	13	-13°	32	WN□□ 0804□□	VHX0613	S2.5	LV4A	-	-
S25R-PWLNR/L08			32	25	23	200	17	-13°	45		VHX0821	S3	LV4	PW 08318	SP 4
S32S-PWLNR/L08			40	32	30	250	22	-13°	50						
S40T-PWLNR/L08			50	40	42	300	30	-13°	55						

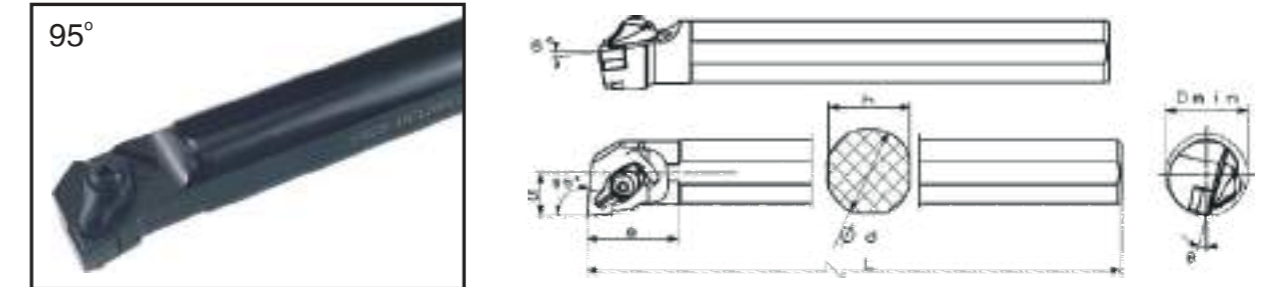
了解具体库存情况请致电厂家 详情请登陆网站www.hnsant.com



# 车削刀具 | TURNING TOOLS

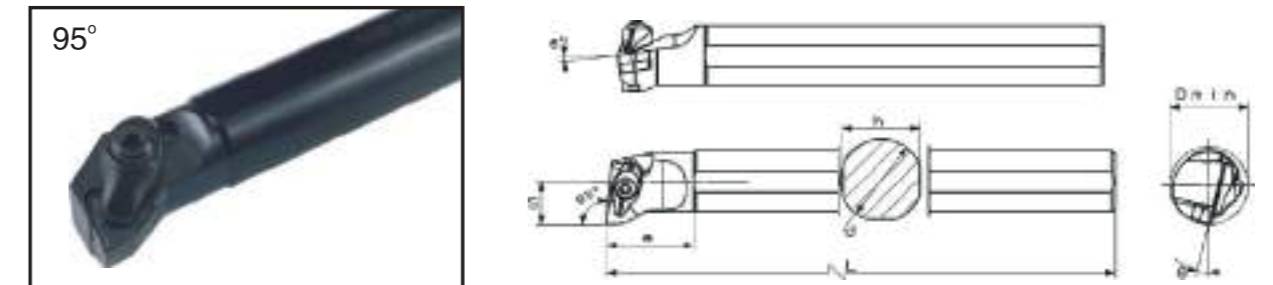
内孔车刀 Internal turning toolholders

## DCLNR/L



Type 型号	Dimension(mm) 基本尺寸								Applicable Inserts 使用的刀片	Shim 刀垫	Wrench 扳手	Clamp 压板	Clamp screw 压板螺丝	Screw 螺钉	
	Stock 库存		Dmin	phi d	h	L	s	e							
	R	L													
S25R-DCLNR/L 12-D			32	25	23	200	17	13	45	CN□□ 1204□□	MC1203	S3, T15	DML4	DM 0520	L60 M4*8.4
S32S-DCLNR/L 12			40	32	30	250	21	13	45		MC 1204	S4, S3	DCL2612	DM 0625	DSP 0612
S40T-DCLNR/L 12			50	40	37	300	25	12	50						
S50U-DCLNR/L 12			60	50	47	350	32	12	55						

## DWLNR/L



Type 型号	Dimension(mm) 基本尺寸								Applicable Inserts 使用的刀片	Shim 刀垫	Wrench 扳手	Clamp 压板	Clamp screw 压板螺丝	Screw 螺钉	
	Stock 库存		Dmin	phi d	h	L	s	e							
	R	L													
S25R-DWLNR/L 08-D			32	25	23	200	17	13	40	WN□□ 0804□□	MW 0803	S3, T15	DML4	DM 0520	L60 M4*8.4
S32S-DWLNR/L 08			40	32	30	250	22	13	45		MW 0804	S4, S3	DCL2612	DM 0625	DSP 0612
S40T-DWLNR/L 08			50	40	37	300	24	12	50						
S50U-DWLNR/L 08			60	50	47	350	29	12	55						

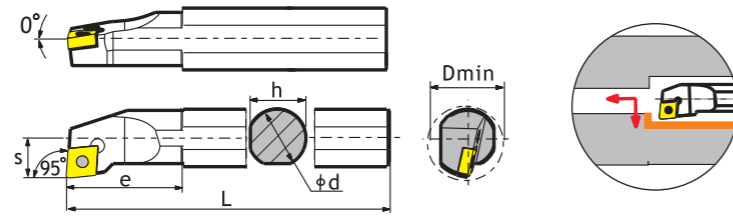
了解具体库存情况请致电厂家 详情请登陆网站www.hnsant.com

# 车削刀具 | TURNING TOOLS



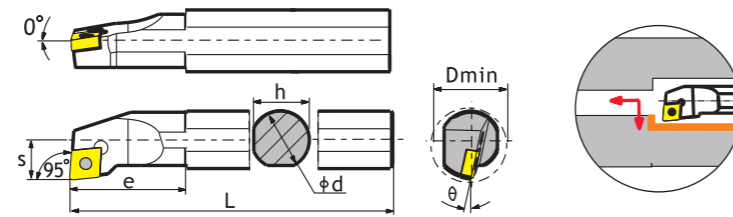
内孔车刀 Internal turning toolholders

## SCLCR/L



Type 型号	Dimension(mm) 基本尺寸							Applicable Inserts 使用的刀片	Screw 螺钉	Wrench 扳手	
	Stock 库存		Dmin	φd	h	L	s				e
	R	L									
S07K-SCLCR/L 06			9	7	6	125	4.6	15	CC <sub>0</sub> T 0602 <sub>00</sub>	L60M2.5X5	T08
S08K-SCLCR/L 06			10	8	7	125	4.5	14			
S10K-SCLCR/L 06			12	10	9	125	6	17			
S12M-SCLCR/L 06			16	12	11	150	7	17			
S12M-SCLCR/L 09			16	12	11	150	8	25	CC <sub>0</sub> T 09T3 <sub>00</sub>	L60M4X8	T15
S16Q-SCLCR/L 09			20	16	15	180	9	27			
S20Q-SCLCR/L 09			25	20	18	180	11	28			
S25R-SCLCR/L 09			32	25	23	200	14	35			
S25R-SCLCR/L 12			32	25	23	200	17	38	CC <sub>0</sub> T 1204 <sub>00</sub>	L60M5X12	T20
S32S-SCLCR/L 12			36	32	30	250	18	45			
S40T-SCLCR/L 12			50	40	37	300	27	60			

## SCLCR/L-H



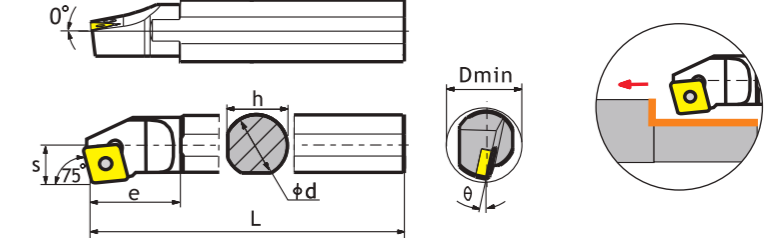
Type 型号	Dimension(mm) 基本尺寸								Applicable Inserts 使用的刀片	Screw 螺钉	Wrench 扳手	
	Stock 库存		Dmin	φd	h	L	s	θ°				e
	R	L										
S08K-SCLCR/L 06H09			9	8	7	125	4.3	-15°	15	CC <sub>0</sub> T 0602 <sub>00</sub>	L60M2.5X5	T08
S10K-SCLCR/L 06H11			11	10	9	125	5.5	-13°	16			
S12M-SCLCR/L 06H13			13	12	11	150	6.5	-10°	17			
S16Q-SCLCR/L 09H17			17	16	15	180	8.5	-12°	27			



# 车削刀具 | TURNING TOOLS

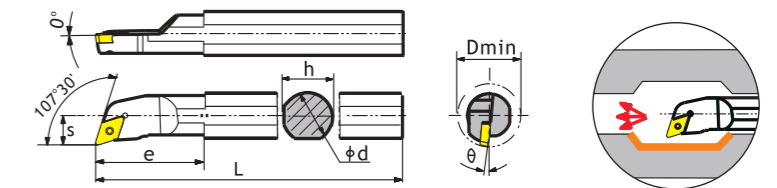
Internal turning toolholders 内孔车刀

## SCKCR/L



Type 型号	Dimension(mm) 基本尺寸								Applicable Inserts 使用的刀片	Screw 螺钉	Wrench 扳手	
	Stock 库存		Dmin	φd	h	L	s	θ°				e
	R	L										
S08K-SCKCR/L06			10	8	7.5	125	5.5	13°	15	CC <sub>0</sub> T 0602 <sub>00</sub>	L60M2.5X5	T08
S10K-SCKCR/L06			13	10	9	125	7	12°	15			
S12M-SCKCR/L06			16	12	11	150	8	10°	20			
S12M-SCKCR/L09			16	12	11	150	8	12°	20			
S16Q-SCKCR/L09			20	16	15	160	10	10°	25	CC <sub>0</sub> T 09T3 <sub>00</sub>	L60M4X8	T15
S20Q-SCKCR/L09			24	20	19	180	13	8°	30			
S25R-SCKCR/L09			31	25	24	200	16	8°	35			

## SDQCR/L



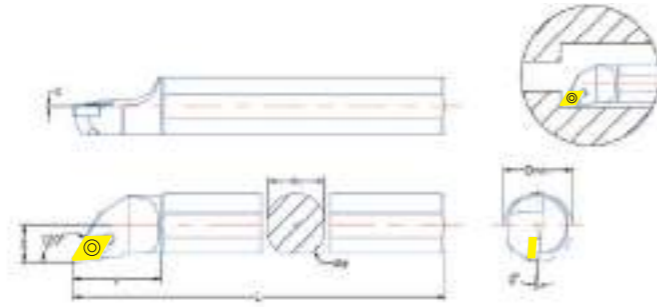
Type 型号	Dimension(mm) 基本尺寸								Applicable Inserts 使用的刀片	Screw 螺钉	Wrench 扳手	
	Stock 库存		Dmin	φd	h	L	s	θ°				e
	R	L										
S08K-SDQCR/L07			10	8	7	125	6	-8°	20	DC <sub>0</sub> T 0702 <sub>00</sub>	L60M2.5X5	T08
S10K-SDQCR/L 07			13	10	9	125	7	-8°	20			
S12M-SDQCR/L 07			16	12	11	150	9	-8°	22			
S16Q-SDQCR/L 07			20	16	15	180	11	-6°	27			
S20Q-SDQCR/L 11			25	20	18	180	13	-6°	35	DC <sub>0</sub> T 11T3 <sub>00</sub>	L60M4X8	T15
S25R-SDQCR/L 11			32	25	23	200	17	-6°	38			

# 车削刀具 | TURNING TOOLS



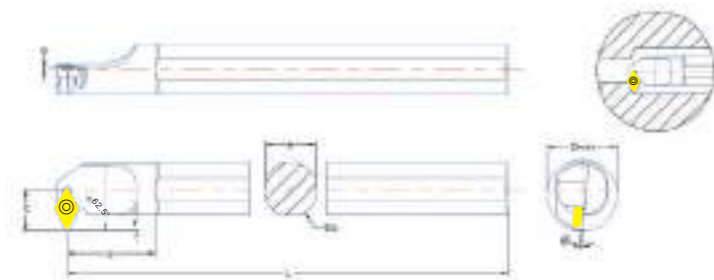
内孔车刀 Internal turning toolholders

## SDXCR/L



Type 型号	Dimension(mm) 基本尺寸								Applicable Inserts 使用的刀片	Screw 螺钉	Wrench 扳手	
	Stock 库存		Dmin	φd	h	L	s	θ'				e
	R	L										
S10K-SDXCR/L 07			13	10	9	125	7	-8°	18	DC□T 0702□□	L60M2.5X5	T08
S12M-SDXCR/L 07			16	12	11	150	8	-8°	20			
S16Q-SDXCR/L 07			20	16	15	180	10	-6°	25			
S20Q-SDXCR/L 11			25	20	18	180	13	-6°	33	DC□T 11T3□□	L60M4X8	T15
S25R-SDXCR/L 11			32	25	23	200	16	-6°	32			

## SDWCR/L



Type 型号	Dimension(mm) 基本尺寸									Applicable Inserts 使用的刀片	Screw 螺钉	Wrench 扳手	
	Stock 库存		Dmin	φd	h	L	s	θ'	e				f
	R	L											
S12M-SDWCR/L 07			19	12	11	125	11	-8°	15	5.5	DC□T 0702□□	L60M2.5X5	T08
S16Q-SDWCR/L 07			23	16	15	180	12.5	-8°	15	5			
S20Q-SDWCR/L 07			27	20	19	180	14.5	-8°	22	5.5			
S20Q-SDWCR/L 11			27	20	19	180	14.5	-6°	25	6	DC□T 11T3□□	L60M4X8	T15
S25R-SDWCR/L 11			32	25	24	200	18	-6°	25	7			
S32S-SDWCR/L 11			40	32	30	250	21.5	-6°	40	6.5			

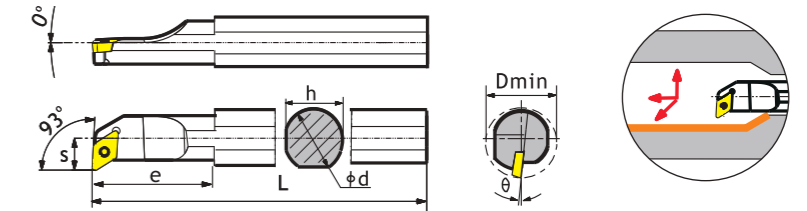
了解具体库存情况请致电厂家 详情请登陆网站www.hnsant.com



# 车削刀具 | TURNING TOOLS

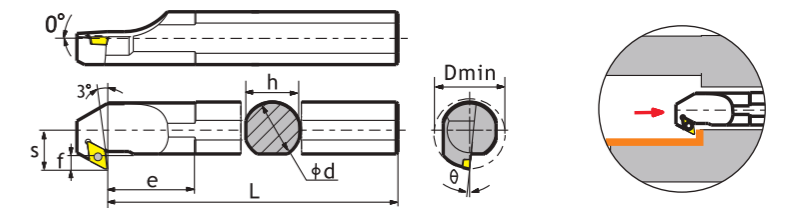
内孔车刀 Internal turning toolholders

## SDUCR/L



Type 型号	Dimension(mm) 基本尺寸										Applicable Inserts 使用的刀片	Screw 螺钉	Wrench 扳手
	Stock 库存		Dmin	φd	h	L	s	θ'	e	f			
	R	L											
S08K-SDUCR/L07			13	08	7.5	125	8	-8°	4	DC□ T0702□□	L60M2.5X5	T08	
S10K-SDUCR/L 07			13	10	9	125	7.7	-8°	3				
S12M-SDUCR/L 07			16	12	11	150	8.5	-8°	22				3
S16Q-SDUCR/L 07			20	16	15	180	11	-6°	27	3.5	DC□ T11T3□□	L60M4X8	T15
S20Q-SDUCR/L 11			25	20	18	180	14.5	-6°	30	5.5			
S25R-SDUCR/L 11			32	25	23	200	18.5	-6°	35	7			

## SDZCR/L



Type 型号	Dimension(mm) 基本尺寸									Applicable Inserts 使用的刀片	Screw 螺钉	Wrench 扳手	
	Stock 库存		Dmin	φd	h	L	s	θ'	e				f
	R	L											
S20Q-SDZCR/L 11			27	20	18	180	16	-6°	20	7.5	DC□ T11T3□□	L60M4X8	T15
S25R-SDZCR/L 11			33	25	23	200	19	-6°	30	7.5			
S32S-SDZCR/L 11			40	32	30	250	23	-6°	35	8.4			
S40T-SDZCR/L 11			50	40	37	300	28	-4°	50	9.4			

了解具体库存情况请致电厂家 详情请登陆网站www.hnsant.com

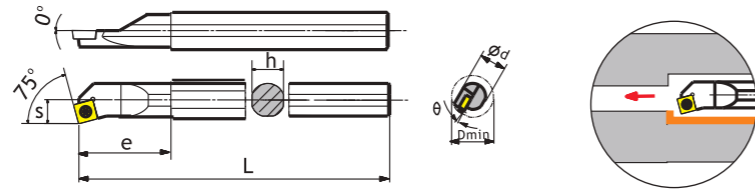


# 车削刀具 | TURNING TOOLS




内孔车刀 Internal turning toolholders

## SSKCR/L



Type 型号	Dimension(mm) 基本尺寸								Applicable Inserts 使用的刀片	Screw 螺钉	Wrench 扳手	
	Stock 库存		Dmin	φd	h	L	s	θ°				e
	R	L										
S12M-SSKCR/L 09			16	12	11	150	9	-10°	25	SC□ T 09T3□□	L60M4X8	T15
S16Q-SSKCR/L 09			20	16	15	180	11	-11°	30			
S20Q-SSKCR/L 09			25	20	18	180	13	-6°	35			
S25R-SSKCR/L 09			32	25	23	200	17	-8°	40			
S25R-SSKCR/L 12			32	25	23	200	17	-8°	40			
S32S-SSKCR/L 12			40	32	30	250	22	-10°	45			

## SSSCR/L



Type 型号	Dimension(mm) 基本尺寸										Applicable Inserts 使用的刀片	Screw 螺钉	Wrench 扳手
	Stock 库存		Dmin	φd	h	L	s	θ°	e	f			
	R	L											
S12M-SSSCR/L 09			17	12	11	150	10	-10°	15	4.5	SC□ T 09T3□□	L60M4X8	T15
S16Q-SSSCR/L 09			22	16	15	180	13	-11°	25	5.5			
S20Q-SSSCR/L 09			25	20	18	180	15	-6°	30	6			
S25R-SSSCR/L 09			32	25	23	200	17	-8°	35	5.5			
S25R-SSSCR/L 12			32	25	23	200	17	-8°	35	5.5			
S32S-SSSCR/L 12			40	32	30	250	22	-10°	40	7			

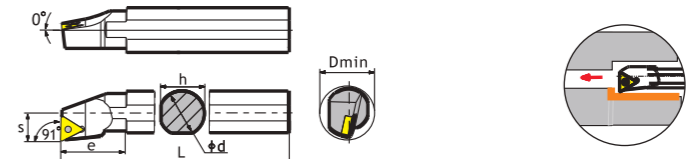
了解具体库存情况请致电厂家 详情请登陆网站www.hnsant.com

# 车削刀具 | TURNING TOOLS



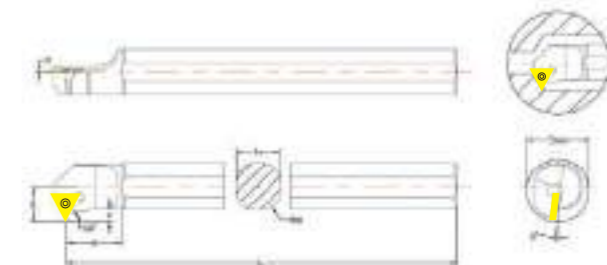
内孔车刀 Internal turning toolholders

## STFCR/L



Type 型号	Dimension(mm) 基本尺寸								Applicable Inserts 使用的刀片	Screw 螺钉	Wrench 扳手
	Stock 库存		Dmin	φd	h	L	s	e			
	R	L									
S08K-STFCR/L09			10	08	7	125	5.5	8	TC□ T 0902□□	L60M2.2X6	T06
S10K-STFCR/L09			12	10	9	125	6.8	10			
S12M-STFCR/L09			16	12	11	150	8	10			
S12M-STFCR/L11			14	12	11	150	6.5	25			
S16Q-STFCR/L 11			18	16	15	180	9	25			
S20Q-STFCR/L 11			25	20	18	180	11	25			
S25R-STFCR/L 16			32	25	23	200	17	40			
S32S-STFCR/L 16			36	32	30	250	18	50			
S40T-STFCR/L 16			50	40	37	300	25	60	TC□ T 16T3□□	L60M4X8	T15

## STWCR/L



Type 型号	Dimension(mm) 基本尺寸								Applicable Inserts 使用的刀片	Screw 螺钉	Wrench 扳手	
	Stock 库存		Dmin	φd	h	L	s	θ°				e
	R	L										
S10K-STWCR/L 11			14	10	9	125	8	-10°	14	TC□ T 1102□□	L60M2.5X5	T08
S12M-STWCR/L 11			16	12	11	150	9	-13°	25			
S16Q-STWCR/L 11			20	16	15	180	11	-10°	30			
S20Q-STWCR/L 11			25	20	19	180	13	-6°	30			
S25R-STWCR/L 11			32	25	24	200	17	-6°	35			
S20Q-STWCR/L 16			25	20	19	180	14.5	-3°	36			
S25R-STWCR/L 16			32	25	24	200	17	-6°	49			
S32S-STWCR/L 16			39	32	30	250	22	-10°	50			
S40T-STWCR/L 16			50	40	37	300	25	-8°	50			

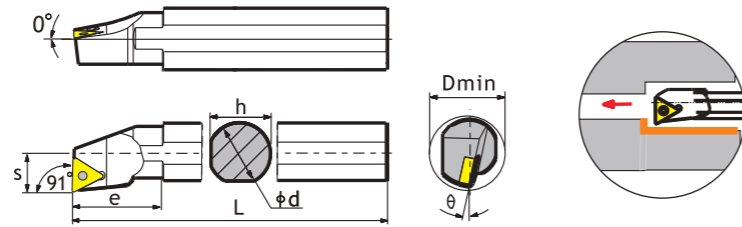
了解具体库存情况请致电厂家 详情请登陆网站www.hnsant.com

# 车削刀具 | TURNING TOOLS



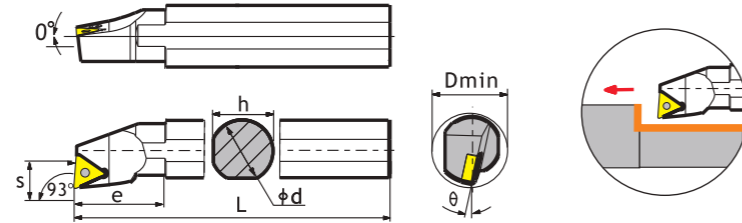
内孔车刀 Internal turning toolholders

## STFPR/L



Type 型号	Dimension(mm) 基本尺寸								Applicable Inserts 使用的刀片	Screw 螺钉	Wrench 扳手	
	Stock 库存		Dmin	φd	h	L	s	θ				e
	R	L										
S08K-STFPR/L09			10	08	7	125	5	-10°	14	TP□ T 0902□□ (京瓷)	L60M2.5X5	T08
S10K-STFPR/L11H11			11	10	9	125	5.5	-13°				
S12M-STFPR/L 11H13			13	12	11	150	6.8	-10°				
S16Q-STFPR/L 11H17			17	16	15	180	8.8	-6°				

## STUCR/L



Type 型号	Dimension(mm) 基本尺寸								Applicable Inserts 使用的刀片	Screw 螺钉	Wrench 扳手	
	Stock 库存		Dmin	φd	h	L	s	θ				e
	R	L										
S08K-STUCR/L09			11	08	7	125	5.5	-15°		TC□ T 0902□□	L60M2.2X6	T06
S08K-STUCR/L09-A16			11	16	15	125	5.5	-15°	24			
S10K-STUCR/L09			13	10	9	125	6	-13°	10			
S10K-STUCR/L09-A16			13	16	15	125	7	-13°	30			
S10K-STUCR/L11			13	10	9	125	7	-12°	10	TC□ T 1102□□	L60M2.5X5	T08
S10K-STUCR/L11-A16			16	16	15	125	7	-12°	30			
S12M-STUCR/L11			16	12	11	150	7	-10°	25			
S12M-STUCR/L11-A16			16	16	15	150	7	-10°	30			
S16Q-STUCR/L11			20	16	15	180	9	-8°	25	TC□ T 16T3□□	L60M4X8	T15
S20Q-STUCR/L11			25	20	19	180	11	-6°	25			
S25R-STUCR/L11			31	25	24	200	15	-4°	34			
S20Q-STUCR/L16			25	20	19	180	13	-8°	36			
S25R-STUCR/L16			31	25	24	200	17	-6°	40			
S32S-STUCR/L16			39	32	30	250	18	-4°	50			
S40T-STUCR/L16			50	40	38	300	25	-2°	60			

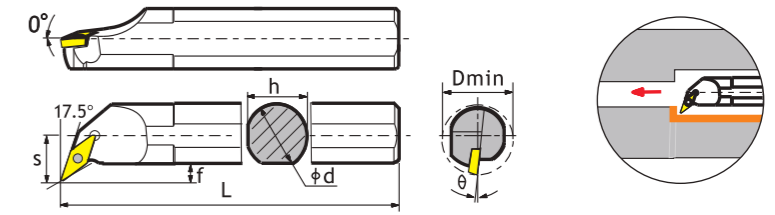
了解具体库存情况请致电厂家 详情请登陆网站www.hnsant.com



# 车削刀具 | TURNING TOOLS

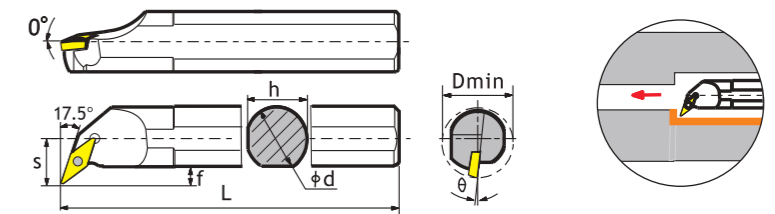
Internal turning toolholders 内孔车刀

## SVQCR/L



Type 型号	Dimension(mm) 基本尺寸									Applicable Inserts 使用的刀片	Screw 螺钉	Wrench 扳手	
	Stock 库存		Dmin	φd	h	L	s	θ	e				f
	R	L											
S20Q-SVQCR/L16			27	20	18	180	15	-8°	40	6.0	VC□ T 1604□□	L60M4X8	T15
S25R-SVQCR/L16			32	25	23	200	18.5	-8°	45	6.9			
S32S-SVQCR/L 16			40	32	30	250	22	-8°	56	8.4			
S40T-SVQCR/L 16			50	40	37	300	27	-8°	64	9.4			

## SVQBR/L



Type 型号	Dimension(mm) 基本尺寸									Applicable Inserts 使用的刀片	Screw 螺钉	Wrench 扳手	
	Stock 库存		Dmin	φd	h	L	s	θ	e				f
	R	L											
S20Q-SVQBR/L16			27	20	18	180	15	-8°	40	6.0	VB□ T 1604□□	L60M4X8	T15
S25R-SVQBR/L16			32	25	23	200	18.5	-8°	45	6.9			
S32S-SVQBR/L 16			40	32	30	250	22	-8°	56	8.4			
S40T-SVQBR/L 16			50	40	37	300	27	-8°	64	9.4			

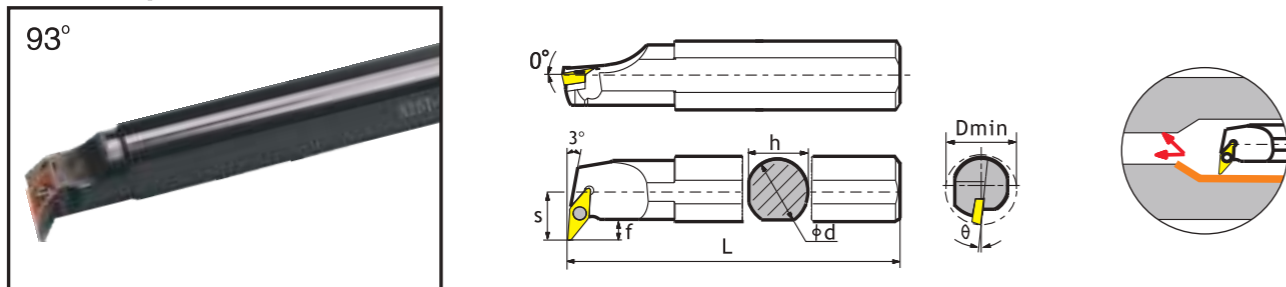
了解具体库存情况请致电厂家 详情请登陆网站www.hnsant.com

# 车削刀具 | TURNING TOOLS



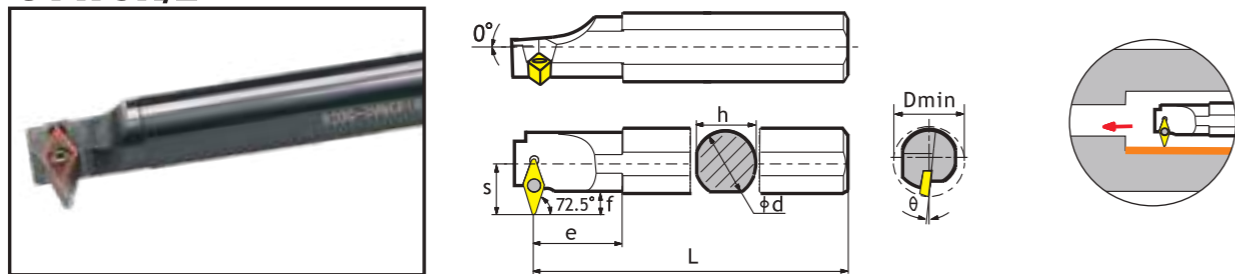
内孔车刀 Internal turning toolholders

## SVUCR/L



Type 型号	Dimension(mm) 基本尺寸								Applicable Inserts 使用的刀片	Screw 螺钉	Wrench 扳手	
	Stock 库存		Dmin	φd	h	L	s	e				f
	R	L										
S16Q-SVUCR/L11			22	16	15	180	13.5	24	6	VC T 1103□	L60M2.5X5	T08
S20Q-SVUCR/L16			31	20	19	180	19	32	9.5			
S25R-SVUCR/L16			35	25	23	200	20	32	8.4	VC T 1604□	L60M4X8	T15
S32S-SVUCR/L 16			42	32	30	250	22	49	8.4			
S40T-SVUCR/L 16			51	40	37	300	27	49	11			

## SVWCR/L



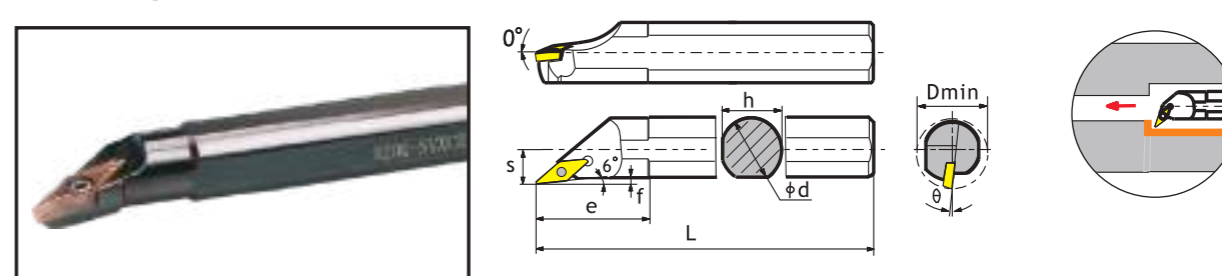
Type 型号	Dimension(mm) 基本尺寸								Applicable Inserts 使用的刀片	Screw 螺钉	Wrench 扳手	
	Stock 库存		Dmin	φd	h	L	s	e				f
	R	L										
S16Q-SVWCR/L11			25	16	15	180	14	25	6.9	VC T 1103□	L60M2.5X5	T08
S20Q-SVWCR/L16			32	20	18	180	22	25	12.9			
S25R-SVWCR/L16			36	25	23	200	22	30	10	VC T 1604□	L60M4X8	T15
S32S-SVWCR/L 16			45	32	30	250	27	42	12.2			
S40T-SVWCR/L 16			55	40	37	300	30	50	11			



# 车削刀具 | TURNING TOOLS

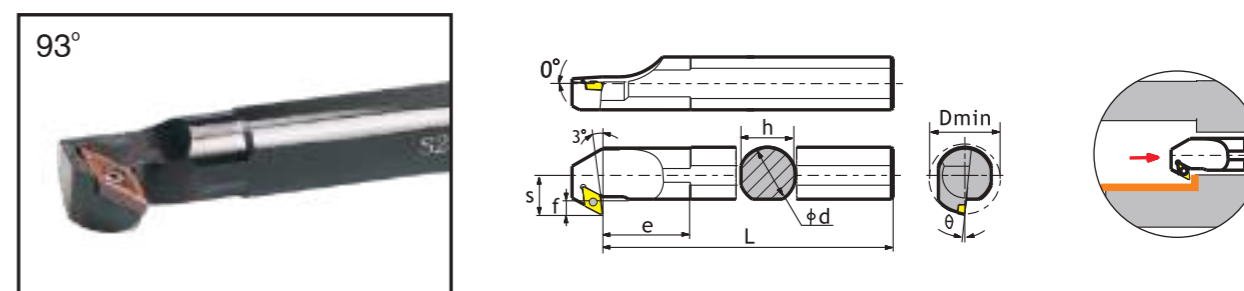
Tungsten steel Internal Turning tools 钨钢内孔车刀

## SVXCR/L



Type 型号	Dimension(mm) 基本尺寸								Applicable Inserts 使用的刀片	Screw 螺钉	Wrench 扳手	
	Stock 库存		Dmin	φd	h	L	s	e				f
	R	L										
S16Q-SVXCR/L11			20	16	15	180	9.5	35	2	VC T 1103□	L60M2.5X5	T08
S20Q-SVXCR/L16			25	20	18	180	13	40	4			
S25R-SVXCR/L16			32	25	23	200	14.5	40	3	VC T 1604□	L60M4X8	T15
S32S-SVXCR/L 16			40	32	30	250	21	62	6			
S40T-SVXCR/L 16			50	40	37	300	24	62	5.5			

## SVZCR/L



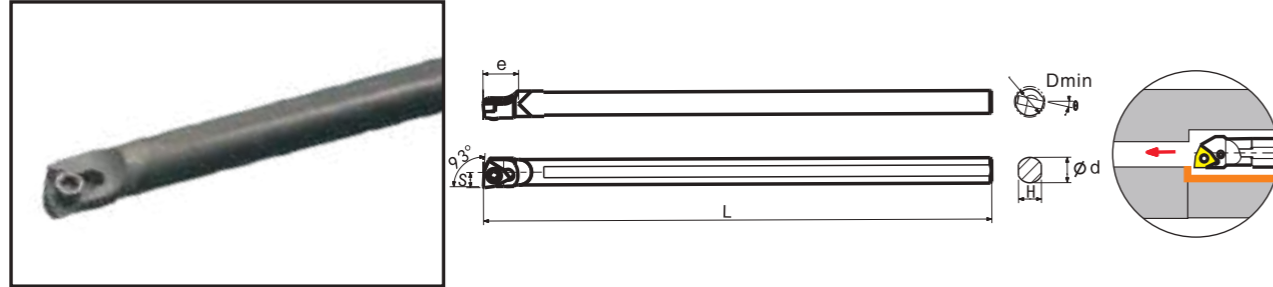
Type 型号	Dimension(mm) 基本尺寸								Applicable Inserts 使用的刀片	Screw 螺钉	Wrench 扳手	
	Stock 库存		Dmin	φd	h	L	s	e				f
	R	L										
S16Q-SVZCR/L 11			22	16	15	180	13.5	15	6.5	VC T 1103□	L60M2.5X5	T08
S20Q-SVZCR/L 11			28	20	18	180	16	22	7.5			
S25R-SVZCR/L 16			34	25	23	200	21	30	10	VC T 1604□	L60M4X8	T15
S32S-SVZCR/L 16			40	32	30	250	23	35	9			
S40T-SVZCR/L 16			50	40	37	300	29	40	11			

# 车削刀具 | TURNING TOOLS



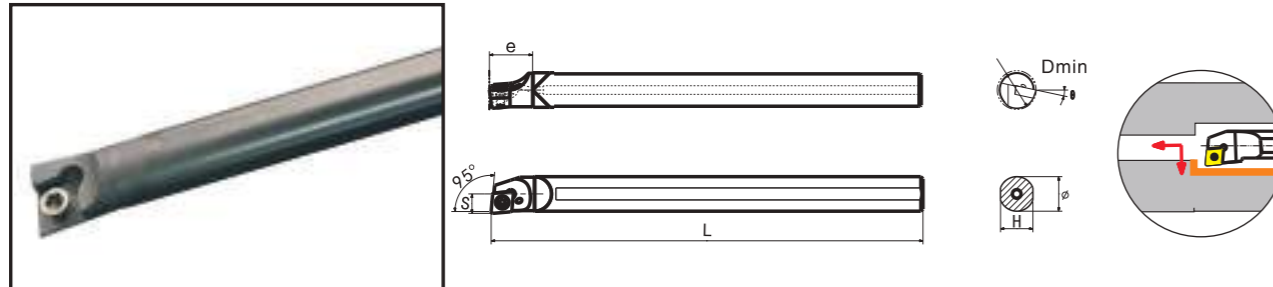
钨钢内孔车刀 Tungsten steel Internal Turning tools

## SWUBR/L



Type 型号	Dimension(mm) 基本尺寸								Applicable Inserts 使用的刀片	Screw 螺钉	Wrench 扳手	
	Stock 库存		Dmin	φd	h	L	s	θ°				e
	R	L										
C05H-SWUBR/L06			6	5	4.5	100	3	-13°	7	WB-T0601□	L60M2.0X4.3	T06
C06J-SWUBR/L06			7	6	5.5	110	3.5	-13°	7			

## SCLCR/L



Type 型号	Dimension(mm) 基本尺寸								Applicable Inserts 使用的刀片	Screw 螺钉	Wrench 扳手	
	Stock 库存		Dmin	φd	h	L	s	θ°				e
	R	L										
C07K-SCLCR/L06			10	7	6.5	125	4.5	-15°	8	CC-T0602□	L60M2.5X5	T08
C08K-SCLCR/L06			10	8	7.5	125	5	-15°	8			
C10M-SCLCR/L06			12	10	9.5	150	6	-13°	14			
C12Q-SCLCR/L06			14	12	11	180	7	-10°	14			
C12Q-SCLCR/L09			16	12	11	180	8	-10°	14	CC-T09T3□	L60M4X8	T15
C14Q-SCLCR/L09			16	14	13	180	8	-12°	18			
C16R-SCLCR/L09			18	16	15	200	9	-12°	20			
C20S-SCLCR/L09			22	20	19	250	11	-8°	26			
C25T-SCLCR/L09			28	25	23	300	14	-6°	29			

备注：钨钢抗震内孔刀杆我司可提供带内冷和不带内冷两种型号供客户选择  
 Note: Tungsten steel Anti-shaking Internal Turning tools with coolant hole or without coolant hole both can be offered.

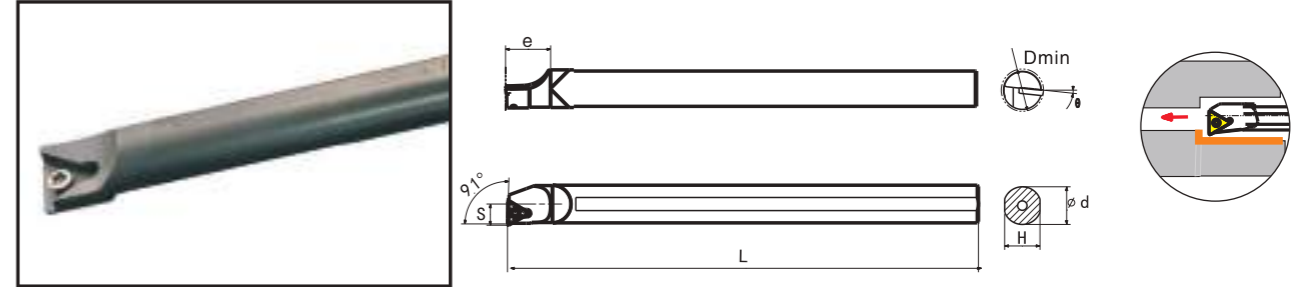
了解具体库存情况请致电厂家 详情请登陆网站www.hnsant.com

# 车削刀具 | TURNING TOOLS



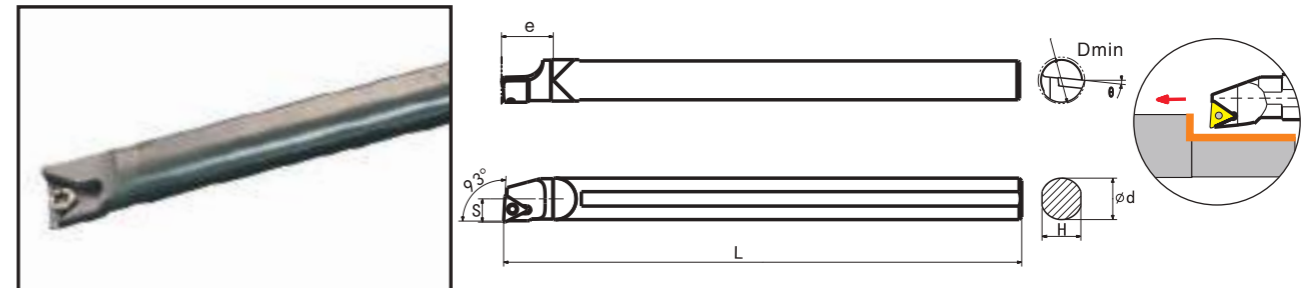
Tungsten steel Internal Turning tools 钨钢内孔车刀

## STFCR/L



Type 型号	Dimension(mm) 基本尺寸								Applicable Inserts 使用的刀片	Screw 螺钉	Wrench 扳手	
	Stock 库存		Dmin	φd	h	L	s	θ°				e
	R	L										
C08K-STFCR/L09			10	8	7.5	125	5	-10	8	TC-T0902□	L60M2.2X6	T06
C10M-STFCR/L09			12	10	9.5	150	6	-10	14			
C12Q-STFCR/L09			16	12	11	180	8	-5	14			
C12Q-STFCR/L11			16	12	11	180	8	-6	14	TC-T1102□	L60M2.5X5.0	T08
C16R-STFCR/L11			18	16	15	200	9	-6	20			
C20S-STFCR/L11			25	20	19	250	12	-6	26			

## STUPR/L



Type 型号	Dimension(mm) 基本尺寸								Applicable Inserts 使用的刀片	Screw 螺钉	Wrench 扳手	
	Stock 库存		Dmin	φd	h	L	s	θ°				e
	R	L										
C08K-STUPR/L09			11	8	7.5	125	5.5	-10	8	TP-T0902□(京瓷)	L60M2.5X5.0	T08
C10M-STUPR/L09			13	10	9.5	150	6.5	-8	14			
C12Q-STUPR/L09			16	12	11	180	7.5	-6	14			
C12Q-STUPR/L11			16	12	11	180	7.5	-6	14	TP-T1103□(京瓷)	L60M3.0X7	T10
C16R-STUPR/L11			18	16	15	200	9	-6	20			
C20S-STUPR/L11			25	20	19	250	12	-6	26			

备注：钨钢抗震内孔刀杆我司可提供带内冷和不带内冷两种型号供客户选择  
 Note: Tungsten steel Anti-shaking Internal Turning tools with coolant hole or without coolant hole both can be offered.

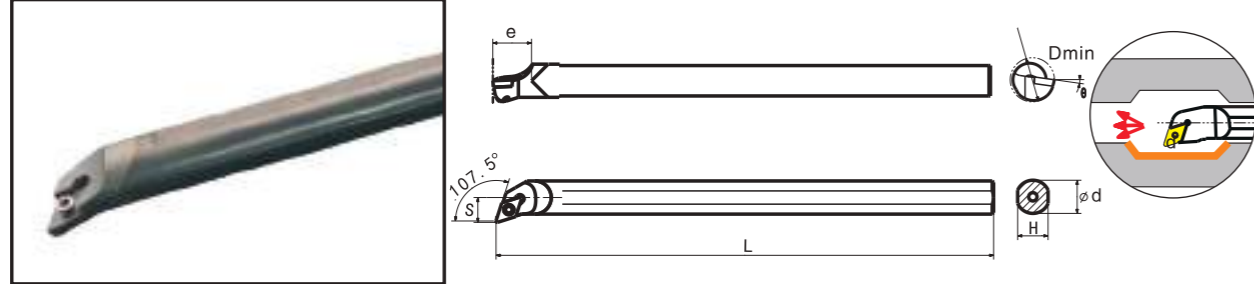
了解具体库存情况请致电厂家 详情请登陆网站www.hnsant.com

# 车削刀具 | TURNING TOOLS



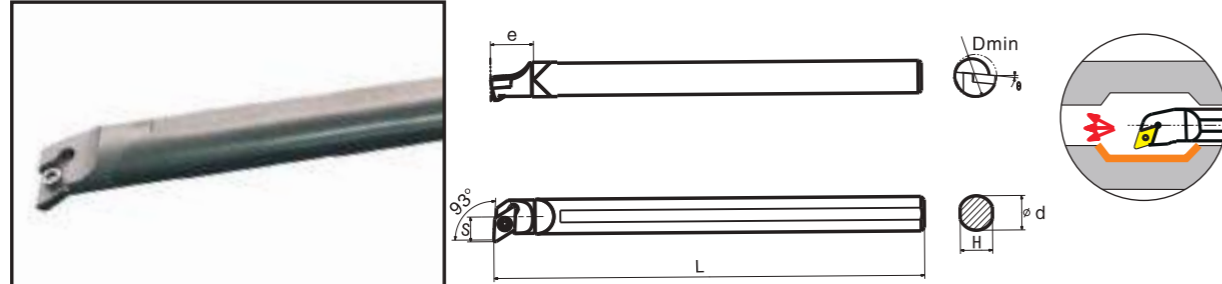
钨钢内孔车刀 Tungsten steel Internal Turning tools

## SDQCR/L



Type 型号	Dimension(mm) 基本尺寸								Applicable Inserts 使用的刀片	Screw 螺钉	Wrench 扳手	
	Stock 库存		Dmin	φd	h	L	s	e°				e
	R	L										
C10M-SDQCR/L07			13	10	9.5	150	7	-8°	14	DC□T0702□□	L60M2.5X5.0	T08
C12Q-SDQCR/L07			16	12	11	180	9	-8°	14			
C16R-SDQCR/L07			20	16	15	180	13	-6°	20			

## SDUCR/L



Type 型号	Dimension(mm) 基本尺寸								Applicable Inserts 使用的刀片	Screw 螺钉	Wrench 扳手	
	Stock 库存		Dmin	φd	h	L	s	e°				e
	R	L										
C10M-SDUCR/L07			13	10	9.5	150	7	-8°	14	DC□T0702□□	L60M2.5X5.0	T08
C12Q-SDUCR/L07			16	12	11	180	9	-8°	14			
C16R-SDUCR/L07			20	16	15	200	11	-8°	20			
C20S-SDUCR/L07			25	20	19	250	13	-6°	16			

备注：钨钢抗震内孔刀杆我司可提供带内冷和不带内冷两种型号供客户选择  
 Note: Tungsten steel Anti-shaking Internal Turning tools with coolant hole or without coolant hole both can be offered.



# 车削刀具 | TURNING TOOLS

Threading toolholders code key 螺纹刀的型号表示规则

**R**

右切 Right

**L**

左切 Left

只标注到整数 例:h=8mm,标为08  
Integers to be preceded by 0  
eg:h=8 indicated by 08

注：圆刀杆用00表示

例:b=8mm,标为08  
Integers to be preceded by 0  
eg:b=8 indicated by 08

注：圆刀杆就用直径表示

代号 Code	长度 Length
H	100
K	125
M	150
P	170
Q	180
R	200
S	250

3.切削方向 Cutting direction 范例 Example

4.刀尖高度 Tools-tip height

5.刀体宽度 Shank width

6.刀杆长度 Tool holder length

1.压紧方式 Clamping System

2.螺纹形式 Type of thread

7.刀片尺寸 Insert dimension

**S W R 25 25 M 16**

**C**

压板压紧式  
Top clamping

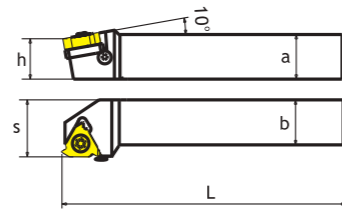
<b>N</b>	内螺纹 Internal
<b>W</b>	外螺纹 External

代号 Code	三角形边长 Cutting edge length	内切圆 Inscribed circle dia.
11	11	6.305
16	16	9.525
22	22	12.70
27	27	15.89

**S**

螺钉压紧式  
Screw on

外螺纹车刀 External threading tools



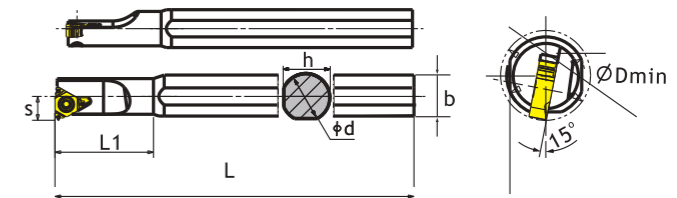
Type 型号	Dimension(mm) 基本尺寸						Applicable Inserts 使用的刀片	Screw 刀片螺钉	Shim 刀垫	Shim Screw 刀垫螺钉	Wrench 扳手	
	Stock 库存		a	h	b	L						s
	R	L										
SWR/L	1010H11H		10	10	10	100	16	R/LT11.01W-□□GM	L60 M2.5 × 6	—	—	T08
	1212H11H		12	12	12	100	16					
	1616H16H		16	16	16	100	20					
	2020K16H		20	20	20	125	25	R/LT16.01W-□□GM	L60 M3.5 × 12	TT16-□□	SS04008	T15 S2.5
	2525M16H		25	25	25	150	32					
	3225P16H		32	32	25	170	32					
	3232P16H		32	32	32	170	40					
	2525M22H		25	25	25	150	32	R/LT22.01W-□□GM	L60 M5 × 16	TT22-□□	SS04008	T20 S2.5
	3225P22H		32	32	25	170	32					
	3232P22H		32	32	32	170	40					
4040S22H		40	40	40	250	50						

★注明：配套刀片建议参考株洲钻石。Note:The insert is Zccct brand.

Type 型号	Dimension(mm) 基本尺寸						Applicable Inserts 使用的刀片	Screw 刀片螺钉	Shim 刀垫	Shim Screw 刀垫螺钉	Wrench 扳手	
	Stock 库存		a	h	b	L						s
	R	L										
SWR/L	1010H11		10	10	10	100	16	11ER/L	L60 M2.5 × 6	—	—	T08
	1212H11		12	12	12	100	16					
	1616H16		16	16	16	100	20					
	2020K16		20	20	20	125	25	16ER/L	L60 M3.5 × 12	TT16-□□	SS04008	T15 S2.5
	2525M16		25	25	25	150	32					
	3225P16		32	32	25	170	32					
	3232P16		32	32	32	170	40					
	2525M22		25	25	25	150	32	22ER/L	L60 M4 × 16	TT22-□□	SS04008	T20 S2.5
	3225P22		32	32	25	170	32					
	3232P22		32	32	32	170	40					
	4040S22		40	40	40	250	50					
	3232P27		32	32	32	170	40	27ER/L	L60 M6 × 16	TT27-□□	SS04008	T20 S2.5
	4040S27		40	40	40	250	50					

★注明：配套刀片建议参考ISO国标刀片。Note:The insert is ISO brand.

内螺纹车刀 Internal threading tools



Type 型号	Dimension(mm) 基本尺寸								Applicable Inserts 使用的刀片	Shim 刀垫	Screw 螺钉	Wrench 扳手	Shim Screw 刀垫螺钉	
	Stock 库存		d	L	b	Dmin	s	h						L1
	R	L												
SNR/L0010K11H			10	125	12	6	9.5	32	LT11.01N-□□GM	—	L60 M2.5 × 5	T08		
SNR/L0012K11H			12	125	16	6	11.5	32						
SNR/L0013M16H			13	150	16	10	15.5	32	LT16.01N-□□GM	—	L60 M3.5 × 8	T15		
SNR/L0016M16H			16	150	20	12	15.5	40						
SNR/L0020Q16H			20	180	25	14	19.5	40						
SNR/L0025R16H			25	200	30	16	24	45						
SNR/L0032S16H			32	250	38	20	30	55	RT16.01N-□□GM	TT16	L60 M3.5 × 12	T15 S2.5	SS04008	
SNR/L0025R22H			25	200	30	18	24	45						
SNR/L0032S22H			32	250	38	22	30	55	RT22.01N-□□GM	TT22	L60 M5 × 16	T20 S2.5	SS04008	
SNR/L0040T22H			40	300	46	26	38	60						

★注明：配套刀片建议参考株洲钻石。Note:The insert is Zccct brand.

Type 型号	Dimension(mm) 基本尺寸								Applicable Inserts 使用的刀片	Shim 刀垫	Screw 螺钉	Wrench 扳手	Shim Screw 刀垫螺钉	
	Stock 库存		d	L	b	Dmin	s	h						L1
	R	L												
SNR/L0010K11			10	125	12	6	9.5	32	111R/L	—	L60 M2.5 × 5	T08		
SNR/L0012K11			12	125	16	6	11.5	32						
SNR/L0013M16			13	150	16	10	15.5	32	161R/L	—	L60 M3.5 × 8	T15		
SNR/L0016M16			16	150	20	12	15.5	40						
SNR/L0020Q16			20	180	25	14	19.5	40						
SNR/L0025R16			25	200	30	16	24	45						
SNR/L0032S16			32	250	38	20	30	55	221R/L	TT16	L60 M3.5 × 12	S2.5	SS04008	
SNR/L0025R22			25	200	30	18	24	45						
SNR/L0032S22			32	250	38	22	30	55	221R/L	TT22	L60 M4 × 16	T20 S2.5	SS04008	
SNR/L0040T22			40	300	46	26	38	60						
SNR/L0032S27			32	250	40	24	30	55	271R/L	TT27	L60 M6 × 16	T20 S2.5	SS04008	
SNR/L0040T27			40	300	50	30	38	60						

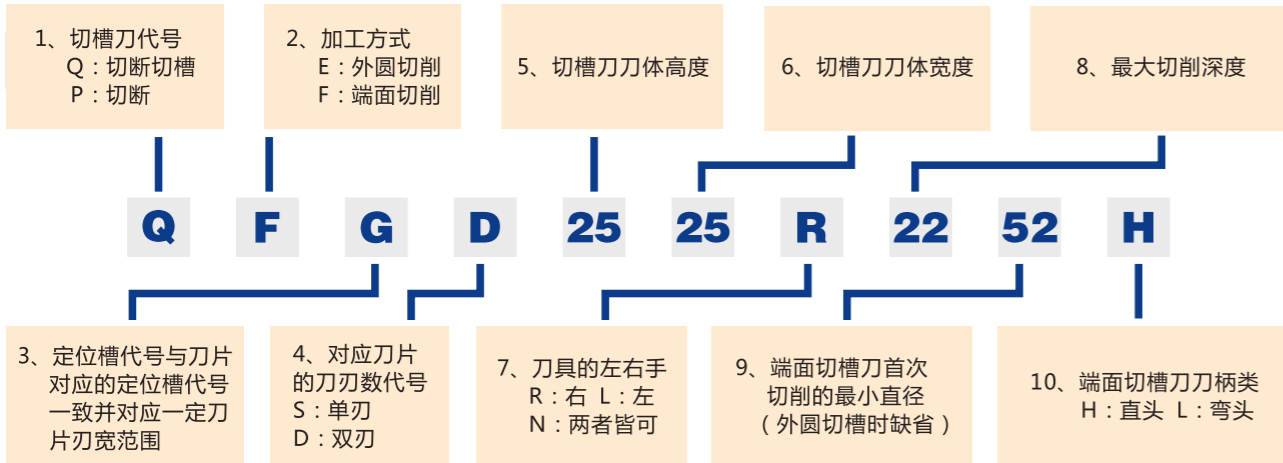
★注明：配套刀片建议参考ISO国标刀片。Note:The insert is ISO brand.

### 切断切槽刀杆命名规则

Parting and grooving holders code key

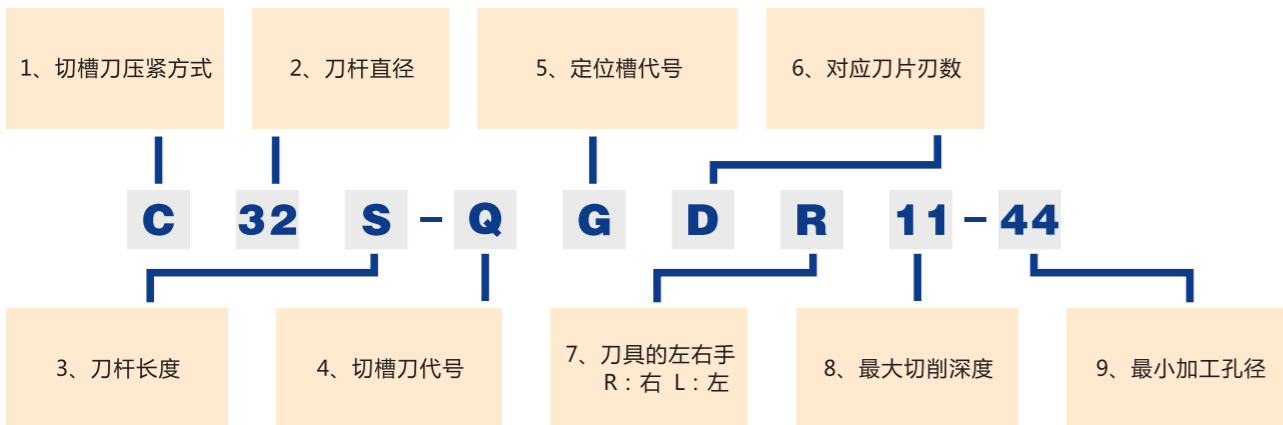
#### 外圆、端面切断切槽刀具

External and surface cutting



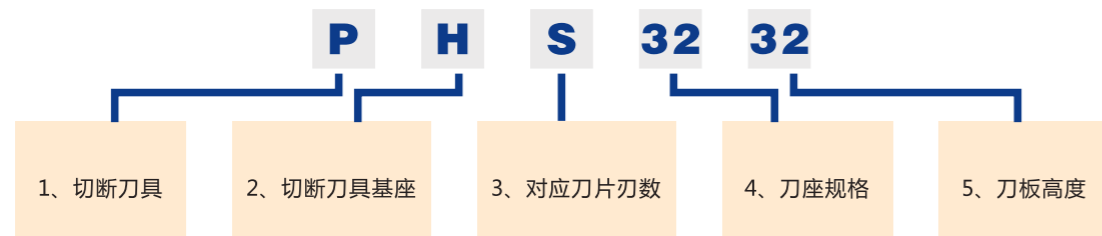
#### 内圆切槽刀具

Internal cutting



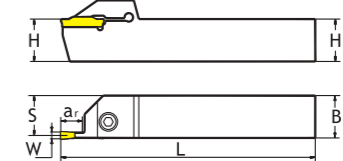
#### 用于切断刀板的刀座

Height of blades



### 外圆切断、切槽刀具

External Parting, Grooving and Turning Tools

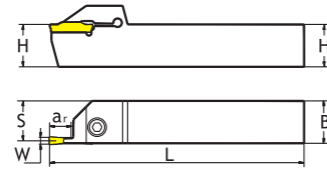


Type 型号	基本尺寸 Dimension(mm)						刀片 Inserts	螺钉 Screw	扳手 Wrench
	H×B	L	S	W	最大切深 a <sub>max</sub>				
QEED	1616R/L10	16x16	100	15	2.5	10	Z*ED*****	M5 × 20	S4
	1616R/L17	16x16	100	15	2.5	17	Z*ED*****		
	2020R/L10	20x20	125	19	2.5	10	Z*ED*****	M6 × 20	S5
	2020R/L17	20x20	125	19	2.5	17	Z*ED*****		
	2525R/L10	25x25	150	24	2.5	10	Z*ED*****		
	2525R/L17	25x25	150	24	2.5	17	Z*ED*****		
QEFD	1616R/L10	16x16	100	14.8	3	10	Z*FD*****	M5 × 20	S4
	1616R/L17	16x16	100	14.8	3	17	Z*FD*****		
	2020R/L10	20x20	125	18.8	3	10	Z*FD*****	M6 × 20	S5
	2020R/L17	20x20	125	18.8	3	17	Z*FD*****		
	2525R/L10	25x25	150	23.8	3	10	Z*FD*****		
	2525R/L17	25x25	150	23.8	3	17	Z*FD*****		
QEGD	2020R/L13	20x20	125	18.5	4	13	Z*GD*****	M6 × 20	S5
	2020R/L 22	20x20	125	18.5	4	22	Z*GD*****		
	2525R/L13	25x25	150	23.5	4	13	Z*GD*****		
	2525R/L 22	25x25	150	23.5	4	22	Z*GD*****		
	3232R/L13	32x32	170	30.5	4	13	Z*GD*****		
	3232R/L 22	32x32	170	30.5	4	22	Z*GD*****		
QEHD	2525R/L13	25x25	150	23	5	13	Z*HD*****	M6 × 20	S5
	2525R/L 22	25x25	150	23	5	22	Z*HD*****		
QEHS	2525N 30	25x25	150	12.5	5	30	Z*HS*****	M6 × 20	S5
QEHD	3232R/L13	32x32	170	30	5	13	Z*HD*****		
QEHS	3232N 30	32x32	170	16	5	30	Z*HS*****		
QEKD	2525R/L13	25x25	150	22.6	6	13	Z*KD*****		
QEKD	2525R/L 22	25x25	150	22.6	6	22	Z*KD*****		
QEKD	3232R/L13	32x32	170	29.6	6	13	Z*KD*****		
QEKD	3232R/L 22	32x32	170	29.6	6	22	Z*KD*****		
QEKD	3232N 30	32x32	170	16	6	30	Z*KS*****	M6 × 20	S5
QEKD	3232N 30	32x32	170	16	6	30	Z*KS*****		

★ 可安装切断、切槽、车削、仿形刀片。  
Parting, grooving, turning, profiling inserts are adaptable to the tools.

外圆切断、切槽刀具

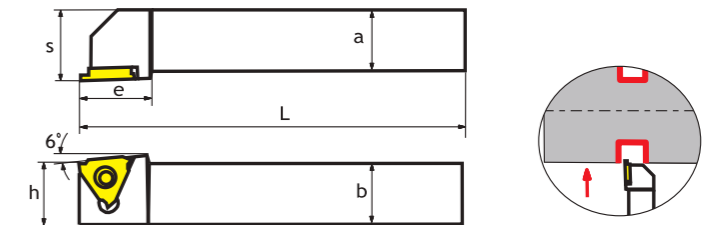
External Parting, Grooving and Turning Tools



Type 型号	基本尺寸 Dimension(mm)						刀片 Inserts	螺钉 Screw	扳手 Wrench
	H	L	S	W	最大切深 a <sub>r,max</sub>				
MGEHR/L	1616-2	16	100	15	2	14.5	MGMN200-M	M5 x 17	S4
	2020-2	20	125	19	2	14.5	MGMN200-M	M6 x 20	S5
	2525-2	25	150	24	2	14.5	MGMN200-M	M6 x 20	S5
	1616-2.5	16	100	15	2.5	16.5	MGMN250-M	M5 x 17	S4
	2020-2.5	20	125	19	2.5	16.5	MGMN250-M	M6 x 20	S5
	2525-2.5	25	150	24	2.5	16.5	MGMN250-M	M6 x 20	S5
	1616-3	16	100	14.8	3	18	MGMN300-M	M5 x 17	S4
	2020-3	20	125	18.8	3	18	MGMN300-M		
	2020-3-T10	20	125	18.8	3	10	MGMN300-M		
	2525-3	25	150	23.8	3	18	MGMN300-M	M6 x 20	S5
	2525-3-T10	25	150	23.8	3	10	MGMN300-M		
	3232-3	32	170	30.5	3	18	MGMN300-M		
	3232-3-T10	32	170	30.5	3	10	MGMN300-M		
	2020-4	20	125	18.5	4	18	MGMN400-M		
	2020-4-T10	20	125	18.5	4	10	MGMN400-M		
	2525-4	25	150	23.5	4	18	MGMN400-M		
	2525-4-T10	25	150	23.5	4	10	MGMN400-M		
	3232-4	32	170	30.5	4	18	MGMN400-M		
	3232-4-T10	32	170	30.5	4	10	MGMN400-M		
	2020-5	20	150	18	5	23	MGMN500-M	M6 x 20	S5
	2020-5-T15	20	150	18	5	15	MGMN500-M		
	2525-5	25	150	23	5	23	MGMN500-M		
	2525-5-T15	25	150	23	5	15	MGMN500-M		
	3232-5	32	170	30	5	23	MGMN500-M		
	3232-5-T15	32	170	30	5	15	MGMN500-M		
	2020-6	20	125	17	6	23	MGMN600-M		
	2020-6-T10	20	125	17	6	10	MGMN600-M		
	2525-6	25	150	22.6	6	23	MGMN600-M		
2525-6-T15	25	150	22.6	6	15	MGMN600-M			
3232-6	32	170	29.6	6	23	MGMN600-M			
3232-6-T15	32	170	29.6	6	15	MGMN600-M			

★ 可安装切断、切槽、车削、仿形刀片。(配套韩国克洛依刀片) Note:The insert is Korloy brand.  
Parting, grooving, turning, profiling inserts are adaptable to the tools.

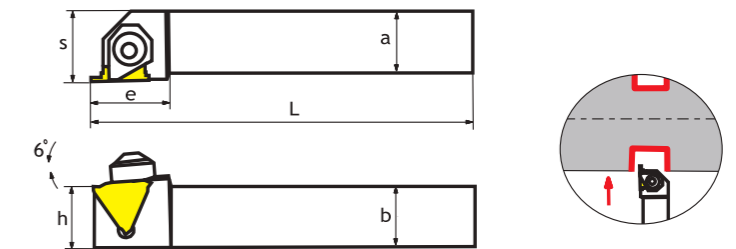
SGTR/L



Type 型号	Dimension(mm) 基本尺寸								Applicable Inserts 使用的刀片	Clamping screw 螺钉	Wrench 扳手	
	Stock 库存		h	b	L <sub>1</sub>	L <sub>2</sub>	H <sub>i</sub>	f				
	R	L										
SGTR/L	1212H16C			12	12	100	20	12	16	GLR/L3□□□□	M3.5 x 8	T15
	1616H16C			15	16	100	20	16	20			
	2020K16C			20	20	125	20	20	25			
	2525M16C			25	25	150	20	25	32			
	2020K22C			20	20	125	30	20	25			
2525M22C			25	25	150	30	25	32	GLR/L4□□□□	M4 x 10	T15	

★ 注明：配套刀片建议参考东芝刀片。Note:The insert is Toshiba brand.

KGBR/L

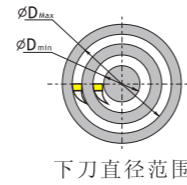
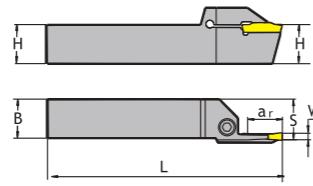


Type 型号	Dimension(mm) 基本尺寸								Applicable Inserts 使用的刀片	Clamping screw 螺钉	Clamp 压板	Wrench 扳手	
	Stock 库存		a	b	L	h	s	e					
	R	L											
KGBR/L	2020K22-15			20	20	125	20	25	24	GB43R/050-300	CM 0620	CGBR/L	S4
	2525M22-15			25	25	150	25	30	25				
	2020K22-25			20	20	125	20	25	25.5				
	2525M22-25			25	25	250	25	30	25.5				
	2020K22-35			20	20	125	20	25	25.5				
	2525M22-35			25	25	150	25	30	25.5				

★ 注明：配套刀片建议参考京瓷刀片。Note:The insert is Kyocera brand.



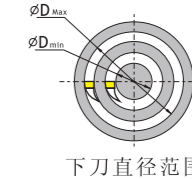
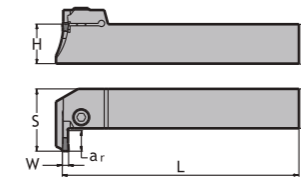
端面切槽、车削刀具 Surface Grooving and Turning Tools



Type 型号	基本尺寸 Dimension(mm)						适用刀片 Applicable inserts	螺钉 Screw	扳手 Wrench
	HxB	L	S	W	a <sub>r</sub>	∅D (min-Max)			
QFFD2525R/L10-48H	25x25	150	26	3	10	48-66	ZTFD0303-MG	M6 x 20	S5
QFFD2525R/L17-48H	25x25	150	26	3	17	48-66	ZTFD0303-MG		
QFFD2525R/L10-60H	25x25	150	26	3	10	60-80	ZTFD0303-MG		
QFFD2525R/L17-60H	25x25	150	26	3	17	60-80	ZTFD0303-MG		
QFFD2525R/L10-74H	25x25	150	26	3	10	74-110	ZTFD0303-MG		
QFFD2525R/L17-74H	25x25	150	26	3	17	74-110	ZTFD0303-MG		
QFFD2525R/L10-100H	25x25	150	26	3	10	100-150	ZTFD0303-MG		
QFFD2525R/L17-100H	25x25	150	26	3	17	100-150	ZTFD0303-MG		
QFGD2525R/L13-52H	25x25	150	26	4	13	52-72	ZTGD0404-MG		
QFGD2525R/L22-52H	25x25	150	26	4	22	52-72	ZTGD0404-MG		
QFGD2525R/L13-64H	25x25	150	26	4	13	64-100	ZTGD0404-MG		
QFGD2525R/L22-64H	25x25	150	26	4	22	64-100	ZTGD0404-MG		
QFGD2525R/L13-90H	25x25	150	26	4	13	90-140	ZTGD0404-MG		
QFGD2525R/L22-90H	25x25	150	26	4	22	90-140	ZTGD0404-MG		
QFGD2525R/L13-130H	25x25	150	26	4	13	130-230	ZTGD0404-MG		
QFGD2525R/L22-130H	25x25	150	26	4	22	130-230	ZTGD0404-MG		
QFHD2525R/L13-58H	25x25	150	26	5	13	58-96	ZTHD0504-MG		
QFHD2525R/L22-58H	25x25	150	26	5	22	58-96	ZTHD0504-MG		
QFHD2525R/L13-86H	25x25	150	26	5	13	86-140	ZTHD0504-MG		
QFHD2525R/L22-86H	25x25	150	26	5	22	86-140	ZTHD0504-MG		
QFHD2525R/L13-130H	25x25	150	26	5	13	130-200	ZTHD0504-MG		
QFHD2525R/L22-130H	25x25	150	26	5	22	130-200	ZTHD0504-MG		
QFHD2525R/L13-185H	25x25	150	26	5	13	185-400	ZTHD0504-MG		
QFHD2525R/L22-185H	25x25	150	26	5	22	185-400	ZTHD0504-MG		
QFHS2525R/L30-185H	25x25	150	26	5	30	185-400	ZTHS0504-MG		
QFKD2525R/L13-60H	25x25	150	26	6	13	60-100	ZTKD0608-MG		
QFKD2525R/L22-60H	25x25	150	26	6	22	60-100	ZTKD0608-MG		
QFKD2525R/L13-88H	25x25	150	26	6	13	88-180	ZTKD0608-MG		
QFKD2525R/L22-88H	25x25	150	26	6	22	88-180	ZTKD0608-MG		
QFKD2525R/L13-160H	25x25	150	26	6	13	160-400	ZTKD0608-MG		
QFKD2525R/L22-160H	25x25	150	26	6	22	160-400	ZTKD0608-MG		
QFKS2525R/L30-160H	25x25	150	26	6	30	160-400	ZTKS0608-MG		

★注明：配套刀片建议参考株洲刀片。Note:The insert is Zccct brand.

端面切槽、车削刀具 Surface Grooving and Turning Tools



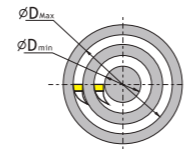
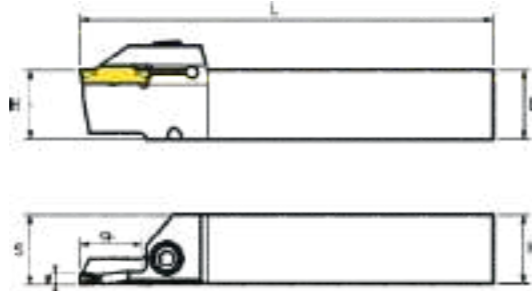

Type 型号	基本尺寸 Dimension(mm)						适用刀片 Applicable inserts	螺钉 Screw	扳手 Wrench
	HxB	L	S	W	a <sub>r</sub>	∅D (min-Max)			
QFFD2525R/L10-48L	25x25	150	36.5	3	10	48-66	ZTFD0303-MG	M6 x 20	S5
QFFD2525R/L17-48L	25x25	150	43.5	3	17	48-66	ZTFD0303-MG		
QFFD2525R/L10-60L	25x25	150	36.5	3	10	60-80	ZTFD0303-MG		
QFFD2525R/L17-60L	25x25	150	43.5	3	17	60-80	ZTFD0303-MG		
QFFD2525R/L10-74L	25x25	150	36.5	3	10	74-110	ZTFD0303-MG		
QFFD2525R/L17-74L	25x25	150	43.5	3	17	74-110	ZTFD0303-MG		
QFFD2525R/L10-100L	25x25	150	36.5	3	10	100-150	ZTFD0303-MG		
QFFD2525R/L17-100L	25x25	150	43.5	3	17	100-150	ZTFD0303-MG		
QFGD2525R/L13-52L	25x25	150	39.5	4	13	52-72	ZTGD0404-MG		
QFGD2525R/L22-52L	25x25	150	48.5	4	22	52-72	ZTGD0404-MG		
QFGD2525R/L13-64L	25x25	150	39.5	4	13	64-100	ZTGD0404-MG		
QFGD2525R/L22-64L	25x25	150	48.5	4	22	64-100	ZTGD0404-MG		
QFGD2525R/L13-90L	25x25	150	39.5	4	13	90-140	ZTGD0404-MG		
QFGD2525R/L22-90L	25x25	150	48.5	4	22	90-140	ZTGD0404-MG		
QFGD2525R/L13-130L	25x25	150	39.5	4	13	130-230	ZTGD0404-MG		
QFGD2525R/L22-130L	25x25	150	48.5	4	22	130-230	ZTGD0404-MG		
QFHD2525R/L13-58L	25x25	150	39.5	5	13	58-96	ZTHD0504-MG		
QFHD2525R/L22-58L	25x25	150	48.5	5	22	58-96	ZTHD0504-MG		
QFHD2525R/L13-86L	25x25	150	39.5	5	13	86-140	ZTHD0504-MG		
QFHD2525R/L22-86L	25x25	150	48.5	5	22	86-140	ZTHD0504-MG		
QFHD2525R/L13-130L	25x25	150	39.5	5	13	130-200	ZTHD0504-MG		
QFHD2525R/L22-130L	25x25	150	48.5	5	22	130-200	ZTHD0504-MG		
QFHD2525R/L13-185L	25x25	150	39.5	5	13	185-400	ZTHD0504-MG		
QFHD2525R/L22-185L	25x25	150	48.5	5	22	185-400	ZTHD0504-MG		
QFHS2525R/L30-185L	25x25	150	56.5	5	30	185-400	ZTHS0504-MG		
QFKD2525R/L13-60L	25x25	150	39.5	6	13	60-100	ZTKD0608-MG		
QFKD2525R/L22-60L	25x25	150	48.5	6	22	60-100	ZTKD0608-MG		
QFKD2525R/L13-88L	25x25	150	39.5	6	13	88-180	ZTKD0608-MG		
QFKD2525R/L22-88L	25x25	150	48.5	6	22	88-180	ZTKD0608-MG		
QFKD2525R/L13-160L	25x25	150	39.5	6	13	160-400	ZTKD0608-MG		
QFKD2525R/L22-160L	25x25	150	48.5	6	22	160-400	ZTKD0608-MG		
QFKS2525R/L30-160L	25x25	150	56.5	6	30	160-400	ZTKS0608-MG		

# 车削刀具 | TURNING TOOLS



切断切槽刀 Parting and grooving toolholders

## QF□D-RR



下刀直径范围

Type 型号	基本尺寸 Dimension(mm)						适用刀片 Applicable inserts	螺钉 Screw	扳手 Wrench
	HxB	L	S	W	a <sub>r</sub>	ØD (min-Max)			
QFFD2525RR10-48H	25x25	150	26	3	10	48-66	ZTFD0303-MG	M6 x 20	S5
QFFD2525RR17-48H	25x25	150	26	3	17	48-66	ZTFD0303-MG		
QFFD2525RR10-60H	25x25	150	26	3	10	60-80	ZTFD0303-MG		
QFFD2525RR17-60H	25x25	150	26	3	17	60-80	ZTFD0303-MG		
QFFD2525RR10-74H	25x25	150	26	3	10	74-110	ZTFD0303-MG		
QFFD2525RR17-74H	25x25	150	26	3	17	74-110	ZTFD0303-MG		
QFFD2525RR10-100H	25x25	150	26	3	10	100-150	ZTFD0303-MG		
QFFD2525RR17-100H	25x25	150	26	3	17	100-150	ZTFD0303-MG		
QFGD2525RR13-52H	25x25	150	26	4	13	52-72	ZTGD0404-MG		
QFGD2525RR 22-52H	25x25	150	26	4	22	52-72	ZTGD0404-MG		
QFGD2525RR13-64H	25x25	150	26	4	13	64-100	ZTGD0404-MG		
QFGD2525RR 22-64H	25x25	150	26	4	22	64-100	ZTGD0404-MG		
QFGD2525RR13-90H	25x25	150	26	4	13	90-140	ZTGD0404-MG		
QFGD2525RR 22-90H	25x25	150	26	4	22	90-140	ZTGD0404-MG		
QFGD2525RR13-130H	25x25	150	26	4	13	130-230	ZTGD0404-MG		
QFGD2525RR22-130H	25x25	150	26	4	22	130-230	ZTGD0404-MG		
QFHD2525RR13-58H	25x25	150	26	5	13	58-96	ZTHD0504-MG		
QFHD2525RR 22-58H	25x25	150	26	5	22	58-96	ZTHD0504-MG		
QFHD2525RR 13-86H	25x25	150	26	5	13	86-140	ZTHD0504-MG		
QFHD2525RR 22-86H	25x25	150	26	5	22	86-140	ZTHD0504-MG		
QFHD2525RR 13-130H	25x25	150	26	5	13	130-200	ZTHD0504-MG		
QFHD2525RR 22-130H	25x25	150	26	5	22	130-200	ZTHD0504-MG		
QFHD2525RR 13-185H	25x25	150	26	5	13	185-400	ZTHD0504-MG		
QFHD2525RR 22-185H	25x25	150	26	5	22	185-400	ZTHD0504-MG		
QFHS2525RR 30-185H	25x25	150	26	5	30	185-400	ZTHS0504-MG		
QFKD2525RR 13-60H	25x25	150	26	6	13	60-100	ZTKD0608-MG		
QFKD2525RR22-60H	25x25	150	26	6	22	60-100	ZTKD0608-MG		
QFKD2525RR 13-88H	25x25	150	26	6	13	88-180	ZTKD0608-MG		
QFKD2525RR 22-88H	25x25	150	26	6	22	88-180	ZTKD0608-MG		
QFKD2525RR 13-160H	25x25	150	26	6	13	160-400	ZTKD0608-MG		
QFKD2525RR 22-160H	25x25	150	26	6	22	160-400	ZTKD0608-MG		
QFKS2525RR 30-160H	25x25	150	26	6	30	160-400	ZTKS0608-MG		

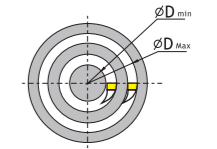
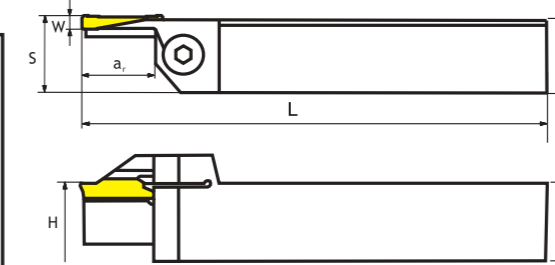
了解具体库存情况请致电厂家 详情请登陆网站www.hnsant.com

# 车削刀具 | TURNING TOOLS



Parting and grooving toolholders 切断切槽刀

## QF□D-LL

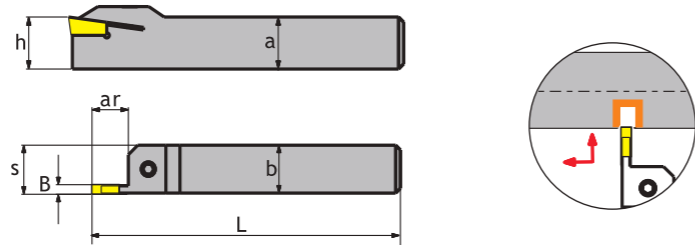



下刀直径范围

Type 型号	基本尺寸 Dimension(mm)						适用刀片 Applicable inserts	螺钉 Screw	扳手 Wrench
	HxB	L	S	W	a <sub>r</sub>	ØD (min-Max)			
QFFD2525LL10-48H	25x25	150	26	3	10	48-66	ZTFD0303-MG	M6 x 20	S5
QFFD2525LL17-48H	25x25	150	26	3	17	48-66	ZTFD0303-MG		
QFFD2525LL10-60H	25x25	150	26	3	10	60-80	ZTFD0303-MG		
QFFD2525LL17-60H	25x25	150	26	3	17	60-80	ZTFD0303-MG		
QFFD2525LL10-74H	25x25	150	26	3	10	74-110	ZTFD0303-MG		
QFFD2525LL17-74H	25x25	150	26	3	17	74-110	ZTFD0303-MG		
QFFD2525LL10-100H	25x25	150	26	3	10	100-150	ZTFD0303-MG		
QFFD2525LL17-100H	25x25	150	26	3	17	100-150	ZTFD0303-MG		
QFGD2525LL13-52H	25x25	150	26	4	13	52-72	ZTGD0404-MG		
QFGD2525LL 22-52H	25x25	150	26	4	22	52-72	ZTGD0404-MG		
QFGD2525LL13-64H	25x25	150	26	4	13	64-100	ZTGD0404-MG		
QFGD2525LL 22-64H	25x25	150	26	4	22	64-100	ZTGD0404-MG		
QFGD2525LL13-90H	25x25	150	26	4	13	90-140	ZTGD0404-MG		
QFGD2525LL 22-90H	25x25	150	26	4	22	90-140	ZTGD0404-MG		
QFGD2525LL13-130H	25x25	150	26	4	13	130-230	ZTGD0404-MG		
QFGD2525LL22-130H	25x25	150	26	4	22	130-230	ZTGD0404-MG		
QFHD2525LL13-58H	25x25	150	26	5	13	58-96	ZTHD0504-MG		
QFHD2525LL 22-58H	25x25	150	26	5	22	58-96	ZTHD0504-MG		
QFHD2525LL 13-86H	25x25	150	26	5	13	86-140	ZTHD0504-MG		
QFHD2525LL 22-86H	25x25	150	26	5	22	86-140	ZTHD0504-MG		
QFHD2525LL 13-130H	25x25	150	26	5	13	130-200	ZTHD0504-MG		
QFHD2525LL22-130H	25x25	150	26	5	22	130-200	ZTHD0504-MG		
QFHD2525LL13-185H	25x25	150	26	5	13	185-400	ZTHD0504-MG		
QFHD2525LL22-185H	25x25	150	26	5	22	185-400	ZTHD0504-MG		
QFHS2525LL30-185H	25x25	150	26	5	30	185-400	ZTHS0504-MG		
QFKD2525LL 13-60H	25x25	150	26	6	13	60-100	ZTKD0608-MG		
QFKD2525LL22-60H	25x25	150	26	6	22	60-100	ZTKD0608-MG		
QFKD2525LL13-88H	25x25	150	26	6	13	88-180	ZTKD0608-MG		
QFKD2525LL 22-88H	25x25	150	26	6	22	88-180	ZTKD0608-MG		
QFKD2525LL 13-160H	25x25	150	26	6	13	160-400	ZTKD0608-MG		
QFKD2525LL 22-160H	25x25	150	26	6	22	160-400	ZTKD0608-MG		
QFKS2525LL 30-160H	25x25	150	26	6	30	160-400	ZTKS0608-MG		

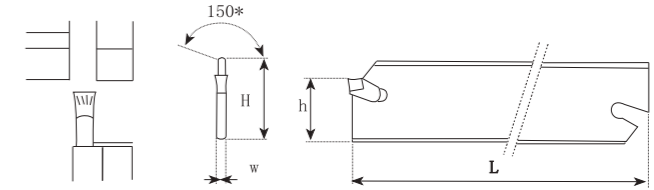
了解具体库存情况请致电厂家 详情请登陆网站www.hnsant.com

ZQ



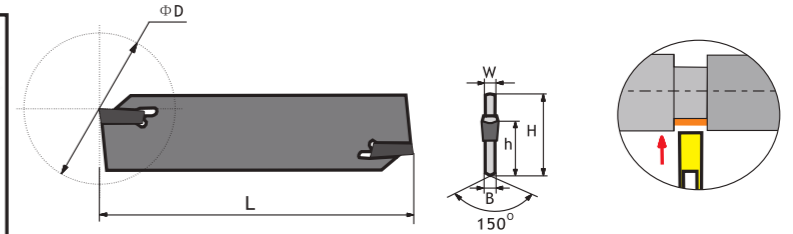

Type 型号	Dimension(mm) 基本尺寸							Applicable Inserts 使用的刀片	Screw 螺钉	Wrench 扳手	
	Stock 库存	h	b	L	S	B	a <sub>r,max</sub>				
ZQ	1616R03		16	16	100	16.4	3	16	ZQMX3N11-IE	M5x17	S4
	1616R04		16	16	100	16.4	4	18	ZQMX4N11-IE		
	2020R03		20	20	125	20.4	3	20	ZQMX3N11-IE		
	2020R04		20	20	125	20.4	4	20	ZQMX4N11-IE	M6x20	S5
	2525R03		25	25	150	25.4	3	20	ZQMX3N11-IE		
	2525R04		25	25	150	25.4	4	20	ZQMX4N11-IE		
	2525R05		25	25	150	25.4	5	25	ZQMX5N11-IE	M6x22	S5
	2525R06		25	25	150	25.7	6	32	ZQMX6N11-IE		
	3225R03		32	25	170	25.4	3	25	ZQMX3N11-IE		
	3225R04		32	25	170	25.4	4	25	ZQMX4N11-IE	M6x22	S5
	3225R05		32	25	170	25.4	5	25	ZQMX5N11-IE		
	3225R06		32	25	170	25.7	6	32	ZQMX6N11-IE		
ZQ	1616L03		16	16	100	16.4	3	16	ZQMX3N11-IE	M5x17	S4
	1616L04		16	16	100	16.4	4	16	ZQMX4N11-IE		
	2020L03		20	20	125	20.4	3	20	ZQMX3N11-IE		
	2020L04		20	20	125	20.4	4	20	ZQMX4N11-IE	M6x20	S5
	2525L03		25	25	150	25.4	3	20	ZQMX3N11-IE		
	2525L04		25	25	150	25.4	4	20	ZQMX4N11-IE		
	2525L05		25	25	150	25.4	5	25	ZQMX5N11-IE	M6x22	S5
	2525L06		25	25	150	25.7	6	32	ZQMX6N11-IE		
	3225L03		32	25	170	25.4	3	25	ZQMX3N11-IE		
	3225L04		32	25	170	25.4	4	25	ZQMX4N11-IE	M6x22	S5
	3225L05		32	25	170	25.4	5	25	ZQMX5N11-IE		
	3225L06		32	25	170	25.7	6	32	ZQMX6N11-IE		

外圆切断的刀板 External Parting Blade



参考 注释	刀杆形状	适用条件				适用刀片	
		切断					
型号	库存	H	W	L	h		
SPB	326-S		26	2.4	110	21.6	ZQMX3N11-IE
	426-S		26	3.2	110	21.6	ZQMX4N11-IE
	526-S		26	4.0	110	21.6	ZQMX5N11-IE
	626-S		26	5.2	110	21.6	ZQMX6N11-IE
	332-S		32	2.4	150	25	ZQMX3N11-IE
	432-S		32	3.2	150	25	ZQMX4N11-IE
	532-S		32	4.0	150	25	ZQMX5N11-IE
	632-S		32	5.2	150	25	ZQMX6N11-IE

SPB系列刀板需要配套SANT圣达公司PHS系列刀座 SPB parting blade is matching with PHS parting blade holder from SANT.

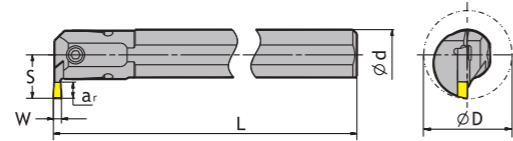


Type 型号	Dimension(mm) 基本尺寸							Applicable Inserts 使用的刀片	Wrench 配套扳手
	Stock 库存	L	H	h	B	W	ΦD <sub>max</sub>		
QEE S26N		110	26	19	2	2.5	60	ZPES02502-MG	QS5
QEFS26N		110	26	19	2.4	3	60	ZPFS0302-MG	QS5
QEGS26N		110	26	19	3.2	4	70	ZPGS0402-MG	QS5
QEHS26N		110	26	19	4	5	70	ZPHS0503-MG	QS5
QEKS26N		110	26	19	5	6	70	ZPKS0604-MG	QS5
QEE S32N		150	32	24.6	2	2.5	100	ZPES02502-MG	QS5
QEFS32N		150	32	24.6	2.4	3	100	ZPFS0302-MG	QS5
QEGS32N		150	32	24.6	3.2	4	120	ZPGS0402-MG	QS5
QEHS32N		150	32	24.6	4	5	120	ZPHS0503-MG	QS5
QEKS32N		150	32	24.6	5	6	120	ZPKS0604-MG	QS5

QE□S系列刀板需要配套SANT圣达公司QZS系列刀座 QE□S parting blade is matching with QZS parting blade holder from SANT.

内圆切槽及车削刀具

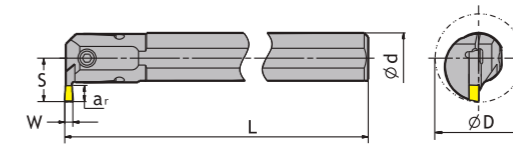
Internal Grooving and Turning Tools



Type 型号	基本尺寸 Dimension(mm)						适用刀片 Applicable Inserts	螺钉 Screw	扳手 Wrench
	∅d	L	S	W	最大切深 a <sub>r,max</sub>	∅D (最小加工直径)			
C20Q-QEDR/L 05-27	20	180	15.2	2.5	5	27	ZTED*****	M4 × 14	S3
C25R-QEDR/L 07-33	25	200	20.3	2.5	7	33		M5 × 17	S4
C32S-QEDR/L 09-42	32	250	25.3	2.5	9	42	ZRED*****	M4 × 14	S3
C20Q-QFDR/L 05-27	20	180	15.2	3	5	27	ZTFD*****		S4
C25R-QFDR/L 07-33	25	200	20.3	3	7	33	ZRFD*****	M5 × 17	S4
C32S-QFDR/L 09-42	32	250	25.3	3	9	42	ZRGD*****	M5 × 17	S4
C25R-QGDR/L 08-35	25	200	21.5	4	8	35	ZTGD*****		S4
C32S-QGDR/L 11-44	32	250	27.5	4	11	44	ZRHD*****	M6 × 20	S5
C40T-QGDR/L 13-54	40	300	33.5	4	13	54	ZTHD*****		S4
C25R-QHDR/L 08-35	25	200	21.5	5	8	35	ZRHD*****	M6 × 20	S5
C32S-QHDR/L 11-44	32	250	27.5	5	11	44	ZTKD*****		S4
C40T-QHDR/L 13-54	40	300	33.5	5	13	54	ZRHD*****	M5 × 17	S4
C25R-QKDR/L 08-35	25	200	21.5	6	8	35	ZTKD*****		S4
C32S-QKDR/L 11-44	32	250	27.5	6	11	44	ZRHD*****	M6 × 20	S5
C40T-QKDR/L 13-54	40	300	33.5	6	13	54	ZRHD*****		S4
C50T-QKDR/L13-64	50	300	38.1	6	14	64	ZRHD*****	M6 × 20	S5

内圆切槽及车削刀具

Internal Grooving and Turning Tools



Type 型号	基本尺寸 Dimension(mm)						刀片 Inserts	螺钉 Screw	扳手 Wrench
	∅d	L	S	W	最大切深 a <sub>r,max</sub>	∅D			
MGIVR/L	2016-1.5	16	180	11.3	1.5	3	MGMN150-M	M4 × 14	S3
	2520-1.5	20	180	13.1	1.5	4	MGMN150-M	M5 × 17	S4
	2925-1.5	25	200	16.2	1.5	4	MGMN150-M	M5 × 17	S4
	2016-2	16	125	12.4	2	3	MGMN200-M	M4 × 14	S3
	2520-2	20	125	14	2	5	MGMN200-M	M5 × 17	S4
	2925-2	25	200	17.2	2	5	MGMN200-M	M5 × 17	S4
	2016-2.5	16	125	12.5	2.5	6	MGMN250-M	M4 × 14	S3
	2520-2.5	20	180	15.1	2.5	6	MGMN250-M	M5 × 17	S4
	2925-2.5	25	200	18.2	2.5	6	MGMN250-M	M5 × 17	S4
	2520-3	20	180	15.6	3	6	MGMN300-M	M5 × 17	S4
	3125-3	25	200	18.9	3	5	MGMN300-M	M5 × 17	S4
	3732-3	32	250	21.5	3	6	MGMN300-M	M5 × 20	S4
	2520-4	20	180	15.6	4	6	MGMN400-M	M5 × 17	S4
	3125-4	25	200	18.9	4	6	MGMN400-M	M5 × 17	S4
	3732-4	32	250	21.5	4	6	MGMN400-M	M5 × 20	S4
	3125-5	25	200	19.1	5	8	MGMN500-M	M6 × 20	S5
	3732-5	32	250	21.5	5	8	MGMN500-M		
	3125-6	25	200	19.4	6	8	MGMN600-M		
	3732-6	32	250	21.5	6	8	MGMN600-M		
	3732-8	32	250	23.2	8	10	MGMN800-M		
4540-8	40	300	27.2	8	10	MGMN800-M			
3125-6A	25	200	19.4	6	8	MGMN600-M			
3732-6A	32	250	21.5	6	8	MGMN600-M			
3732-8A	32	250	23.4	8	10	MGMN800-M			
4540-8A	40	300	27.2	8	10	MGMN800-M			

★ 可安装切断、切槽、车削、仿形刀片。(配套韩国克洛依刀片) Note:The insert is Korloy brand.  
Parting, grooving, turning, profiling inserts are adaptable to the tools.

★ 小松鼠系列槽刀刀片选择 Matching Insert

型号 Type	SD2136	SD2336	SD4326	SD4226	SD4236	SD5346	SD5236	SD5450	SD5440	SD5146	基本尺寸(mm) Dimension		
											W	R	最大切深 La max
ZTED02503-MG	●	●	●				●	○			2.5	0.3	17
ZTFD0303-MG	●	●	●				●	○			3	0.3	17
ZTHD0404-MG	●	●	●				●	○			4	0.4	22
ZTHD0504-MG	●	●	●				●	○			5	0.4	22
ZTKD0608-MG	●	●	●				●	○			6	0.8	22
ZTHS0504-MG	○	○	○								5	0.4	-
ZTKS0608-MG	○	○	○								6	0.8	-
<b>P</b> 钢	■	■					■	■					
<b>M</b> 不锈钢	□	■											
<b>K</b> 铸铁		■	■										
<b>N</b> 有色金属													
<b>S</b> 耐热合金、钛合金		■											
<b>H</b> 淬硬材料													

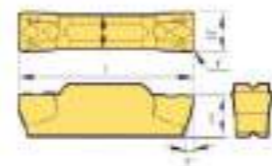
● 常备库存 Unallocated stock ○ 可备库存 Available stock ■ 推荐应用 Main application □ 拓展应用 Extended application



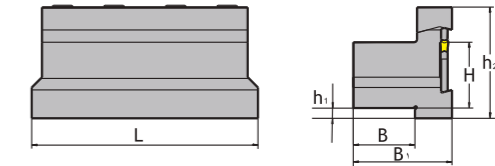
★ 克洛伊系列槽刀刀片选择 Matching Insert

型号 Type	SD2136	SD2336	SD4326	SD4226	SD4236	SD5346	SD5236	SD5450	SD5440	SD5146	基本尺寸(mm) Dimension				
											b	r	l	d	t
MGMN200-M	●	●	●				●	○			2	0.2	16	1.2	3.5
MGMN250-M	●	●	●				●	○			2.5	0.2	18.5	2	3.85
MGMN300-M	●	●	●				●	○			3	0.4	21	2.35	4.8
MGMN400-M	●	●	●				●	○			4	0.4	21	3.3	4.8
MGMN500-M	●	●	●				●	○			5	0.8	26	4.1	5.8
MGMN600-M	●	●	●				●	○			6	0.8	26	5	5.8
<b>P</b> 钢	■	■					■	■							
<b>M</b> 不锈钢	□	■													
<b>K</b> 铸铁		■	■												
<b>N</b> 有色金属															
<b>S</b> 耐热合金、钛合金		■													
<b>H</b> 淬硬材料															

● 常备库存 Unallocated stock ○ 可备库存 Available stock ■ 推荐应用 Main application □ 拓展应用 Extended application



用于外圆切断刀板的刀座 Parting Blade Holders



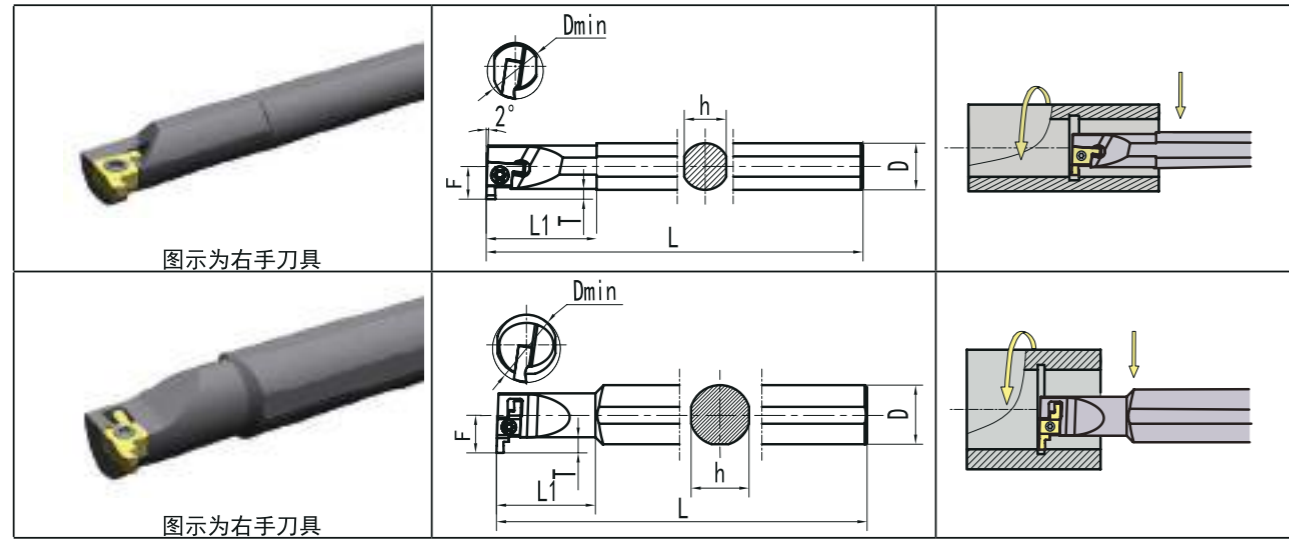
Type 型号	基本尺寸 Dimension(mm)						上压板 clamp	螺钉 Screw	扳手 Wrench
	L	H	h1	h2	B	B1			
PHS2026	86	20	10	46.6	19	38	PHS26	M6 × 20	S5
PHS2526	86	25	5	46.6	23	42			
PHS3226	86	32	3	51.6	30	48			
PHS2032	110	20	13	50	19	38			
PHS2532	110	25	8	50	23	42			
PHS3232	110	32	5	54	30	48			
PHS32									

此刀座用于SPB系列刀板 This parting blade holder is for SPB parting blades.

数控车削刀具加工示意图



S I G E 内孔切槽刀杆 Internal Grooving and Turning Tools



刀杆型号 Toolholder Type	刀片型号 Insert Type	最小加工直径 Dmin	尺寸 Dimensions (mm)						刀片螺钉 Insert Screw	扳手 Torx Key	
			T	L1	D	F	h	L			
SIGER	0808A	GER**-A GER**-AR	8	1.5	20	8	4.8	7.2	100	L60M2. 2x5	T06
	1010B	GER**-B GER**-BR	10	2.2	25	10	6.2	9	125	L60M2. 5*7	T08
	1210B				30	10	7	9	125		
	1412C	GER**-C GER**-CR	14	2.5	33	12	8	11.4	150	L60M2. 5*7	T08
	1612C				20	12	8.5	11.4	150		
	1616C				36	16	9	15	160		
	2020D	GER**-D GER**-DR	20	4.5	40	20	12.1	19	180	L60M3*8	T10
	2525D				45	25	12.3	24	200		
	2525E	GER**-E GER**-ER	25	6.5	45	25	15.6	24	200	L60M4*8. 5	T15
	3232E				55	32	19	30.4	220		
4032E	-				32	23	30.4	250			
SIGEL	0808A	GEL**-A GEL**-AR	8	1.5	20	8	4.8	7.2	100	L60M2. 2x5	T06
	1010B	GEL**-B GEL**-BR	10	2.2	25	10	6.2	9	125	L60M2. 5*7	T08
	1210B				30	10	7	9	125		
	1412C	GEL**-C GEL**-CR	14	2.5	33	12	8	11.4	150	L60M2. 5*7	T08
	1612C				20	12	8.5	11.4	150		
	1616C				36	16	9	15	160		
	2020D	GEL**-D GEL**-DR	20	4.5	40	20	12.1	19	180	L60M3*8	T10
	2525D				45	25	12.3	24	200		
	2525E	GEL**-E GEL**-ER	25	6.5	45	25	15.6	24	200	L60M4*8. 5	T15
	3232E				55	32	19	30.4	220		
	4032E				-	32	23	30.4	250		

G E R 系列内孔切槽刀片 Internal Grooving and Turning Tools

型号 Model	A (mm)	L (mm)	T (mm)	d (mm)	推荐		材料推荐		A、B系列刀片式样	
					☺ 优先推荐 Good recommendation	☹ 一般推荐 General recommendation	材料推荐 material recommended	☺ 推荐		
GER**-A	6.69	6.5	2.58	2.5	☺	☹	钢件 P	☺	<p>A、B系列刀片式样</p>	
GER**-B	8.46	8.2	3.18	2.7	☺	☹	不锈钢 M	☺		
GER**-C	5.8	11.48	4.05	2.8	☺	☹	铸铁 K	☺		
GER**-D	6.8	16.44	5.05	3.4	☺	☹	有色金属 N	☺		
GER**-E	9.54	21.66	5.55	4.4	☺	☹		☺		
刀片 Insert	右手刀片 Right hand		左手刀片 Left hand		槽宽 W	切深 B	圆弧 r	PM125 R L	DK110 R L	配套刀杆 Toolholders
	GER050-A	GEL050-A	0.5	1.2	0.05	●	○	○	○	右手刀片配右刀杆 SIGER0808A
	GER060-A	GEL060-A	0.6	1.2	0.05	●	○	○	○	
	GER070-A	GEL070-A	0.7	1.2	0.05	●	○	○	○	
	GER080-A	GEL080-A	0.8	1.2	0.05	●	○	○	○	
	GER100-A	GEL100-A	1.0	1.5	0.05	●	○	○	○	
	GER120-A	GEL120-A	1.2	1.5	0.05	●	○	○	○	
	GER125-A	GEL125-A	1.25	1.5	0.05	●	○	○	○	
	GER140-A	GEL140-A	1.4	1.5	0.1	●	○	○	○	
	GER150-A	GEL150-A	1.5	1.5	0.1	●	○	○	○	
	GER180-A	GEL180-A	1.8	1.5	0.1	●	○	○	○	
	GER200-A	GEL200-A	2.0	1.5	0.1	●	○	○	○	右手刀片配右刀杆 SIGER1010B SIGER1210B
	GER080-B	GEL080-B	0.8	1.8	0.05	●	○	○	○	
	GER100-B	GEL100-B	1.0	2.2	0.05	●	○	○	○	
	GER120-B	GEL120-B	1.2	2.2	0.05	●	○	○	○	
	GER125-B	GEL125-B	1.25	2.2	0.05	●	○	○	○	
	GER130-B	GEL130-B	1.3	2.2	0.1	●	○	○	○	
	GER145-B	GEL145-B	1.45	2.2	0.1	●	○	○	○	
	GER150-B	GEL150-B	1.5	2.2	0.1	●	○	○	○	
	GER180-B	GEL180-B	1.8	2.2	0.1	●	○	○	○	
	GER200-B	GEL200-B	2.0	2.2	0.1	●	○	○	○	
	GER225-B	GEL225-B	2.25	2.2	0.1	●	○	○	○	右手刀片配右刀杆 SIGER1412C SIGER1612C SIGER1616C
	GER250-B	GEL250-B	2.5	2.2	0.1	●	○	○	○	
	GER280-B	GEL280-B	2.8	2.2	0.2	●	○	○	○	
	GER300-B	GEL300-B	3.0	2.2	0.2	●	○	○	○	
	GER100-C	GEL100-C	1.0	2.5	0.05	●	○	○	○	
	GER120-C	GEL120-C	1.2	2.5	0.05	●	○	○	○	
	GER125-C	GEL125-C	1.25	2.5	0.05	●	○	○	○	
	GER140-C	GEL140-C	1.4	2.5	0.1	●	○	○	○	
	GER145-C	GEL145-C	1.45	2.5	0.1	●	○	○	○	
	GER150-C	GEL150-C	1.5	2.5	0.1	●	○	○	○	
	GER160-C	GEL160-C	1.6	2.5	0.1	●	○	○	○	
	GER170-C	GEL170-C	1.7	2.5	0.1	●	○	○	○	
	GER185-C	GEL185-C	1.85	2.5	0.1	●	○	○	○	
	GER195-C	GEL195-C	1.95	2.5	0.1	●	○	○	○	
	GER200-C	GEL200-C	2.0	2.5	0.1	●	○	○	○	
GER225-C	GEL225-C	2.25	2.5	0.1	●	○	○	○		
GER250-C	GEL250-C	2.5	2.5	0.2	●	○	○	○		
GER275-C	GEL275-C	2.75	2.5	0.2	●	○	○	○		
GER280-C	GEL280-C	2.8	2.5	0.2	●	○	○	○		
GER300-C	GEL300-C	3.0	2.5	0.2	●	○	○	○		
GER320-C	GEL320-C	3.2	2.5	0.2	●	○	○	○		
GER350-C	GEL350-C	3.5	2.5	0.2	●	○	○	○		

G E R系列内孔切槽刀片 Internal Grooving and Turning Tools

型号 Model	A (mm)	L (mm)	T (mm)	d (mm)	☺ 优先推荐 Good recommendation	☹ 一般推荐 General recommendation	材质推荐 material recommended		C、D、E系列刀片式样	
GER**A	6.69	6.5	2.58	2.5	☺	☹	钢件 P	☺	<p>C、D、E系列刀片式样</p>	
GER**B	8.46	8.2	3.18	2.7	☺	☹	不锈钢 M	☺		
GER**C	5.8	11.48	4.05	2.8	☺	☹	铸铁 K	☹		
GER**D	6.8	16.44	5.05	3.4	☺	☹	有色金属 N	☺		
GER**E	9.54	21.66	5.55	4.4	☺	☹				

刀片 Insert	右手刀片 Right hand	左手刀片 Left hand	槽宽		圆弧	PM125		DK110		配套刀杆 Toolholders
			W	B		R	L	R	L	
	GER100-D	GEL100-D	1.0	2.5	0.05	●	○	○	○	右手刀片配右刀杆 SIGER2020D SIGER2525D
	GER120-D	GEL120-D	1.2	2.5	0.05	●	○	○	○	
	GER125-D	GEL125-D	1.25	2.5	0.05	●	○	○	○	
	GER140-D	GEL140-D	1.4	2.5	0.05	●	○	○	○	
	GER145-D	GEL145-D	1.45	2.5	0.1	●	○	○	○	
	GER150-D	GEL150-D	1.5	3.0	0.1	●	○	○	○	
	GER170-D	GEL170-D	1.7	3.0	0.1	●	○	○	○	
	GER185-D	GEL185-D	1.85	3.0	0.1	●	○	○	○	
	GER195-D	GEL195-D	1.95	3.0	0.1	●	○	○	○	
	GER200-D	GEL200-D	2.0	3.6	0.1	●	○	○	○	
	GER225-D	GEL225-D	2.25	3.6	0.1	●	○	○	○	
	GER230-D	GEL230-D	2.3	3.6	0.2	●	○	○	○	
	GER250-D	GEL250-D	2.5	3.6	0.2	●	○	○	○	
	GER275-D	GEL275-D	2.75	3.6	0.2	●	○	○	○	
	GER280-D	GEL280-D	2.8	4.5	0.2	●	○	○	○	
	GER300-D	GEL300-D	3.0	4.5	0.2	●	○	○	○	
	GER320-D	GEL320-D	3.2	4.5	0.2	●	○	○	○	
	GER350-D	GEL350-D	3.5	4.5	0.2	●	○	○	○	
	GER400-D	GEL400-D	4.0	4.5	0.2	●	○	○	○	
		GER100-E	GEL100-E	1.0	3.0	0.05	●	○	○	○
GER150-E		GEL150-E	1.5	3.5	0.1	●	○	○	○	
GER170-E		GEL170-E	1.7	3.5	0.1	●	○	○	○	
GER185-E		GEL185-E	1.85	3.5	0.1	●	○	○	○	
GER195-E		GEL195-E	1.95	3.5	0.1	●	○	○	○	
GER200-E		GEL200-E	2.0	3.8	0.1	●	○	○	○	
GER225-E		GEL225-E	2.25	3.8	0.1	●	○	○	○	
GER230-E		GEL230-E	2.3	3.8	0.2	●	○	○	○	
GER250-E		GEL250-E	2.5	4.5	0.2	●	○	○	○	
GER275-E		GEL275-E	2.75	4.5	0.2	●	○	○	○	
GER280-E		GEL280-E	2.8	4.5	0.2	●	○	○	○	
GER300-E		GEL300-E	3.0	4.5	0.2	●	○	○	○	
GER330-E		GEL330-E	3.3	4.5	0.2	●	○	○	○	
GER350-E		GEL350-E	3.5	5.5	0.2	●	○	○	○	
GER400-E		GEL400-E	4.0	5.5	0.2	●	○	○	○	
GER430-E	GEL430-E	4.3	5.5	0.2	●	○	○	○		
GER450-E	GEL450-E	4.5	6.5	0.2	●	○	○	○		
GER460-E	GEL460-E	4.6	6.5	0.2	●	○	○	○		
GER500-E	GEL500-E	5.0	6.5	0.2	●	○	○	○		

● 常备库存 (主推) Standing stock ○ 非常备库存 Extraordinary stock

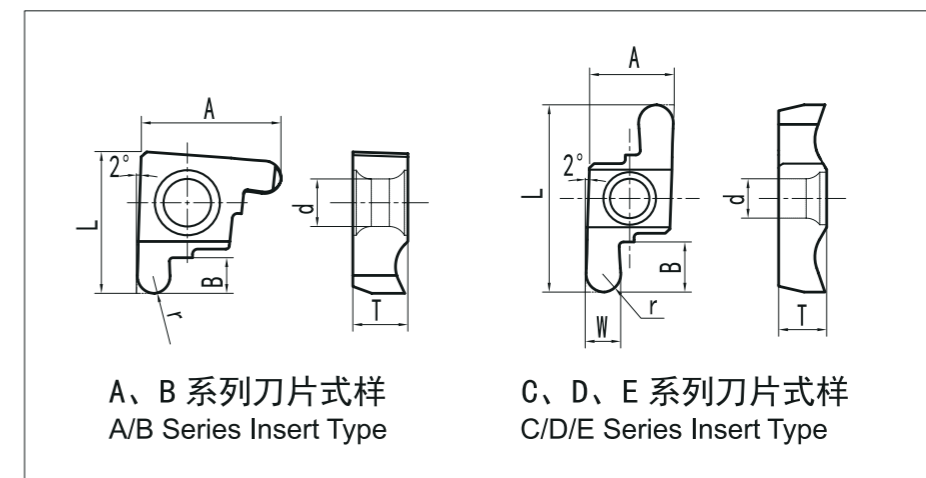
G E R系列内孔切槽刀片 Internal Grooving and Turning Tools

型号 Model	A (mm)	L (mm)	T (mm)	d (mm)	☺ 优先推荐 Good recommendation	☹ 一般推荐 General recommendation	材质推荐 material recommended		图片式样见下图 See the following two pictures	
GER**A	6.69	6.5	2.58	2.5	☺	☹	钢件 P	☺	<p>图片式样见下图 See the following two pictures</p>	
GER**B	8.46	8.2	3.18	2.7	☺	☹	不锈钢 M	☺		
GER**C	5.8	11.48	4.05	2.8	☺	☹	铸铁 K	☹		
GER**D	6.8	16.44	5.05	3.4	☺	☹	有色金属 N	☺		
GER**E	9.54	21.66	5.55	4.4	☺	☹				

刀片 Insert	右手刀片 Right hand	左手刀片 Left hand	槽宽		圆弧	PM125		DK110		配套刀杆 Toolholders		
			W	B		R	L	R	L			
	GER100-050AR	GEL100-050AR	1.0	1.5	0.5	●	○	○	○	右手刀片配右刀杆 SIGER0808A		
	GER150-075AR	GEL150-075AR	1.5	1.5	0.75	●	○	○	○			
	GER200-100AR	GEL200-100AR	2.0	1.5	1	●	○	○	○			
		GER100-050BR	GEL100-050BR	1.0	2.2	0.5	●	○	○	○	右手刀片配右刀杆 SIGER1010B SIGER1210B	
		GER150-075BR	GEL150-075BR	1.5	2.2	0.75	●	○	○	○		
		GER200-100BR	GEL200-100BR	2.0	2.2	1	●	○	○	○		
		GER250-125BR	GEL250-125BR	2.5	2.2	1.25	●	○	○	○		
		GER300-150BR	GEL300-150BR	3.0	2.2	1.5	●	○	○	○		
			GER100-050CR	GEL100-050CR	1.0	2.5	0.5	●	○	○	○	右手刀片配右刀杆 SIGER1412C SIGER1612C SIGER1616C
			GER150-075CR	GEL150-075CR	1.5	2.5	0.75	●	○	○	○	
GER200-100CR			GEL200-100CR	2.0	2.5	1	●	○	○	○		
			GER250-125CR	GEL250-125CR	2.5	2.5	1.25	●	○	○	○	右手刀片配右刀杆 SIGER2020D SIGER2525D
			GER300-150CR	GEL300-150CR	3.0	2.5	1.5	●	○	○	○	
	GER150-075DR		GEL150-075DR	1.5	3.2	0.75	●	○	○	○		
	GER200-100DR		GEL200-100DR	2.0	3.2	1	●	○	○	○		
	GER250-125DR		GEL250-125DR	2.5	4.5	1.25	●	○	○	○		
	GER300-150DR		GEL300-150DR	3.0	4.5	1.5	●	○	○	○		
	GER250-125ER		GEL250-125ER	2.5	5.5	1.25	●	○	○	○		
	GER300-150ER	GEL300-150ER	3.0	5.5	1.5	●	○	○	○	右手刀片配右刀杆 SIGER2525E SIGER3232E SIGER4032E		
	GER350-175ER	GEL350-175ER	3.5	5.5	1.75	●	○	○	○			
	GER400-200ER	GEL400-200ER	4.0	6.5	2	●	○	○	○			
	GER450-225ER	GEL450-225ER	4.5	6.5	2.25	●	○	○	○			
	GER500-250ER	GEL500-250ER	5.0	6.5	2.5	●	○	○	○			

● 常备库存 (主推) Standing stock ○ 非常备库存 Extraordinary stock



# 目录 (二)

## CONTENTS

### 可转位铣削刀具 页码提示

可转位铣削刀具一览表 **P104~P108**  
INDEXABLE MILLING TOOLS OVERVIEW

可转位铣削刀具命名规则 **P109~P110**  
INDEXABLE MILLING TOOLS CODE KEY

可转位铣削刀片命名规则 **P111~P112**  
INDEXABLE MILLING INSERTS CODE KEY

可转位铣削刀具系列 **P113~P236**  
INDEXABLE MILLING TOOLS

面铣刀系列 **P113~P164**  
FACE MILLING TOOLS

方肩台阶铣刀系列 **P165~P186**  
S SQUARE-SHOULDER MILLING TOOLS

仿形铣刀系列 **P187~P193**  
PROFILE MILLING TOOLS

三面刃铣刀系列 **P194~P214**  
SIDE AND FACE MILLING TOOLS

倒角铣刀系列 **P215~P217**  
CHAMFER MILLING TOOLS

特殊铣刀 (大进给) 系列 **P218~P229**  
HIGH FEED MILLING CUTTER

螺旋立铣刀系列 **P230~P231**  
HELICAL END FACE MILLING TOOLS

立铣刀/壳形铣刀 **P232~P236**  
END MILL/ FACE MILL

# 目录 (三)

## CONTENTS

### 孔加工刀具 页码提示

可转位浅孔钻系列 **P237~P252**  
INDEXABLE U DRILL

镗削刀具系列 **P253~P279**  
BORING TOOLS

## 铣削刀具 | MILLING TOOLS

可转位铣削刀具 Indexable milling tools

Category 类别	Shape 形状	Feature 特征	Category 类别	Shape 形状	Feature 特征
面铣刀	<b>Kr:45° AF01</b> 	大前角设计, 切削轻快 刀片槽型多样, 应用广 配合修光, 良好表面质量 参考: SE□□ 12T3	面铣刀	<b>Kr:45° AF02</b> 	大前角设计, 切削轻快 刀片槽型多样, 应用广 梳齿设计, 震动平衡小 参考: SE□□ 12T3
	<b>Kr:45° AF03</b> 	压板式固定, 装卸简单 高硬度合金刀垫, 抗冲击强。 参考: SE□□N 1203 ( Zccct ) SE□□N 1504 ( Zccct )		<b>Kr:45° AF04</b> 	8刃口经济型刀片螺钉 压紧, 精度高作用广泛 参考: OFKT 05T3(Zccct)
	<b>Kr:45° AF04</b> 	8刃口经济型刀片压块 压紧, 装卸刀片简单轴 向可调节。 参考: OFKR07 ( Zccct )		<b>Kr:45° AF05</b> 	8刃口经济型刀片螺钉 压紧, 精度高作用广泛 参考: OD□□ 0605(瓦尔特)
	<b>Kr:45° AF06</b> 	16刃负角刀片, 经济性 能好, 抗冲击能力强。 参考: ON□□ 0604□□ ( Zccct ) ON□□ 08T5□□ ( Zccct )		<b>Kr:45° AF08</b> 	8刃负角刀片, 经济性 能好切削阻力小, 轻快 参考: SNEX 1206ANN(克洛伊)
	<b>Kr:45° AF09</b> 	8刃负角刀片, 经济性 能好, 刃口抗冲击强。 参考: SNMX 1205XTN(特固克)		<b>Kr:45° AF10</b> 	10刃负角刀片, 高经济 性能螺旋型构造, 阻力 小, 双切结构, 强度高 参考: PNMU 1205ANER(京瓷)
	<b>Kr:45° AF11</b> 	14刃负角刀片, 经济性 能好, 切削阻力小, 轻快。 参考: XNMX 070508		<b>Kr:45° AF12</b> 	8刃负角刀片, 丰富的 槽型可满足不同工况 的高效加工。 参考: SNGX 1205ANN
	<b>Kr:55° DF01</b> 	12刃负角刀片, 高经济 性能, 压块压紧, 装卸 刀片简单。 参考: HNEX 0905 ( Zccct )		<b>Kr:67° DF01</b> 	10刃负角刀片, 高经济 性能螺旋型构造, 阻力 小, 双切结构, 强度高。 参考: PNEG 110512R ( Zccct )
	<b>Kr:60° DF02</b> 	双正前角, 低切削力 立装刀片, 大切重载加 工, 装夹简单。 参考: LNKT 2510 ( Zccct )		<b>Kr:65° DF03</b> 	8刃负角刀片, 经济性 能好, 切削平衡, 阻力 小, 铸铁和钢的优良选择。 参考: R365-1505ZNE ( 山特 )
	<b>Kr:75° EF02</b> 	双正前角, 低切削力 立装刀片, 大切重载加 工, 装夹简单。 参考: LNKT 1506 ( Zccct )		<b>Kr:75° EF03</b> 	压板式固定, 装卸简单 高硬度合金刀垫, 抗冲 击强。 参考: SPKN 1203 ( Zccct ) SPKN 1504 ( Zccct )



类别	Shape 形状	Feature 特征	Category 类别	Shape 形状	Feature 特征
面铣刀	<b>Kr:75° EF04</b> 	通用性强刀片槽型多, 适用广 参考: SPK□ 1204 (Zccct)	面铣刀	<b>Kr:75° EF06</b> 	重切削切深大, 大幅提高了单位时间内切削排出量 参考: SPMT 1806 EDER (京瓷)
	<b>Kr:75° EF08</b> 	8刃负角刀片, 丰富的槽型可满足不同工况的高效加工 参考: SNGX1205ENN		<b>Kr:88° PF88</b> 	8刃负角刀片, 丰富的槽型可满足不同工况的高效加工 参考: SNGX1205PNN
	<b>Kr:90° PF01</b> 	结构简单, 装卸刀片快捷, 经济适用性好 参考: TPKN 2204 (Zccct)		<b>Kr:90° PF02</b> 	疏, 密, 超密齿设计, 获得良好的工件表面质量, 适用于精, 半精和粗加工 参考: SEET 09T308PER (Zccct) SEET 120308PER (Zccct)
	<b>Kr:90° PF03</b> 	双正前角, 低切削力立装刀片, 大切重加工, 装夹简单 参考: LNKT 1506EN-ZR (Zccct) LNKT 2007DN-ZR (Zccct) LNKT 2510-ZR (Zccct)		<b>Kr:90° PF04</b> 	疏, 密, 超密齿设计, 获得良好的工件表面质量, 适用于精, 半精和粗加工 参考: R290-12T308 (山特)
	<b>Kr:90° PF06</b> 	4刃角刀片, 经济性好大前角设计, 低切削力高精度, 装卸简单 参考: SOMT 12T308PEER (三菱)		<b>Kr:90° PF07</b> 	4刃角刀片, 经济性好切刃锋利, 阻力小轴向抗力小 参考: XDMT 120408PDER (住友)
	<b>Kr:90° PF08</b> 	4角立装刀片, 装卸简单, 切削锋利, 刀尖强度高, 切削稳定 参考: LNMX170808 PNSR (住友)		<b>Kr:90° PF09</b> 	6刃负角刀片, 经济性能好刃口抗冲击强大前角设计, 切削锋利 参考: XNEX 0806 (山高)
	<b>Kr:90° PF10</b> 	低阻力的良好切削效果, 大前角确保低阻力, 抗振刀能力强, 厚规格设计抗崩损性卓越 参考: WNMU080608 (京瓷)		<b>Kr:90° PF11</b> 	6刃负角刀片, 经济性能好刃口冲击强, 大前角设计抗震能力强。 参考: XNGU090508PRHDE(特固克)
	<b>Kr:R RF01</b> 	极强的切削刃口螺钉压紧, 装卸简单经济性好 参考: RCKT 10T3MO-DR (Zccct) RCKT 1204MO-DR (Zccct) RCKT 1606MO-DR (Zccct) RCKT 2006MO-DR (Zccct)		<b>Kr:R RF02</b> 	极强的切削刃口螺钉压紧, 装卸简单经济性好 参考: RDKW 0803MO (Zccct) RDKW 10T3/1204MO (Zccct) RDKW 1204MO (Zccct) RDKW 1605MO (Zccct) RDKW 2006MO (Zccct)
	<b>Kr:R RF03</b> 	大前角设计, 切削阻力小, 锋利, 经济性好刀片装卸简单 参考: RPMT/W 1204 (三菱) RPMT1606 (三菱)		<b>Kr:R RF04</b> 	仿振刃形设计螺钉压紧, 简单稳定 参考: QPMT 1204MO (住友)

Category 类别	Shape 形状	Feature 特征	Category 类别	Shape 形状	Feature 特征
方肩台阶铣刀	<b>Kr:90° PE01</b> 	带修光刃, 三维螺旋刃, 切削阻力小 参考: APKT 11T3□□ (Zccct) APKT 1604□□ (Zccct)	方肩台阶铣刀	<b>Kr:90° PE01</b> 	带修光刃, 三维螺旋刃, 切削阻力小 参考: APKT 11T3□□ (Zccct) APKT 1604□□ (Zccct)
	<b>Kr:90° PE02</b> 	正螺旋, 排屑好密齿型结构, 加工效率高 参考: APKT 11T3□□ (Zccct)		<b>Kr:90° PE02</b> 	正螺旋, 排屑好密齿型 参考: APKT 11T3□□ (Zccct)
	<b>Kr:90° PE03</b> 	底刃过中心, 可直接钻孔加工 参考: APMT 113504PDER (Zccct) APMT 160408PDER (Zccct)		<b>Kr:90° PE04</b> 	刃口抗冲击力强, 切削阻力小, 耐用性高 参考: LD□□ 1504 (森拉天时)
	<b>Kr:90° PE05</b> 	带修光刃, 三维螺旋刃, 切削阻力小, 抗冲击能力强 参考: APKT 1705PER (特固克)		<b>Kr:90° PE05</b> 	带修光刃, 三维螺旋刃, 切削阻力小, 抗冲击能力强 参考: APKT 1705PER (特固克)
	<b>Kr:90° PE06</b> 	独特的曲线状切刃, 提高刀尖强度, 切削阻力低, 良好的90°, 适用于精加工 参考: AXMT 1235□□PEER (住友) AXMT 1705□□PEER (住友)		<b>Kr:90° PE06</b> 	大前角设计, 切削轻快独特的曲线状切刃, 提高刀尖强度, 切削阻力低, 良好的90°, 适用于精加工 参考: AXMT 1235□□PEER (住友) AXMT 1705□□PEER (住友)
	<b>Kr:90° PE07</b> 	底刃过中心, 可直接钻孔加工 参考: APMT 1035PDER (住友) APMT 1605PDER (住友)		<b>Kr:90° PE08</b> 	三维曲线状切刃, 提高刀尖强度, 切削阻力低, 良好的90°, 适用于精加工 参考: ADMT 080304R (瓦尔特) ADMT 120408R (瓦尔特)
	<b>Kr:90° PE08</b> 	三维曲线状切刃, 提高刀尖强度, 切削阻力低, 良好的90°, 适用于精加工 参考: ADMT 080304R (瓦尔特) ADMT 120408R (瓦尔特) ADMT 160608R (瓦尔特)		<b>Kr:90° PE09</b> 	三维曲线状切刃, 切削阻力低, 良好的90°, 适用于精加工 参考: R390-11T3□□ (山特) R390-1704□□ (山特)
	<b>Kr:90° PE09</b> 	三维曲线状切刃, 切削阻力低, 良好的90°, 适用于精加工 参考: R390-11T3□□ (山特) R390-1704□□ (山特)		<b>Kr:90° PE10</b> 	直角度好低切削力 参考: BDMT1103□□ (京瓷) BDMT1704□□ (京瓷)
	<b>Kr:90° PE10</b> 	直角度好低切削力 参考: BDMT 11T3□□ER (京瓷) BDMT 1704□□ER (京瓷)		<b>Kr:90° PE11</b> 	直角度好, 大前角设计, 低切削力适用于精加工 参考: APKT 100304PDER (伊斯卡)

Category 类别	Shape 形状	Feature 特征	Category 类别	Shape 形状	Feature 特征
方肩台阶铣刀	<b>Kr:90° PE12</b> 	4刃负角刀片, 经济性能好, 抗冲击强 参考: LN□X151008PNR (克洛伊)		<b>Kr:90° PE14</b> 	三维曲线状态刃, 切削阻力低, 适用于精加工。 参考: AXMT11T308 (Zccct, 三特)

Category 类别	Shape 形状	Feature 特征	Category 类别	Shape 形状	Feature 特征
仿形铣刀	<b>Kr:R RB01</b> 	适合大型模具的粗加工, 圆弧刃采用三面刃, 经济性好 参考: ZDET 08T2 (Zccct) ZDET 1103 (Zccct) ZDET 13T3 (Zccct) ZPNT 2204 (Zccct)	仿形铣刀	<b>Kr:R RB02</b> 	适合模具的粗加工, 采用三维复杂的槽型, 圆弧精度高, 抗振性好 参考: XPHT 16/20/25/30/32R803 (Zccct)
	<b>Kr:R RB03</b> 	刀具精度高, 用于仿形精加工, 安装精度高, 稳定性好 参考: ZOHX1203/1604/2005/2506/3007/3207 (Zccct)		<b>Kr:R RB04</b> 	大前角设计, 切削阻力小, 切削刃强度高, 防偏转结构, 波浪刃型 参考: ZNMT 1804100-C (住友) ZNMT 2205125-C (住友) ZNMT 2706150-C (住友)

Category 类别	Shape 形状	Feature 特征	Category 类别	Shape 形状	Feature 特征
三面刃铣刀	<b>Kr:R PT01</b> 	抗冲击力强, 切削阻力小 参考: MPHT 060304-DM (Zccct) MPHT 080305-DM (Zccct) MPHT 120408-DM (Zccct)	三面刃铣刀	<b>Kr:R PT01</b> 	抗冲击力强, 切削阻力小 参考: MPHT 060304-DM (Zccct) MPHT 080305-DM (Zccct) MPHT 120408-DM (Zccct)
	<b>Kr:90° PT01</b> 	抗冲击力强, 切削阻力小 参考: MPHT 060304-DM (Zccct) MPHT 080305-DM (Zccct) MPHT 120408-DM (Zccct)		<b>Kr:90° PT02</b> 	切削锋利, 浅槽加工, 4刃, 经济性好 参考: XSEQ 1202/1203 (Zccct) /12T3/1204/12T4 (Zccct)
	<b>Kr:90° PT02</b> 	切削锋利, 浅槽加工, 4刃, 经济性好 参考: XSEQ 1202/1203 (Zccct) /12T3/1204/12T4 (Zccct)		<b>Kr:90° PT03</b> 	刀片立装结构抗冲击性能优良, 切削更轻快。 参考: AXMT11T308 (Zccct, 三特)
	<b>Kr:90° PT04</b> 	切削锋利, 浅槽加工, 4刃, 经济性好 参考: LNET102304/2804/3304-GM (Zccct) LNET123804/4304/4804/5304-GM (Zccct)		<b>Kr:90° PT04</b> 	刀片立装结构抗冲击性能优良, 切削更轻快。 参考: LNET102304/2804/3304-GM (Zccct) LNET123804/4304/4804/5304-GM (Zccct)
	<b>Kr:90° PT05</b> 	刀片立装结构抗冲击性能优良, 加工槽底表面质量好。 参考: LNGX1005□□-GM (Zccct) LNGX1407□□-GM (Zccct)		<b>Kr:90° PT05</b> 	刀片立装结构抗冲击性能优良, 加工槽底表面质量好。 参考: LNGX1005□□-GM (Zccct) LNGX1407□□-GM (Zccct)

Category 类别	Shape 形状	Feature 特征	Category 类别	Shape 形状	Feature 特征
倒角铣刀	<b>Kr:45° AC01</b> 	小平面倒角, 孔倒角, 铣削倒角 参考: SPMT 120408 (Zccct)	倒角铣刀	<b>Kr:60° DC01</b> 	小平面倒角, 孔倒角, 铣削倒角 参考: SPMT 120408 (Zccct)
	<b>Kr:30° ZC01</b> 	小平面倒角, 孔倒角, 铣削倒角 参考: SPMT 120408 (Zccct)	模具铣刀盘杆		市场通用产品, 性价比高。

Category 类别	Shape 形状	Feature 特征	Category 类别	Shape 形状	Feature 特征
大进给铣刀	<b>Kr:x XK01</b> 	有效分解径向切削力, 大进给切削, 用于插铣加工, 双重压紧, 牢固可靠 参考: SDMT 09T3 (Zccct) SDMT 1204 (Zccct)	大进给铣刀	<b>Kr:x XK01</b> 	有效分解径向切削力, 大进给切削, 用于插铣加工, 双重压紧, 牢固可靠 参考: SDMT 09T3-DM (Zccct) SDMT 1204 (Zccct)
	<b>Kr:x XK02</b> 	有效分解径向切削力, 大进给切削, 用于插铣加工, 双重压紧, 牢固可靠 参考: WPGT 05/06/08/09 (Zccct)		<b>Kr:x XK02</b> 	有效分解径向切削力, 大进给切削, 用于插铣加工, 双重压紧, 牢固可靠 参考: WPGT 060415ZSR (Zccct) WPGT 080615ZSR (Zccct) WPGT 090725ZSR (Zccct)
	<b>Kr:x XK03</b> 	6刃负角刀片, 经济性能好 参考: WNMX 09T316NN-MM (克洛伊)		<b>Kr:x XK03</b> 	6刃负角刀片, 经济性能好 参考: WNMX 09T316NN-MM (克洛伊)
	<b>Kr:x XK04</b> 	6刃双面槽铣刀片适合高效率的大进给加工。 参考: WXMU080612RGM		<b>Kr:x EXN</b> 	高效率、低切削抗力, 具有高密度刀座的大进给铣刀。 参考: LNMT0303ZER
	<b>Kr:x EXN</b> 	高效率、低切削抗力, 具有高密度刀座的大进给铣刀。 参考: LNMT0303ZER		<b>Kr:x TE90</b> 	设计密度小, 双面四角可用, 抗冲击性强, 经济高效。 参考: 4NKT060308


Category 类别	Shape 形状	Feature 特征	Category 类别	Shape 形状	Feature 特征
螺旋立铣刀	<b>Kr:90° PH01</b> 	震动小, 抗冲击强, 大切深, 合适粗加工的高效率 参考: APKT 150412 (Zccct) SPMT 120408 (Zccct)	螺旋立铣刀	<b>Kr:90° PH01</b> 	震动小, 抗冲击强, 大切深, 合适粗加工的高效率 参考: APKT 150412 (Zccct) SPMT 120408 (Zccct)

★ 可转位铣削刀具型号表示规则 Milling Tool Code Key

主偏角 Lead Angle	
A	45°
D	60°
E	75°
P	90°
Z	30°
R	圆形
X	特殊 Special

刀具类别 Type Of Tools	
F	面铣刀 Face milling tool
E	方肩台阶铣刀 Shoulder milling tool
B	仿型铣刀 Profile milling tool
T	槽铣刀 T slot milling tool
K	大给进铣刀 High feed milling cutter
C	倒角铣刀 Chamfer milling tool
H	螺旋立铣刀 Helical end face milling tool

切削刃长度(mm) Cutting Edge Length							
刀片 Insert 内接圆直径 Incircle diameter	刀片形状 Shape of blade						
	C	D	R	S	T	L	
5.556	—	—	—	—	09	—	
6.350	06	07	—	—	11	—	
9.525	09	11	09	09	16	—	
12.700	12	15	12	12	22	—	
15.875	16	19	15	15	27	—	
19.050	19	—	19	19	33	—	
25.400	25	—	25	25	44	25	



类别编号  
Number Of Type

套式结构 Shell Structure

A型接口 A Type Of Adapter		B型接口 B Type Of Adapter	
	GB5342-96规定的Ø50-Ø80 套式面铣刀 GB5342-96ofØ50-Ø80shell Facmilling Cutter		GB5342-96规定的Ø100-Ø160 套式面铣刀 GB5342-96ofØ100-Ø160shell Facmilling Cutter
C型接口 C Type Of Adapter		D型接口 D Type Of Adapter	
	GB5342-96规定的Ø200-Ø250 套式面铣刀		GB5342-96规定的Ø315及以上的 套式面铣刀

侧固式柄、直柄、莫氏锥柄等连接方式参阅工具系统部分技术资料 Side-locked Shank, Straight Shank, Morse Taper Shank

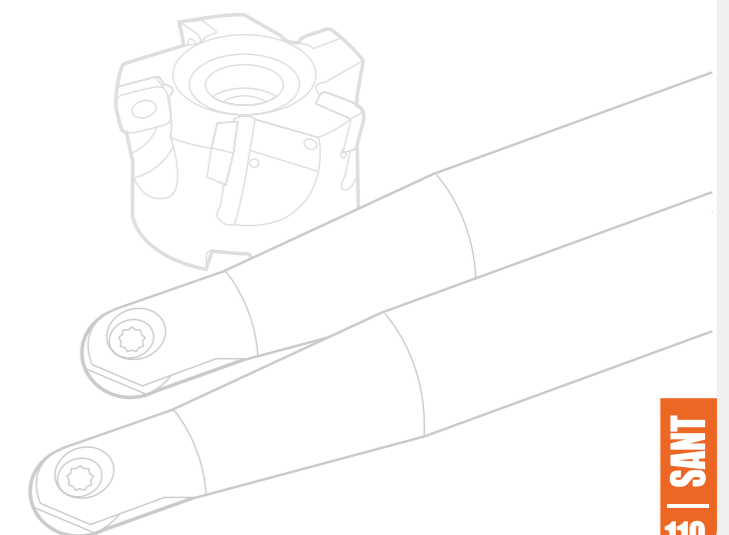
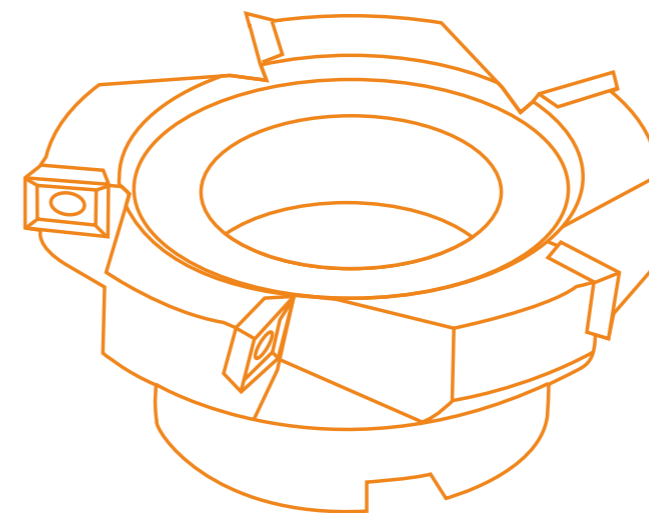
刀具安装部位结构(如下图) Tool Installation Position			
A	A型接口 A type of adapter	W	侧固式 Side-locked
B	B型接口 B type of adapter	T	可换头 Replaceable Head
C	C型接口 C type of adapter	MT	莫氏 Morse
D	D型接口 D type of adapter	BT	锥式 Taper
Z	直杆 Straight shank	J	键槽式 Spline

切削方向 (R: 右 Cutting Direction Right	L: 左 Left		面铣刀具 Face Milling Tool
	缺省为R型		
刀具长度 Tool Length	S	短 short	铣刀杆 Cutter Arbor
	M	标准 Standard	
	L	加长 lengthening	
槽型宽度 Groove Width	H12		三面刃铣刀 Side And Face Milling Tool
最深加工 The deepest machining	104		螺旋立铣刀 Helical And Face Milling Tool



刀具加工部分直径 ØD  
Diameter

齿数(螺旋立铣刀为槽数)  
Tooth



★ 可转位铣削刀片命名规则 Milling Insert Code Key

刀片形状 / 代号			公制							
形状代号			代号	有无孔	有无断屑槽	刀片剖面	代号	有无孔	有无断屑槽	刀片剖面
			B	有	无		N	无	无	
			H	有	单面		R	无	单面	
			C	有	无		F	无	双面	
			J	有	双面		A	有	无	
			W	有	无		M	有	单面	
	其他	Z	T	有	单面		G	有	双面	
			Q	有	无		X	---	---	特殊
			U	有	双面					

**S P K N**

主切削刃后角			
代号	后角(度)	代号	后角(度)
A	3°	B	5°
C	7°	D	15°
E	20°	F	25°
G	30°	N	0°
P	11°	O	其他的后角

公差										
代号	刀尖高度m公差(mm)	内接圆ØD <sub>1</sub> 公差(mm)	厚度S <sub>1</sub> 公差(mm)	(参考) M级精度详细情况 (按形状、大小分)						
				● 刀尖高度公差 (mm)						
				内接圆	正三角形	正方形	80°菱形	55°菱形	35°菱形	圆形
A	±0.005	±0.025	±0.025	6.35	±0.08	±0.08	±0.08	±0.11	±0.16	---
F	±0.005	±0.013	±0.025	9.525	±0.08	±0.08	±0.08	±0.11	±0.16	---
C	±0.013	±0.025	±0.025	12.7	±0.13	±0.13	±0.13	±0.15	---	---
H	±0.013	±0.013	±0.025	15.875	±0.15	±0.15	±0.15	±0.18	---	---
E	±0.025	±0.025	±0.025	19.05	±0.15	±0.15	±0.15	±0.18	---	---
G	±0.025	±0.025	±0.13	25.4	---	±0.18	---	---	---	---
J	±0.005	±0.05±0.13	±0.025	● 内接圆ØD <sub>1</sub> 公差(mm)						
K	±0.013	±0.05±0.13	±0.025	内接圆	正三角形	正方形	80°菱形	55°菱形	35°菱形	圆形
L	±0.025	±0.05±0.13	±0.025	6.35	±0.05	±0.05	±0.05	±0.05	±0.05	---
M	±0.08±0.18	±0.05±0.13	±0.13	9.525	±0.05	±0.05	±0.05	±0.05	±0.05	±0.05
N	±0.08±0.18	±0.05±0.13	±0.025	12.7	±0.08	±0.08	±0.08	±0.08	---	±0.08
U	±0.13±0.38	±0.08±0.25	±0.13	15.875	±0.10	±0.10	±0.10	±0.10	---	±0.10
				19.05	±0.10	±0.10	±0.10	±0.10	---	±0.10
				25.4	---	±0.13	---	---	---	±0.13

内接圆直径 (mm)	刀片形状						
	C	D	R	S	T	V	W
3.97					06		
5.0			05				
5.56					09		
6.0			06				
6.35	06	07			11	11	
8.0			08				
9.525	09	11	09	09	16	16	06
10.0			10				
12.0			12				
12.7	12	15	12	12	22	22	08
15.875	16		15	15	27		
16.0		19	16				
19.05	19		19	19	33		
20.0			20				
25.0	25	25	25				
25.4			25	25			
31.75			31				
32			32				

代号	刀片厚度(mm)
00	0.79
T0	0.99
01	1.59
T1	1.98
02	2.38
T2	2.58
03	3.18
T3	3.97
04	4.76
T4	4.96
05	5.96
T5	5.95
06	6.35
T6	6.75
07	7.94
09	9.52
T9	9.72
11	11.11
12	12.70

**12 04 ED T21 R-DM**

修光刃	
	45°
	60°
	75°
	85°
	90°
	其它

切削刃倒棱(mm)	
	0-5°
	1-10°
	2-15°
	3-20°
	4-25°
	5-30°
	6-40°
	7-45°

断屑槽型代号

切削方向	
R	右
L	左
N	双向

# 铣削刀具 | MILLING TOOLS



可转位铣削刀具 Indexable milling tools

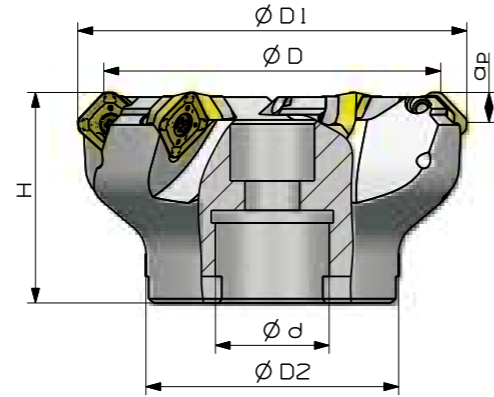
## 面铣刀具 Kr:45°



### AF01



密齿等齿距



#### ★ 刀具附件 Spare parts

刀片 Insert	刀垫 Shim	螺套 Threaded Sleeve	刀片螺钉 Insert Screw	扳手 Wrench	扳手 Wrench
SE□T12T3	S13BS	SM0508	TL60 M3.5X10	T15T	S3.5

注明：配套刀片与株洲钻石、三菱、山特、住友通用。Note: Insert can be Zccct/Mitsubishi/Sandvik/Sumitomo brands.

#### ★ 刀具规格型号 Type of milling tools

Type 型号	基本尺寸(mm) Dimension						Adapter 接口 形式	Tooth 齿数	Weight 重量 (kg)
	ØD <sub>2</sub>	ØD <sub>1</sub>	ØD	Ød	H	ap			
AF01.12A22.050.04	40	62.4	50	22	40	6	A	4	0.3
AF01.12A22.063.05	50	75.4	63	22	40	6	A	5	0.5
AF01.12A27.080.06	60	92.4	80	27	50	6	A	6	1.3
AF01.12B32.100.07	70	112.4	100	32	50	6	B	7	1.8
AF01.12B40.125.08	80	137.4	125	40	63	6	B	8	3.0
AF01.12B40.160.10	100	172.4	160	40	63	6	B	10	5.0
AF01.12C60.200.12	160	212.4	200	60	63	6	C	12	6.8
AF01.12C60.250.14	200	262.4	250	60	63	6	C	14	11.2
AF01.12D60.315.18	270	327.4	315	60	70	6	D	18	20.8

了解具体库存情况请致电厂家 详情请登陆网站www.hnsant.com



# 铣削刀具 | MILLING TOOLS

Indexable milling tools 可转位铣削刀具

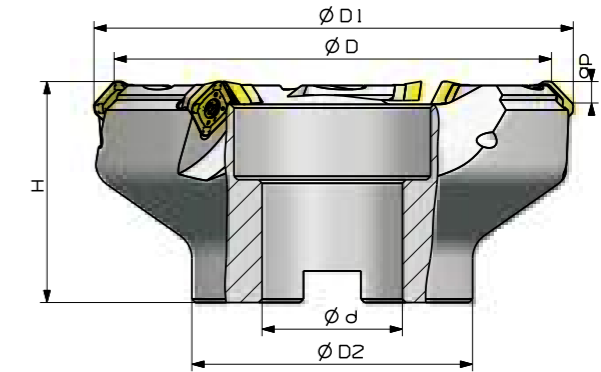
## 面铣刀具 Kr:45°



### AF02



疏齿不等齿距



#### ★ 刀具附件 Spare parts

刀片 Insert	刀垫 Shim	螺套 Threaded Sleeve	刀片螺钉 Insert Screw	扳手 Wrench	扳手 Wrench
SE□T12T3	S13BS	SM0508	TL60 M3.5X10	T15T	S3.5

注明：配套刀片与株洲钻石、三菱、山特、住友通用。Note: Insert can be Zccct/Mitsubishi/Sandvik/Sumitomo brands.

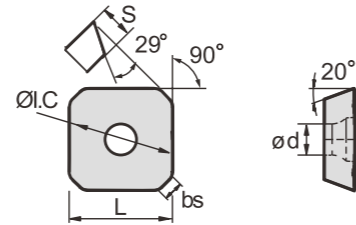
#### ★ 刀具规格型号 Type of Milling Tools

Type 型号	基本尺寸(mm) Dimension						Adapter 接口 形式	Tooth 齿数	Weight 重量 (kg)
	ØD <sub>2</sub>	ØD <sub>1</sub>	ØD	Ød	H	ap			
AF02.12A22.050.03	40	62.4	50	22	40	6	A	3	0.3
AF02.12A22.063.04	50	75.4	63	22	40	6	A	4	0.5
AF02.12A27.080.04	60	92.4	80	27	50	6	A	4	1.2
AF02.12B32.100.05	70	112.4	100	32	50	6	B	5	1.8
AF02.12B40.125.06	80	137.4	125	40	63	6	B	6	3.55

了解具体库存情况请致电厂家 详情请登陆网站www.hnsant.com

★ 刀片选择 Matching Insert

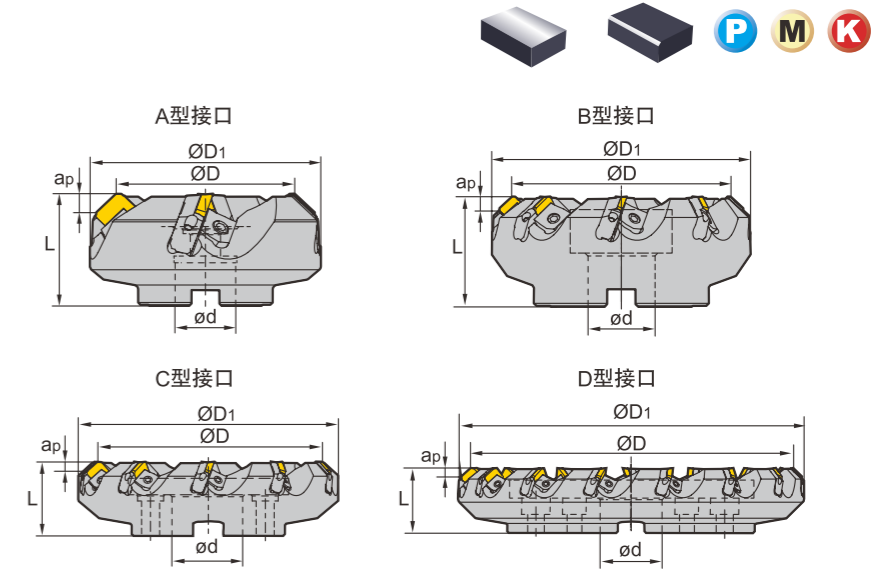
型号 Type	基本尺寸(mm) Dimension													
	SD2136	SD2336	SD4326	SD4226	SD5346	SD5236	SD5450	SD5440	SD5146	L	ØI.C	S	Ød	bs
SEET12T3-FM	●	●	○					○	○	13.4	13.4	3.97	4.1	2.55
SEET12T3-SM	●	●	○	○	○	○	○	○	○	13.4	13.4	3.97	4.1	2.55
SEET12T3-SR		○							○	13.4	13.4	3.97	4.1	2.55
<b>P</b> 钢	■	■			■	■	■	■	■					
<b>M</b> 不锈钢	□	■				■	■							
<b>K</b> 铸铁		■	■	■										
<b>N</b> 有色金属														
<b>S</b> 耐热合金、钛合金		■												
<b>H</b> 淬硬材料														



● 常备库存 Unallocated stock ○ 可备库存 Available stock ■ 推荐应用 Main application □ 拓展应用 Extended application

面铣刀具 Kr:45°

AF03



★ 刀具附件 Spare parts

刀片 Insert	刀夹 Tool chuck	压块 Clamp	双头螺钉 Double Headed Screw	刀夹螺钉 Tool chuck screw	扳手 Wrench
SE□N1203	LSE12R/L	W01R/L	DM8×21X	LOM5×15.1	S3
SE□N1504	LSE15R/L				S4

注明：配套刀片建议参考株洲钻石刀片。Note: The Insert Is Zcct Brand.

★ 刀具规格型号 Type of milling tools

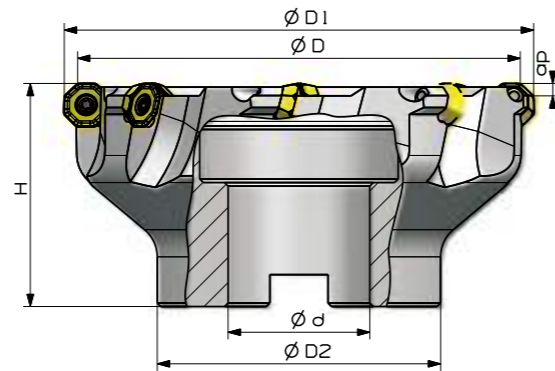
Type 型号	基本尺寸(mm) Dimension					Adapter 接口形式	Tooth 齿数	Weight 重量 (kg)
	ØD	ØD1	ød	L	apmax			
AF03.12A27.080.04	80	103	27	50	5.5	A	4	1.8
AF03.12B32.100.05	100	122	32	50	5.5	B	5	2.4
AF03.12B40.125.06	125	147	40	63	5.5	B	6	4.4
AF03.12B40.160.08	160	181	40	63	5.5	B	8	6.4
AF03.12C60.200.10	200	221	60	63	5.5	C	10	8.5
AF03.12C60.250.12	250	270	60	63	5.5	C	12	14.1
AF03.12D60.315.15	315	353	60	63	5.5	D	15	22.2
AF03.15A27.080.04	80	103	27	50	7.5	A	4	1.7
AF03.15B32.100.05	100	122	32	50	7.5	B	5	2.3
AF03.15B40.125.06	125	147	40	63	7.5	B	6	4.2
AF03.15B40.160.08	160	181	40	63	7.5	B	8	6.1
AF03.15C60.200.10	200	221	60	63	7.5	C	10	8.3
AF03.15C60.250.12	250	270	60	63	7.5	C	12	13.6
AF03.15D60.315.15	315	353	60	63	7.5	D	15	21.8

可转位铣削刀具 Indexable milling tools

面铣刀具 Kr:45°



AF04



★ 刀具附件 Spare parts

刀片 Insert 	刀片螺钉 Insert Screw 	扳手 Wrench 
OFKT05T3	TL60 M4X10	T15T

注明：配套刀片建议参考株洲钻石刀片。Note: The Insert Is Zccct brand.

★ 刀具规格型号 Type of Milling Tools

Type 型号	基本尺寸(mm) Dimension						Adapter 接口 形式	Tooth 齿数	Weight 重量 (kg)
	ØD <sub>2</sub>	ØD <sub>1</sub>	ØD	Ød	H	ap			
AF04.05A22.050.04	40	56	50	22	40	3.5	A	4	0.3
AF04.05A22.050.05	40	56	50	22	40	3.5	A	5	0.4
AF04.05A22.063.05	50	69	63	22	40	3.5	A	5	0.6
AF04.05A27.080.06	60	86	80	27	50	3.5	A	6	1.3
AF04.05B32.100.07	70	106	100	30	50	3.5	B	7	2.6
AF04.05B40.125.08	80	130	125	40	63	3.5	B	8	4.2
AF04.05B40.160.10	100	165	160	40	63	3.5	B	10	5.1
AF04.05C40.160.10	100	165	160	40	63	3.5	C	10	4.8

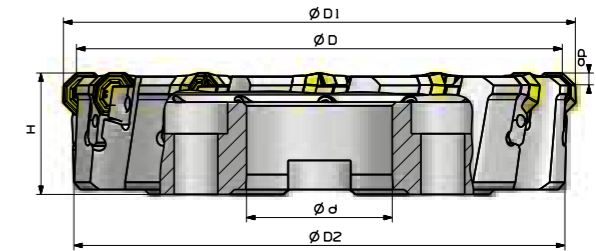
了解具体库存情况请致电厂家 详情请登陆网站www.hnsant.com

Indexable milling tools 可转位铣削刀具

面铣刀具 Kr:45°



AF04



★ 刀具附件 Spare parts

刀片 Insert 	刀夹 Tool chuck 	压块 Clamp 	双头螺钉 Double Headed Screw 	刀夹螺钉 Tool chuck screw 	调节螺钉 Adjusting Screw 	扳手 Wrench 
OFKR0704	LOF07R/L	W02R/L	DM8*21	LOM5X15	TM0608	S3 S4

注明：配套刀片建议参考株洲钻石刀片。Note: The insert is Zccct brand.

★ 刀具规格型号 Type of milling tools

Type 型号	基本尺寸(mm) Dimension						Adapter 接口 形式	Tooth 齿数	Weight 重量 (kg)
	ØD <sub>2</sub>	ØD <sub>1</sub>	ØD	Ød	H	ap			
AF04.07A27.080.05	60	91	80	27	63	5	A	5	1.4
AF04.07B32.100.06	70	111	100	32	63	5	B	6	1.8
AF04.07B40.125.08	80	136	125	40	63	5	B	8	3.9
AF04.07B40.160.10	100	171	160	40	63	5	B	10	5.9
AF04.07C60.200.12	204	211	200	60	50	5	C	12	7.6
AF04.07C60.250.16	254	261	250	60	50	5	C	16	13.3
AF04.07D60.315.20	319	321	315	60	50	5	D	20	18.3

了解具体库存情况请致电厂家 详情请登陆网站www.hnsant.com

# 铣削刀具 | MILLING TOOLS

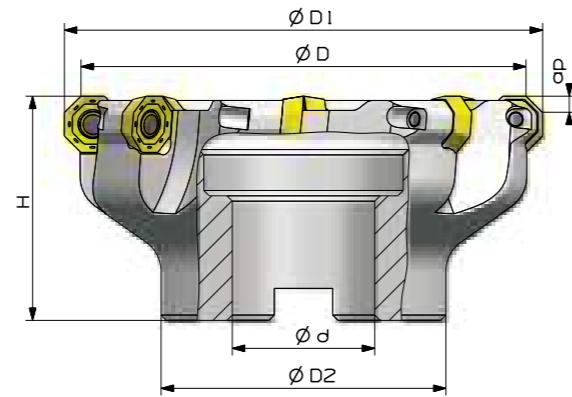


可转位铣削刀具 Indexable milling tools

## 面铣刀具 Kr:45°



### AF05



#### ★ 刀具附件 Spare parts

刀片 Insert 	刀片螺钉 Insert Screw 	扳手 Wrench 
OD□□0605	TL60 M5X12	T20T

注明：配套刀片建议参考瓦尔特刀片。Note:The Insert Is Walter brand.

#### ★ 刀具规格型号 Type of Milling Tools

Type 型号	基本尺寸(mm) Dimension						Adapter 接口形式	Tooth 齿数	Weight 重量 (kg)
	ØD <sub>2</sub>	ØD <sub>1</sub>	ØD	Ød	H	ap			
AF05.06A22.050.04	40	60	50	22	40	10	A	4	0.3
AF05.06A22.063.05	50	73	63	22	40	10	A	5	0.5
AF05.06A27.080.06	60	90	80	27	50	10	A	6	0.8
AF05.06B32.100.07	70	110	100	100	50	10	B	7	1.5
AF05.06B40.125.08	80	135	125	125	63	10	B	8	2.5
AF05.06C40.160.09	100	170	160	160	63	10	C	9	4

了解具体库存情况请致电厂家 详情请登陆网站www.hnsant.com



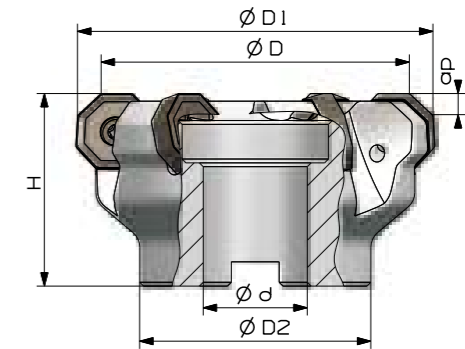
# 铣削刀具 | MILLING TOOLS

Indexable milling tools 可转位铣削刀具

## 面铣刀具 Kr:45°



### AF06



#### ★ 刀具附件 Spare parts

刀片 Insert 	压紧螺钉 Clamping Screw 	扳手 Wrench 
ON□□0604□□	L60 M4X10	T15T
ON□□08T5□□	L60 M5X12	T20T

注明：配套刀片建议参考株洲钻石刀片。Note:The insert is Zccct brand.

#### ★ 刀具规格型号 Type of milling tools

Category 类别	Type 型号	基本尺寸(mm) Dimension						Adapter 接口形式	Tooth 齿数	Weight 重量 (kg)
		ØD <sub>2</sub>	ØD <sub>1</sub>	ØD	Ød	H	ap			
ON06	AF06.06A22.050.05	40	62	50	22	45	4	A	5	0.3
	AF06.06A22.063.06	50	75	63	22	45	4	A	6	0.5
	AF06.06B27.080.07	60	92	80	27	50	4	B	7	1.2
	AF06.06B32.100.08	70	112	100	32	63	4	B	8	1.2
	AF06.06B40.125.09	80	137	125	40	63	4	B	9	2.6
	AF06.06C40.160.11	100	172	160	40	63	4	C	11	4.3
	AF06.06C60.200.13	160	212	200	60	63	4	C	13	7.6
	AF06.06C60.250.15	200	262	250	60	63	4	C	15	13.5
ON08	AF06.06D60.315.17	250	327	315	60	70	4	D	17	20.8
	AF06.08A22.063.05	50	78	63	22	40	5	A	5	0.5
	AF06.08B27.080.06	60	95	80	27	50	5	B	6	1.2
	AF06.08B32.100.07	70	115	100	32	63	5	B	7	1.2
	AF06.08B40.125.08	80	140	125	40	63	5	B	8	2.6
	AF06.08C40.160.10	100	175	160	40	63	5	C	10	4.3
	AF06.08C60.200.12	160	215	200	60	63	5	C	12	7.6
	AF06.08C60.250.14	200	265	250	60	63	5	C	14	13.5
AF06.08D60.315.16	250	330	315	60	70	5	D	16	20.8	

了解具体库存情况请致电厂家 详情请登陆网站www.hnsant.com



# 铣削刀具 | MILLING TOOLS

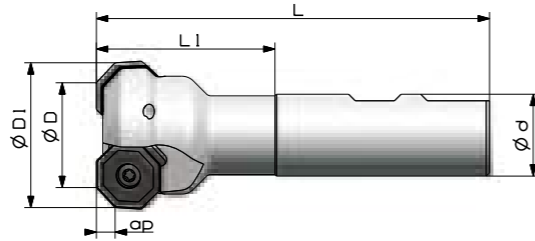


可转位铣削刀具 Indexable milling tools

## 面铣刀具 Kr:45°



### AF06



#### ★ 刀具附件 Spare parts

刀片 Insert	刀片螺钉 Insert Screw	扳手 Wrench
ON□□0604□□	TL60 M4X10	T15
ON□□08T5□□	TL60 M5X12	T20

注明：配套刀片建议参考株洲钻石刀片。 Note: The Insert Is Zccct brand.

#### ★ 刀具规格型号 Type of Milling Tools

Type 型号	基本尺寸(mm) Dimension						Adapter 接口 形式	Tooth 齿数	Weight 重量 (kg)
	ØD <sub>1</sub>	ØD	ød	L	L <sub>1</sub>	a <sub>p</sub>			
AF06.06W20.025.02	37	25	20	100	45	4	W	2	0.2
AF06.06W25.032.03	44	32	25	110	50	4	W	3	0.3
AF06.06W32.040.04	52	40	32	120	55	4	W	4	0.4
AF06.08W25.032.02	47	32	25	120	55	5	W	2	0.4
AF06.08W32.040.03	55	40	32	120	55	5	W	3	0.5
AF06.08W32.050.04	65	50	32	120	55	5	W	4	0.6

了解具体库存情况请致电厂家 详情请登陆网站www.hnsant.com



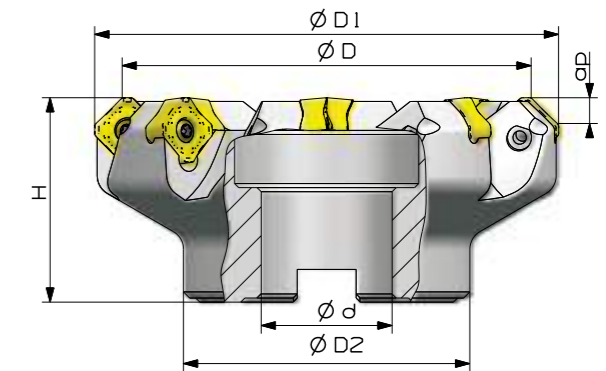
# 铣削刀具 | MILLING TOOLS

Indexable milling tools 可转位铣削刀具

## 面铣刀具 Kr:45°



### AF08



#### ★ 刀具附件 Spare parts

刀片 Insert	刀片螺钉 Insert Screw	扳手 Wrench
SNEX1206ANN	TL60 M4X10	T15T

注明：配套刀片建议参考克洛伊刀片。 Note: The insert is Korloy brand.

#### ★ 刀具规格型号 Type of Milling Tools

Type 型号	基本尺寸(mm) Dimension						Adapter 接口 形式	Tooth 齿数	Weight 重量 (kg)
	ØD <sub>2</sub>	ØD <sub>1</sub>	ØD	ød	H	a <sub>p</sub>			
AF08.12A22.050.04	40	63	50	22	40	6	A	4	0.5
AF08.12A22.063.06	50	76	63	22	40	6	A	6	0.7
AF08.12B27.080.07	60	93	80	27	50	6	B	7	1.2
AF08.12B32.100.08	70	113	100	32	50	6	B	8	1.7
AF08.12B40.125.10	80	138	125	40	63	6	B	10	3.6
AF08.12C40.160.12	100	173	160	40	63	6	C	12	4.8
AF08.12C60.200.14	150	213	200	60	63	6	C	14	5.3
AF08.12C60.250.16	180	263	250	60	63	6	C	16	12

了解具体库存情况请致电厂家 详情请登陆网站www.hnsant.com

# 铣削刀具 | MILLING TOOLS

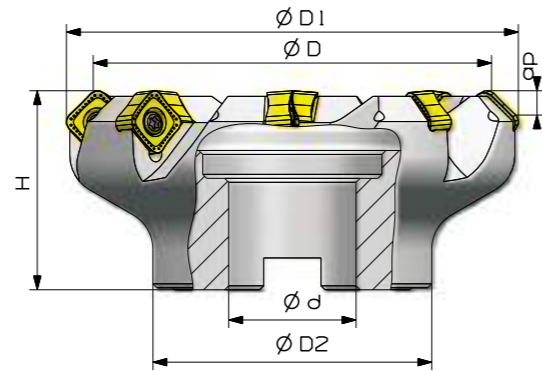


可转位铣削刀具 Indexable milling tools

## 面铣刀具 Kr:45°



### AF09



#### ★ 刀具附件 Spare parts

刀片 Insert 	刀片螺钉 Insert Screw 	扳手 Wrench 
SNMX1205XTN	TL60 M4X10	T15T

注明：配套刀片建议参考特固克刀片。Note: The insert is Taegutec brand

#### ★ 刀具规格型号 Type of milling tools

Type 型号	基本尺寸(mm) Dimension						Adapter 接口 形式	Tooth 齿数	Weight 重量 (kg)
	ØD <sub>2</sub>	ØD <sub>1</sub>	ØD	ød	H	a <sub>p</sub>			
AF09.12A22.050.04	40	63	50	22	40	6	A	4	0.5
AF09.12A22.063.05	50	76	63	22	40	6	A	5	0.7
AF09.12B27.080.06	60	93	80	27	50	6	B	6	1.2
AF09.12B32.100.08	70	113	100	32	50	6	B	8	1.7
AF09.12B40.125.10	80	138	125	40	63	6	B	10	3.6
AF09.12C40.160.14	100	173	160	40	63	6	C	14	4.8
AF09.12C60.200.18	150	213	200	60	63	6	C	18	5.3
AF09.12C60.250.20	180	263	250	60	63	6	C	20	12

了解具体库存情况请致电厂家 详情请登陆网站www.hnsant.com



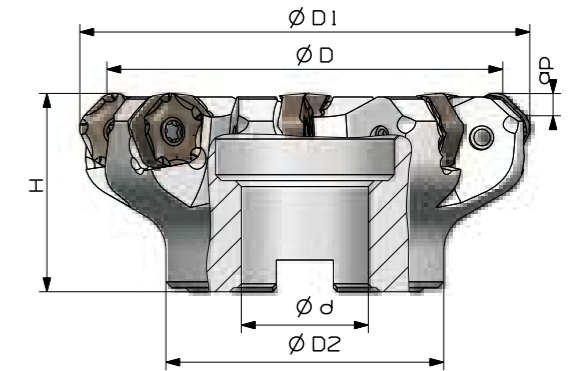
# 铣削刀具 | MILLING TOOLS

Indexable milling tools 可转位铣削刀具

## 面铣刀具 Kr:45°



### AF10



#### ★ 刀具附件 Spare parts

刀片 Insert 	刀片螺钉 Insert Screw 	扳手 Wrench 
PNMU1205ANER	TL60 M5X12	T20T

注明：配套刀片建议参考京瓷刀片。Note: The insert is Kyocera brand.

#### ★ 刀具规格型号 Type of Milling Tools

Type 型号	基本尺寸(mm) Dimension						Adapter 接口 形式	Tooth 齿数	Weight 重量 (kg)
	ØD <sub>2</sub>	ØD <sub>1</sub>	ØD	ød	H	a <sub>p</sub>			
AF10.12A22.063.05	50	76	63	22	45	5.5	A	5	0.5
AF10.12B27.080.06	60	93	80	27	50	5.5	B	6	1.0
AF10.12B32.100.08	70	113	100	32	50	5.5	B	8	1.4
AF10.12B40.125.10	80	138	125	40	63	5.5	B	10	2.5
AF10.12C40.160.12	100	173	160	40	63	5.5	C	12	3.8
AF10.12C60.200.14	150	213	200	60	63	5.5	C	14	6.5
AF10.12C60.250.16	180	263	250	60	63	5.5	C	16	9.1

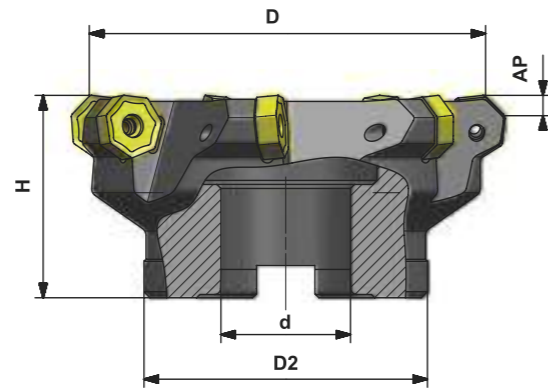
了解具体库存情况请致电厂家 详情请登陆网站www.hnsant.com

可转位铣削刀具 Indexable milling tools

面铣刀具 Kr:45°



AF11



★ 刀具附件 Spare parts

刀片 Insert	刀片螺钉 Insert Screw	扳手 Wrench
XNMX070508	TL60M3.5X10	T15

注明：配套刀片与株洲钻石、瓦尔特通用。Note: Insert can be Zccct/Walter brands.

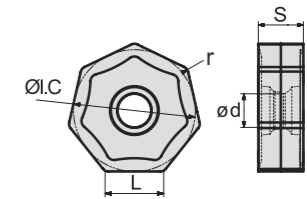
★ 刀具规格型号 Type of milling tools

Type 型号	基本尺寸(mm) Dimension					Adapter 接口 形式	Tooth 齿数	Weight 重量 (kg)
	ØD <sub>2</sub>	ØD	Ød	H	a <sub>p</sub>			
AF11.07A22.050.04	40	50	22	40	4.5	A	4	0.3
AF11.07A22.063.05	50	63	22	40	4.5	A	5	0.5
AF11.07A27.080.06	60	80	27	50	4.5	A	6	1.2
AF11.07B32.100.07	70	100	32	50	4.5	B	7	1.7
AF11.07B40.125.08	80	125	40	63	4.5	B	8	3.0
AF11.07B40.160.10	100	160	40	63	4.5	B	10	5.2

Indexable milling tools 可转位铣削刀具

★ 刀片选择 Matching Insert

型号 Type	SP210M	SD2136	SD2336	SD4326	SD4226	SD4236	SD5346	SD5236	SD5450	SD5440	SD5146	基本尺寸(mm) Dimension				
												L	ØI.C	S	Ød	r
XNMX070508-GM	●											6.98	14.5	5.36	4.0	0.8
XNMU0705ZNN	○	●	○	○								6.98	14.5	5.36	4.0	0.8
XNMU0705ANN	○	●	○	○								6.98	14.5	5.36	4.0	0.8
P 钢	□	■	■													
M 不锈钢	□	□	■													
K 铸铁	■	■	■	■												
N 有色金属																
S 耐热合金、钛合金			■													
H 淬硬材料																



● 常备库存 Unallocated stock ○ 可备库存 Available stock ■ 推荐应用 Main application □ 拓展应用 Extended application

# 铣削刀具 | MILLING TOOLS

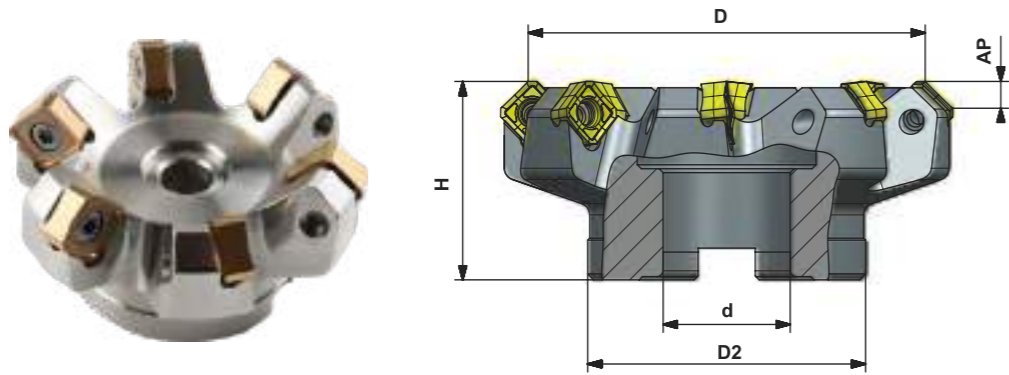


可转位铣削刀具 Indexable milling tools

## 面铣刀具 Kr:45°



### AF12



#### ★ 刀具附件 Spare parts

刀片 Insert	刀片螺钉 Insert Screw	扳手 Wrench
SNGX1205ANN	TL60M5X13	T20

注明：配套刀片与株洲钻石、瓦尔特、克洛伊通用。Note: Insert can be Zccct/Walter/Kolory brands.

#### ★ 刀具规格型号 Type of milling tools

Type 型号	基本尺寸(mm) Dimension					Adapter 接口 形式	Tooth 齿数	Weight 重量 (kg)
	ØD <sub>2</sub>	ØD	Ød	H	a <sub>p</sub>			
AF12.12A22.050.04	40	50	22	40	6.5	A	4	0.3
AF12.12A22.063.06	50	63	22	40	6.5	A	6	0.5
AF12.12A27.080.07	60	80	27	50	6.5	A	7	1.2
AF12.12B32.100.08	70	100	32	50	6.5	B	8	1.8
AF12.12B40.125.10	80	125	40	63	6.5	B	10	3.1
AF12.12B40.160.12	100	160	40	63	6.5	B	12	5.5

了解具体库存情况请致电厂家 详情请登陆网站www.hnsant.com



# 铣削刀具 | MILLING TOOLS

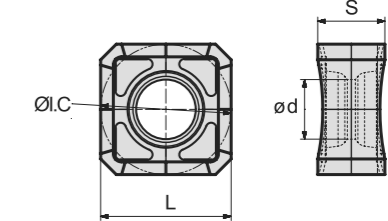
Indexable milling tools 可转位铣削刀具

#### ★ 刀片选择 Matching Insert

型号 Type	SP210M	SP210T	SD2136	SD2336	SD4326	SD4226	SD4236	SD5346	SD5236	SD5450	SD5440	SD5146	基本尺寸(mm) Dimension				
													L	ØI.C	S	Ød	r
SNGX1205ANN	○	○											12.7	12.7	6.5	5.9	0.8
SNMX1205ANN			●	●	○	○	○	○			●		12.7	12.7	6.5	5.9	0.8

P 钢	<input type="checkbox"/>	<input checked="" type="checkbox"/>	<input checked="" type="checkbox"/>	<input checked="" type="checkbox"/>				<input checked="" type="checkbox"/>			<input checked="" type="checkbox"/>						
M 不锈钢	<input type="checkbox"/>	<input type="checkbox"/>	<input type="checkbox"/>	<input checked="" type="checkbox"/>													
K 铸铁	<input checked="" type="checkbox"/>	<input type="checkbox"/>		<input checked="" type="checkbox"/>	<input checked="" type="checkbox"/>	<input checked="" type="checkbox"/>	<input checked="" type="checkbox"/>										
N 有色金属																	
S 耐热合金、钛合金				<input checked="" type="checkbox"/>													
H 淬硬材料																	



● 常备库存 Unallocated stock ○ 可备库存 Available stock ■ 推荐应用 Main application □ 拓展应用 Extended application

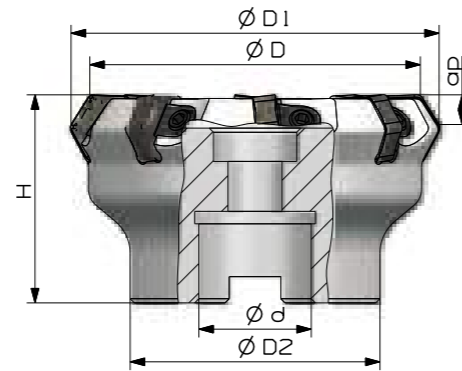
了解具体库存情况请致电厂家 详情请登陆网站www.hnsant.com

可转位铣削刀具 Indexable milling tools

面铣刀具 Kr:55°



DF01



★ 刀具附件 Spare parts

刀片 Insert	压紧螺钉 Clamping Screw	压块 Clamp	扳手 Wrench
HNEX0905	进口: DM6*20	W18N	S3

注明: 配套刀片建议参考株洲钻石刀片。 Note: The insert is Zccct brand.


★ 刀具规格型号 Type of Milling Tools

Type 型号	基本尺寸(mm) Dimension						Adapter 接口形式	Tooth 齿数	Weight 重量 (kg)
	$\varnothing D_2$	$\varnothing D_1$	$\varnothing D$	$\varnothing d$	H	$ap$			
DF01.09A27.080.08	60	88.5	80	27	50	8.5	A	8	1.1
DF01.09B32.100.10	70	108.5	100	32	50	8.5	B	10	2.6
DF01.09B40.125.14	80	133.5	125	40	63	8.5	B	14	3.7
DF01.09B40.160.18	100	168.5	160	40	63	8.5	B	18	5.6
DF01.09C60.200.22	150	208.5	200	60	63	8.5	C	22	6.3
DF01.09C60.250.28	200	258.5	250	60	63	8.5	C	28	10.3
DF01.09D60.315.32	270	323.5	315	60	63	8.5	D	32	21.7

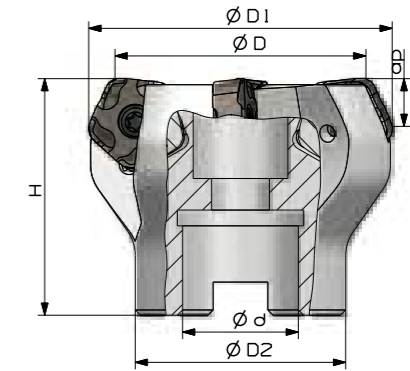
了解具体库存情况请致电厂家 详情请登陆网站www.hnsant.com

Indexable milling tools 可转位铣削刀具

面铣刀具 Kr:67°



DF01



★ 刀具附件 Spare parts

刀片 Insert	刀片螺钉 Insert Screw	扳手 Wrench
PNEG110512R	TL60 M4X10	T15T

注明: 配套刀片建议参考株洲钻石刀片。 Note: The insert is Zccct brand.


★ 刀具规格型号 Type of milling tools

Category 类别	Type 型号	基本尺寸(mm) Dimension						Adapter 接口形式	Tooth 齿数	Weight 重量 (kg)	
		$\varnothing D_2$	$\varnothing D_1$	$\varnothing D$	$\varnothing d$	H	$ap$				
标准型	DF01.11A22.050.04	40	60	50	22	45	5	A	4	0.6	
	DF01.11A22.063.05	50	73	63	22	50	5	A	5	0.8	
	DF01.11B27.080.06	60	90	80	27	50	5	B	6	1.1	
	DF01.11B32.100.07	70	110	100	32	50	5	B	7	1.8	
	DF01.11B40.125.08	80	135	125	40	63	5	B	8	2.9	
	DF01.11B40.160.10	100	170	160	40	63	5	B	10	5.6	
	DF01.11C60.200.12	150	210	200	60	63	5	C	12	7.9	
	DF01.11C60.250.14	180	260	250	60	63	5	C	14	13.4	
	多刃型	DF01.11A22.050.05	40	60	50	22	45	5	A	5	0.6
		DF01.11A22.063.06	50	73	63	22	50	5	A	6	0.9
		DF01.11B27.080.08	60	90	80	27	50	5	B	8	1.2
		DF01.11B32.100.10	70	110	100	32	50	5	B	10	1.9
		DF01.11B40.125.12	80	135	125	40	63	5	B	12	3.2
		DF01.11B40.160.14	100	170	160	40	63	5	B	14	6.4
DF01.11C60.200.16		150	210	200	60	63	5	C	16	8.5	
DF01.11C60.250.18	180	260	250	60	63	5	C	18	18		

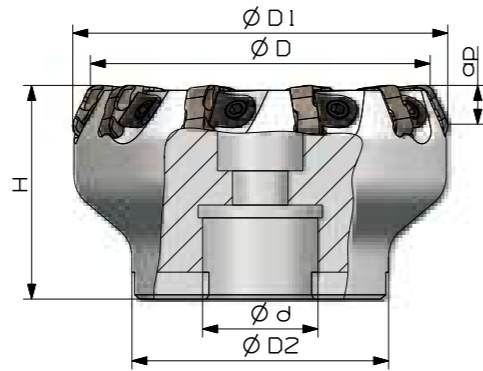
了解具体库存情况请致电厂家 详情请登陆网站www.hnsant.com

可转位铣削刀具 Indexable milling tools

面铣刀具 Kr:67°



DF01



★ 刀具附件 Spare parts

刀片 Insert 	压紧螺钉 Clamping Screw 	压板 Clamp 	扳手 Wrench 
PNEG110512R	DM6*20	W18N	S3

注明：配套刀片建议参考株洲钻石刀片。Note: The insert is Zccct brand.

★ 刀具规格型号 Type of Milling Tools

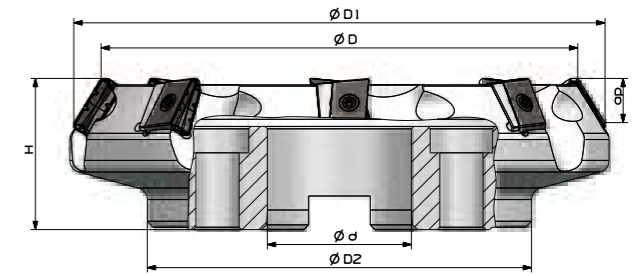
Category 类别	Type 型号	基本尺寸(mm) Dimension						Adapter 接口形式	Tooth 齿数	Weight 重量 (kg)
		ØD <sub>2</sub>	ØD <sub>1</sub>	ØD	Ød	H	ap			
密齿型	DF01.11A27.080.10	60	90.1	80	27	50	5	A	10	1.3
	DF01.11B32.100.14	70	110.1	100	32	50	5	B	14	1.6
	DF01.11B40.125.18	80	135.1	125	40	63	5	B	18	3.2
	DF01.11B40.160.22	100	170.1	160	40	63	5	B	22	5.8

Indexable milling tools 可转位铣削刀具

面铣刀具 Kr:60°



DF02



★ 刀具附件 Spare parts

刀片 Insert 	刀垫 Shim 	刀片螺钉 Insert Screw 	刀垫螺钉 Shim Screw 	扳手 Wrench 
LNKT2510	LLN25R-ZR	TL60 M5X16	L60 M3.5X10	T15T/T20T

注明：配套刀片建议参考株洲钻石刀片。Note: The insert is Zccct brand.

★ 刀具规格型号 Type of milling tools

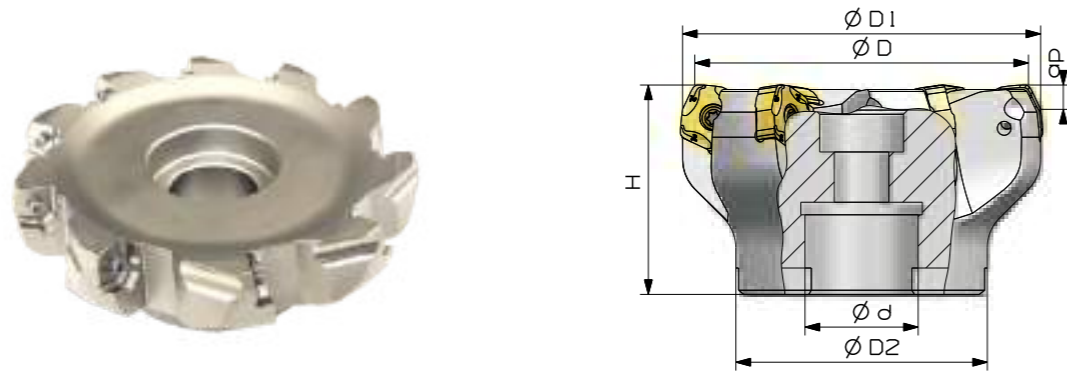
Type 型号	基本尺寸(mm) Dimension						Adapter 接口形式	Tooth 齿数	Weight 重量 (kg)
	ØD <sub>2</sub>	ØD <sub>1</sub>	ØD	Ød	H	ap			
DF02.25B40.125.05	80	154	125	40	63	17	B	5	4.5
DF02.25C40.160.06	100	189	160	40	63	17	C	6	6.9
DF02.25C60.200.08	150	229	200	60	63	17	C	8	10.5
DF02.25C60.250.10	160	278	250	60	63	17	C	10	16.7
DF02.25D60.315.12	270	346	315	60	63	17	D	12	27.3

可转位铣削刀具 Indexable milling tools

面铣刀具 Kr:65°



DF03



★ 刀具附件 Spare parts

刀片 Insert 	刀片螺钉 Insert Screw 	扳手 Wrench 
R365-1505ZNE	TL60 M4X10	T15T

注明：配套刀片建议参考山特维克刀片。 Note: The insert is Sandvik brand.

★ 刀具规格型号 Type of Milling Tools

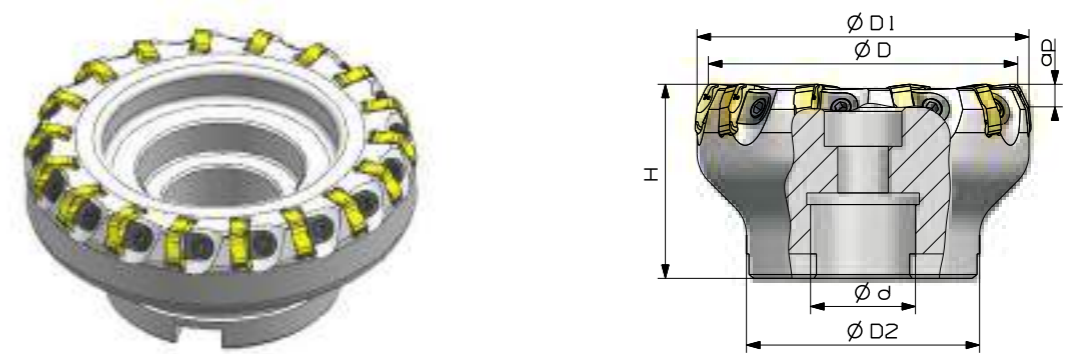
Type 型号	基本尺寸(mm) Dimension						Adapter 接口 形式	Tooth 齿数	Weight 重量 (kg)
	ØD <sub>2</sub>	ØD <sub>1</sub>	ØD	ød	H	ap			
DF03.15A22.050.04	40	57	50	22	40	6	A	4	0.5
DF03.15A22.063.05	50	70	63	22	40	6	A	5	0.7
DF03.15A27.080.06	60	87	80	27	50	6	A	6	1.1
DF03.15B32.100.07	70	107	100	32	50	6	B	7	1.8
DF03.15B40.125.08	80	132	125	40	63	6	B	8	3.4
DF03.15B40.160.10	100	167	160	40	63	6	B	10	5.2
DF03.15C60.200.12	150	207	200	60	63	6	C	12	7.8

Indexable milling tools 可转位铣削刀具

面铣刀具 Kr:65°



DF03



★ 刀具附件 Spare parts

刀片 Insert 	压紧螺钉 Clamping Screw 	压块 Clamp 	扳手 Wrench 
R365-1505ZNE	DM6*20	W18N	S3

注明：配套刀片建议参考山特维克刀片。 Note: The insert is Sandvik brand.

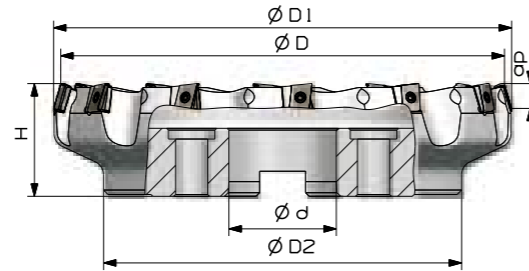
★ 刀具规格型号 Type of milling tools

Type 型号	基本尺寸(mm) Dimension						Adapter 接口 形式	Tooth 齿数	Weight 重量 (kg)
	ØD <sub>2</sub>	ØD <sub>1</sub>	ØD	ød	H	ap			
DF03.15A27.080.10	60	87	80	27	50	6	A	10	1.4
DF03.15B32.100.14	70	107	100	32	50	6	B	14	2.0
DF03.15B40.125.18	80	132	125	40	63	6	B	18	3.8
DF03.15B40.160.22	100	167	160	40	63	6	B	22	5.7
DF03.15C60.200.28	150	207	200	60	63	6	C	28	10.2
DF03.15C60.250.36	180	257	250	60	63	6	C	36	15.2

面铣刀具 Kr:75°



EF02



★ 刀具附件 Spare parts

刀片 Insert	刀垫 Shim	刀片螺钉 Insert Screw	刀垫螺钉 Shim Screw	扳手 Wrench
LNKT1506	LLN15R-ZR	TL60 M4X15	L60 M3X8	T10T/T15T

注明：配套刀片建议参考株洲钻石刀片。 Note: The insert is Zccct brand.

★ 刀具规格型号 Type of milling tools

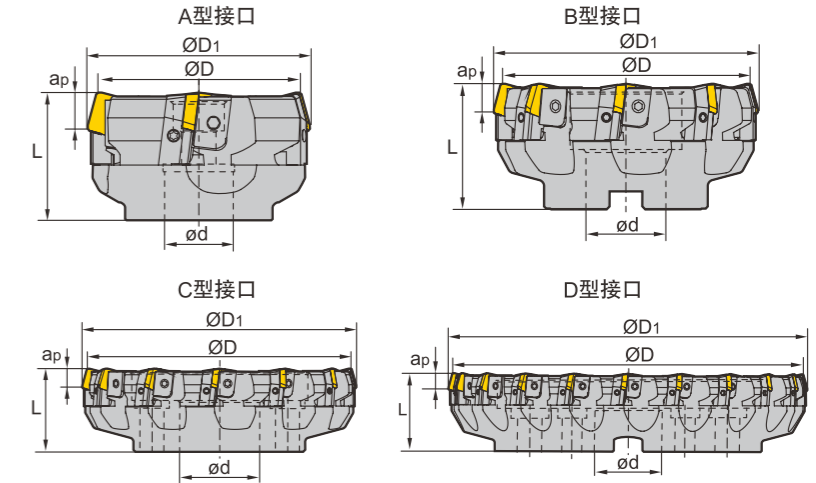
Type 型号	基本尺寸(mm) Dimension						Adapter 接口形式	Tooth 齿数	Weight 重量 (kg)
	ØD <sub>2</sub>	ØD <sub>1</sub>	ØD	ød	H	ap			
EF02.15B40.125.06	80	137	125	40	63	8	B	6	3.8
EF02.15B40.160.08	100	170	160	40	63	8	B	8	6.6
EF02.15C60.200.10	150	208	200	60	63	8	C	10	9.6
EF02.15C60.250.12	200	257	250	60	63	8	C	12	13.4
EF02.15D60.315.16	250	328	315	60	63	8	D	16	25.2

了解具体库存情况请致电厂家 详情请登陆网站www.hnsant.com

面铣刀具 Kr:75°



EF03



★ 刀具附件 Spare parts

刀片 Insert	刀夹 Tool chuck	压块 Clamp	压紧螺钉 Clamping Screw	刀夹螺钉 Tool chuck screw	扳手 Wrench
SPKN1203	LSP12R/L	W04R/L	WM8×17	LOM5×15.1	S3
SPKN1203	LSP12R/L	W04R/L	WM8×22		S4
SPKN1504	LSP15R/L	W04R/L	WM8×22		

注明：配套刀片建议参考株洲钻石刀片。 Note: The insert is Zccct brand.

★ 刀具规格型号 Type of Milling Tools

Type 型号	基本尺寸(mm) Dimension					Adapter 接口形式	Tooth 齿数	Weight 重量 (kg)
	ØD	ØD <sub>1</sub>	ød	L	ap			
EF03.12A27.080.04	80	84	27	50	6	4	A	1.1
EF03.12B27.100.06	100	104	27	50	6	6	B	1.9
EF03.12B40.125.08	125	129	40	63	6	8	B	3.5
EF03.12B40.160.10	160	164	40	63	6	10	B	5.7
EF03.12C60.200.12	200	203	60	63	6	12	C	8.2
EF03.12C60.250.16	250	253	60	63	6	16	C	13.8
EF03.12D60.315.20	315	318	60	70	6	20	D	23.5
EF03.15A27.080.04	80	84	27	50	8	4	A	1.0
EF03.15B27.100.06	100	104	27	50	8	6	B	1.8
EF03.15B40.125.08	125	129	40	63	8	8	B	3.3
EF03.15B40.160.10	160	164	40	63	8	10	B	5.4
EF03.15C60.200.12	200	204	60	63	8	12	C	7.9
EF03.15C60.250.16	250	253	60	63	8	16	C	13.6
EF03.15D60.315.20	315	318	60	70	8	20	D	23.1

了解具体库存情况请致电厂家 详情请登陆网站www.hnsant.com

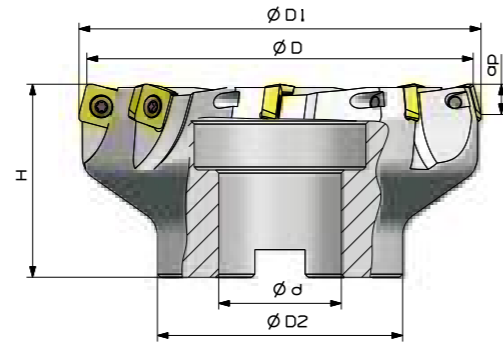


可转位铣削刀具 Indexable milling tools

面铣刀具 Kr:75°



EF04



★ 刀具附件 Spare parts

刀片 Insert 	刀片螺钉 Insert Screw 	扳手 Wrench 
SPK□1204	TL60 M5X12	T20T

注明：配套刀片建议参考株洲钻石刀片。 Note: The insert is Zccct brand.

★ 刀具规格型号 Type of milling tools

Type 型号	基本尺寸(mm) Dimension						Adapter 接口形式	Tooth 齿数	Weight 重量 (kg)
	ØD <sub>2</sub>	ØD <sub>1</sub>	ØD	Ød	H	a <sub>p</sub>			
EF04.12A22.050.04	40	54	50	22	40	6	A	4	0.3
EF04.12A22.063.05	50	66	63	22	50	6	A	5	0.6
EF04.12A27.080.06	60	83	80	27	50	6	A	6	0.9
EF04.12B32.100.07	70	103	100	32	50	6	B	7	1.4
EF04.12B40.125.08	80	128	125	40	63	6	B	8	2.5

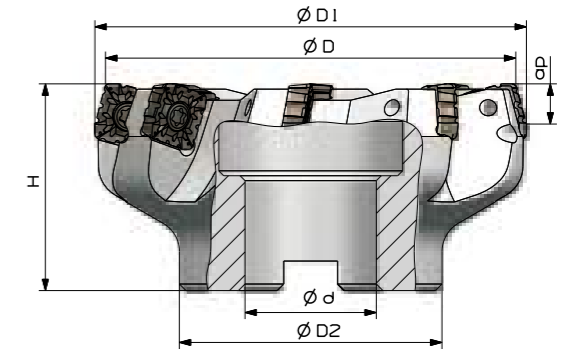
了解具体库存情况请致电厂家 详情请登陆网站www.hnsant.com

Indexable milling tools 可转位铣削刀具

面铣刀具 Kr:75°



EF06



★ 刀具附件 Spare parts

刀片 Insert 	压紧螺钉 Clamping Screw 	扳手 Wrench 
SPMT1806EDER	TL60 M6X16	T25T

注明：配套刀片建议参考京瓷刀片。 Note: The insert is Kyocera brand.

★ 刀具规格型号 Type of milling tools

Category 类别	Type 型号	基本尺寸(mm) Dimension						Adapter 接口形式	Tooth 齿数	Weight 重量 (kg)
		ØD <sub>2</sub>	ØD <sub>1</sub>	ØD	Ød	H	a <sub>p</sub>			
标准型	EF06.18A27.080.04	60	87	80	27	50	12.4	A	4	1.3
	EF06.18B32.100.05	70	107	100	32	50	12.4	B	5	2.0
	EF06.18B40.125.06	80	132	125	40	63	12.4	B	6	3.6
	EF06.18B40.160.08	100	167	160	40	63	12.4	B	8	5.0
	EF06.18C60.200.10	150	207	200	60	63	12.4	C	10	7.7
	EF06.18C60.250.12	180	257	250	60	63	12.4	C	12	12.0
多刃型	EF06.18A27.080.06	60	87	80	27	50	12.4	A	6	1.3
	EF06.18B32.100.07	70	107	100	32	50	12.4	B	7	1.9
	EF06.18B40.125.08	80	132	125	40	63	12.4	B	8	3.5
	EF06.18B40.160.10	100	167	160	40	63	12.4	B	10	4.9
	EF06.18C60.200.12	150	207	200	60	63	12.4	C	12	7.6
	EF06.18C60.250.14	180	257	250	60	63	12.4	C	14	17.0

了解具体库存情况请致电厂家 详情请登陆网站www.hnsant.com

# 铣削刀具 | MILLING TOOLS

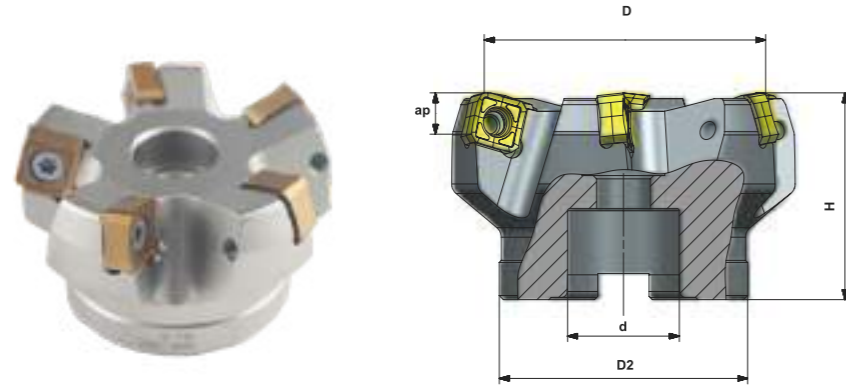


可转位铣削刀具 Indexable milling tools

## 面铣刀具 Kr:75°



### EF08



#### ★ 刀具附件 Spare parts

刀片 Insert	压紧螺钉 Clamping Screw	扳手 Wrench
SNGX1205ENN	TL60M5X13	T20

注明：配套刀片与株洲钻石、瓦尔特、克洛伊通用。Note: Insert can be Zccct/Walter/Kolory brands.

#### ★ 刀具规格型号 Type of milling tools

Type 型号	基本尺寸(mm) Dimension					Adapter 接口形式	Tooth 齿数	Weight 重量 (kg)
	ØD <sub>2</sub>	ØD	Ød	H	ap			
EF08.12A22.050.04	40	50	22	40	8	A	4	0.3
EF08.12A22.063.05	50	63	22	40	8	A	5	0.5
EF08.12A27.080.06	60	80	27	50	8	A	6	1.2
EF08.12B32.100.07	70	100	32	50	8	B	7	1.7
EF08.12B40.125.08	80	125	40	63	8	B	8	3.0
EF08.12B40.160.10	100	160	40	63	8	B	10	4.5

了解具体库存情况请致电厂家 详情请登陆网站www.hnsant.com



# 铣削刀具 | MILLING TOOLS

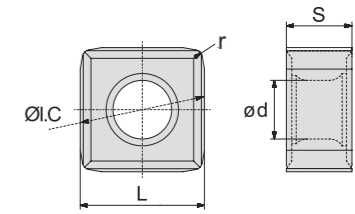
Indexable milling tools 可转位铣削刀具

#### ★ 刀片选择 Matching Insert

型号 Type	SP210M	SP210T	SD2136	SD2336	SD4326	SD4226	SD4236	SD5346	SD5236	SD5450	SD5440	SD5146	基本尺寸(mm) Dimension				
	L	Ø1.C	S	Ød	r						L	Ø1.C	S	Ød	r		
SNGX1205ENN	○	○											12.7	12.7	6.5	5.9	0.8
SNMX1205ANN			●	●	○	○	○	○			●		12.7	12.7	6.5	5.9	0.8

<b>P</b> 钢	<input type="checkbox"/>	<input checked="" type="checkbox"/>	<input checked="" type="checkbox"/>	<input checked="" type="checkbox"/>				<input checked="" type="checkbox"/>			<input checked="" type="checkbox"/>						
<b>M</b> 不锈钢	<input type="checkbox"/>	<input type="checkbox"/>	<input type="checkbox"/>	<input checked="" type="checkbox"/>													
<b>K</b> 铸铁	<input checked="" type="checkbox"/>	<input type="checkbox"/>		<input checked="" type="checkbox"/>	<input checked="" type="checkbox"/>	<input checked="" type="checkbox"/>	<input checked="" type="checkbox"/>										
<b>N</b> 有色金属																	
<b>S</b> 耐热合金、钛合金				<input checked="" type="checkbox"/>													
<b>H</b> 淬硬材料																	



● 常备库存 Unallocated stock ○ 可备库存 Available stock ■ 推荐应用 Main application □ 拓展应用 Extended application

了解具体库存情况请致电厂家 详情请登陆网站www.hnsant.com

# 铣削刀具 | MILLING TOOLS

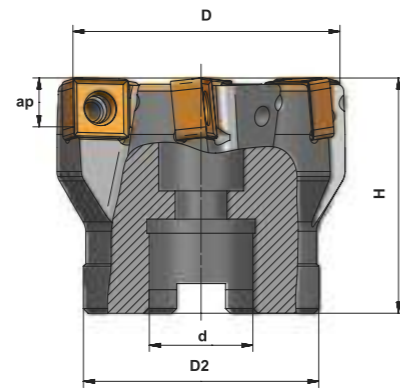


可转位铣削刀具 Indexable milling tools

## 面铣刀具 Kr:88°



### PF88



#### ★ 刀具附件 Spare parts

刀片 Insert	压紧螺钉 Clamping Screw	扳手 Wrench
 SNGX1205PNN	 TL60M5X13	 T20

注明：配套刀片与株洲钻石、瓦尔特、克洛伊通用。Note: Insert can be Zccct/Walter/Kolory brands.

#### ★ 刀具规格型号 Type of milling tools

Type 型号	基本尺寸(mm) Dimension					Adapter 接口 形式	Tooth 齿数	Weight 重量 (kg)
	ØD <sub>2</sub>	ØD	Ød	H	ap			
PF88.12A22.050.04	40	50	22	40	10	A	4	0.3
PF88.12A22.063.06	50	63	22	40	10	A	6	0.5
PF88.12A27.080.07	60	80	27	50	10	A	7	1.2
PF88.12B32.100.08	70	100	32	50	10	B	8	1.8
PF88.12B40.125.10	80	125	40	63	10	B	10	3.1
PF88.12B40.160.12	100	160	40	63	10	B	12	5.5
PF88.12C60.200.14	160	200	60	63	10	C	14	7.2

了解具体库存情况请致电厂家 详情请登陆网站www.hnsant.com



# 铣削刀具 | MILLING TOOLS

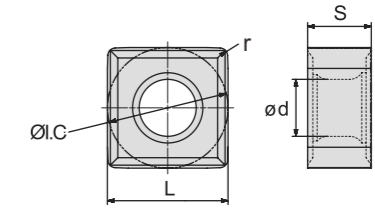
Indexable milling tools 可转位铣削刀具

#### ★ 刀片选择 Matching Insert

型号 Type	SP210M	SP210T	SD2136	SD2336	SD4326	SD4226	SD4236	SD5346	SD5236	SD5450	SD5440	SD5146	基本尺寸(mm) Dimension				
	L	Ø1.C	S	Ød	r												
SNGX1205PNN	○	○											12.7	12.7	6.5	5.9	0.8
SNMX1205ANN			●	●	○	○	○	○			●		12.7	12.7	6.5	5.9	0.8

<b>P</b> 钢	<input type="checkbox"/>	<input checked="" type="checkbox"/>	<input checked="" type="checkbox"/>	<input checked="" type="checkbox"/>				<input checked="" type="checkbox"/>			<input checked="" type="checkbox"/>						
<b>M</b> 不锈钢	<input type="checkbox"/>	<input type="checkbox"/>	<input type="checkbox"/>	<input checked="" type="checkbox"/>													
<b>K</b> 铸铁	<input checked="" type="checkbox"/>	<input type="checkbox"/>		<input checked="" type="checkbox"/>	<input checked="" type="checkbox"/>	<input checked="" type="checkbox"/>	<input checked="" type="checkbox"/>										
<b>N</b> 有色金属																	
<b>S</b> 耐热合金、钛合金				<input checked="" type="checkbox"/>													
<b>H</b> 淬硬材料																	




● 常备库存 Unallocated stock ○ 可备库存 Available stock ■ 推荐应用 Main application □ 拓展应用 Extended application

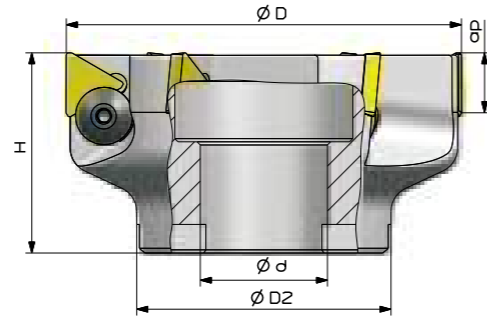
了解具体库存情况请致电厂家 详情请登陆网站www.hnsant.com

可转位铣削刀具 Indexable milling tools

面铣刀具 Kr:90°



PF01



★ 刀具附件 Spare parts

刀片 Insert 	刀片螺钉 Insert Screw 	扳手 Wrench 
TPKN2204	MYL8X18	S4


注明：配套刀片建议参考株洲钻石刀片。 Note: The insert is Zccct brand.

★ 刀具规格型号 Type of milling tools

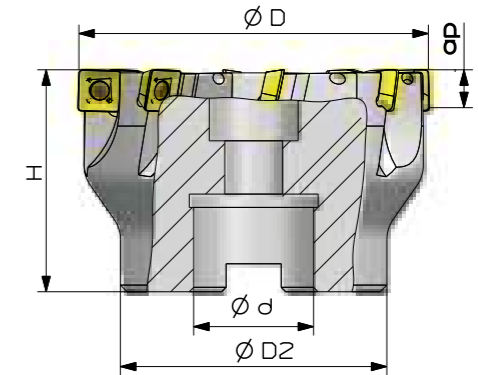
Type 型号	基本尺寸(mm) Dimension					Adapter 接口 形式	Tooth 齿数	Weight 重量 (kg)
	ØD <sub>2</sub>	ØD	Ød	H	a <sub>p</sub>			
PF01.22A22.063.03	50	63	22	50	15	A	3	0.5
PF01.22A27.080.04	60	80	27	50	15	A	4	0.9
PF01.22B32.100.05	70	100	32	50	15	B	5	1.8
PF01.22B40.125.06	80	125	40	63	15	B	6	2.5
PF01.22B40.160.07	100	160	40	63	15	B	7	3.6

Indexable milling tools 可转位铣削刀具

面铣刀具 Kr:90°



PF02



★ 刀具附件 Spare parts

刀片 Insert 	刀片螺钉 Insert Screw 	扳手 Wrench 
SEET09T308PER	TL60 M3X7	T08T


注明：配套刀片建议参考株洲钻石刀片。 Note: The insert is Zccct brand.

★ 刀具规格型号 Type of Milling Tools

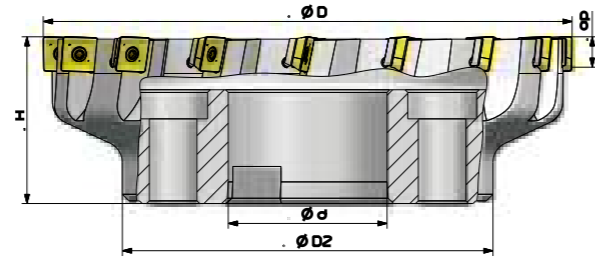
Type 号 型	基本尺寸(mm) Dimension					Adapter 接口 形式	Tooth 齿数	Weight 重量 (kg)
	ØD <sub>2</sub>	ØD	Ød	H	a <sub>p</sub>			
PF02.09A22.050.05	40	50	22	40	6.5	A	5	0.3
PF02.09A22.063.06	50	63	22	40	6.5	A	6	0.5
PF02.09A27.080.08	60	80	27	50	6.5	A	8	0.9
PF02.09B32.100.08	70	100	32	50	6.5	B	8	1.7
PF02.09B32.100.10	70	100	32	50	6.5	B	10	1.7
PF02.09B40.125.12	80	125	40	63	6.5	B	12	2.6

可转位铣削刀具 Indexable milling tools

面铣刀具 Kr:90°



PF02



★ 刀具附件 Spare parts

刀片 Insert 	刀垫 Shim 	螺套 Threaded Sleeve 	刀片螺钉 Insert Screw 	扳手 wrench 	扳手 Wrench 
SEET120308PER	S12BSX	SM0508	TL60 M3.5X10	T15 T	S3.5


注明：配套刀片建议参考株洲钻石刀片。Note: The insert is Zscct brand.

★ 刀具规格型号 Type of milling tools

Category 类别	Type 型号	基本尺寸(mm) Dimension					Adapter 接口形式	Tooth 齿数	Weight 重量 (kg)
		ØD <sub>2</sub>	ØD	Ød	H	a <sub>p</sub>			
疏齿型	PF02.12A22.050.03	40	50	22	40	10	A	3	0.3
	PF02.12A22.063.04	50	63	22	40	10	A	4	0.65
	PF02.12A27.080.04	60	80	27	50	10	A	4	0.9
	PF02.12B32.100.05	70	100	32	50	10	B	5	1.2
	PF02.12B40.125.06	80	125	40	63	10	B	6	3.1
	PF02.12C40.160.08	100	160	40	63	10	C	8	4.1
	PF02.12C60.200.10	140	200	60	63	10	C	10	6.1
	PF02.12C60.250.12	200	250	60	63	10	C	12	10.9
标准型	PF02.12A22.050.04	40	50	22	40	10	A	4	0.3
	PF02.12A22.063.05	50	63	22	40	10	A	5	0.65
	PF02.12A27.080.06	60	80	27	50	10	A	6	0.9
	PF02.12B32.100.07	70	100	32	50	10	B	7	1.2
	PF02.12B40.125.08	80	125	40	63	10	B	8	3.1
	PF02.12C40.160.12	100	160	40	63	10	C	12	4.1

Indexable milling tools 可转位铣削刀具

面铣刀具 Kr:90°




★ 刀具规格型号 Spare parts

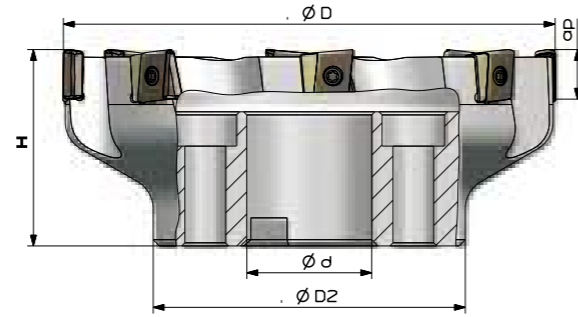
Category 类别	Type 型号	基本尺寸(mm) Dimension					Adapter 接口形式	Tooth 齿数	Weight 重量 (kg)
		ØD <sub>2</sub>	ØD	Ød	H	a <sub>p</sub>			
密齿型	PF02.12A22.050.05	40	50	22	40	10	A	5	0.3
	PF02.12A22.063.06	50	63	22	40	10	A	6	0.65
	PF02.12A27.080.08	60	80	27	50	10	A	8	0.9
	PF02.12B32.100.10	70	100	32	50	10	B	10	1.2
	PF02.12B40.125.12	80	125	40	63	10	B	12	3.1
	PF02.12C40.160.14	100	160	40	63	10	C	14	4.1
	PF02.12C60.200.16	140	200	60	63	10	C	16	6.1
	PF02.12C60.250.18	200	250	60	63	10	C	18	10.9
	PF02.12D60.315.24	250	315	60	63	10	D	24	21.6

可转位铣削刀具 Indexable milling tools

面铣刀具 Kr:90°



PF03



★ 刀具附件 Spare parts

刀片 Insert	刀垫 Shim	刀片螺钉 Insert Screw	刀垫螺钉 Shim Screw	扳手 Wrench	扳手 Wrench
LNKT1506EN-ZR	LLN15-ZR	TL60 M4X12	L60 M3X7	T15T	T10T
LNKT2007DN-ZR	LLN20-ZR	TL60 M4X15	L60 M3X7	T15T	T10T
LNKT2510-ZR	LLN25R-ZR	TL60 M5X17	L60 M3.5X10	T15T	T20T


注明：配套刀片建议参考株洲钻石品牌刀片。Note: The insert is Zccct brand

★ 刀具规格型号 Type of milling tools

Category 类别	Type 型号	基本尺寸(mm) Dimension					Adapter 接口形式	Tooth 齿数	Weight 重量 (kg)
		$\varnothing D_2$	$\varnothing D$	$\varnothing d$	H	$a_p$			
LN15	PF03.15B40.125.06	80	125	40	63	8	B	6	3.2
	PF03.15C40.160.08	100	160	40	63	8	C	8	5.1
	PF03.15C60.200.10	150	200	60	63	8	C	10	6.5
	PF03.15C60.250.12	200	250	60	63	8	C	12	11.5
	PF03.15D60.315.16	250	315	60	63	8	D	16	19.8

Indexable milling tools 可转位铣削刀具


面铣刀具 Kr:90°



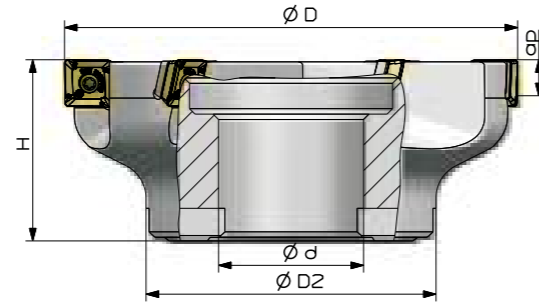
★ 刀具规格型号 Spare parts

Category 类别	Type 型号	基本尺寸(mm) Dimension					Adapter 接口形式	Tooth 齿数	Weight 重量 (kg)
		$\varnothing D_2$	$\varnothing D$	$\varnothing d$	H	$a_p$			
LN20	PF03.20B40.125.06	80	125	40	63	12	B	6	3.2
	PF03.20C40.160.08	100	160	40	63	12	C	8	5.1
	PF03.20C60.200.10	150	200	60	63	12	C	10	6.5
	PF03.20C60.250.12	200	250	60	63	12	C	12	11.5
	PF03.20D60.315.15	250	315	60	63	12	D	15	19.8
LN25	PF03.25B40.125.05	80	125	40	63	15	B	5	3.2
	PF03.25C40.160.06	100	160	40	63	15	C	6	5.1
	PF03.25C60.200.08	150	200	60	63	15	C	8	6.5
	PF03.25C60.250.10	200	250	60	63	15	C	10	11.5
	PF03.25D60.315.12	250	315	60	63	15	D	12	19.8

面铣刀具 Kr:90°



PF04



★ 刀具附件 Spare parts


刀片 Insert	刀垫 Shim	螺套 Threaded Sleeve	刀片螺钉 Insert Screw	扳手 Wrench	扳手 Wrench
R290-12T308	S12BSX	SM0508	TL60 M3.5X10	T15T	S3.5

注明：配套刀片建议参考山特维克品牌刀片。Note: The insert is Sandvik brand.

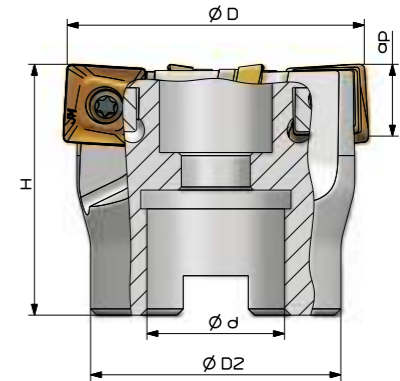

★ 刀具规格型号 Type of milling tools

Type 型号	基本尺寸(mm) Dimension					Adapter 接口 形式	Tooth 齿数	Weight 重量 (kg)
	ØD <sub>2</sub>	ØD	ød	H	a <sub>p</sub>			
PF04.12A22.050.03	40	50	22	40	9	A	3	0.5
PF04.12A22.063.04	50	63	22	40	9	A	4	0.6
PF04.12B27.080.04	60	80	27	50	9	B	4	0.9
PF04.12B32.100.05	70	100	32	50	9	B	5	1.3
PF04.12B40.125.06	80	125	40	63	9	B	6	2.7
PF04.12C40.160.08	100	160	40	63	9	C	8	4.1
PF04.12C60.200.10	150	200	60	63	9	C	10	6.2
PF04.12C60.250.12	180	250	60	63	9	C	12	10.7

面铣刀具 Kr:90°



PF06



★ 刀具附件 Spare parts


刀片 Insert	刀垫 Shim	螺套 Threaded Sleeve	刀片螺钉 Insert Screw	扳手 Wrench	扳手 Wrench
SOMT12T308PEER	S12BSX	SM0508	TL60 M3.5X10	T15T	S3.5

注明：配套刀片建议参考三菱品牌刀片。Note: The insert is Mitsubishi brand.

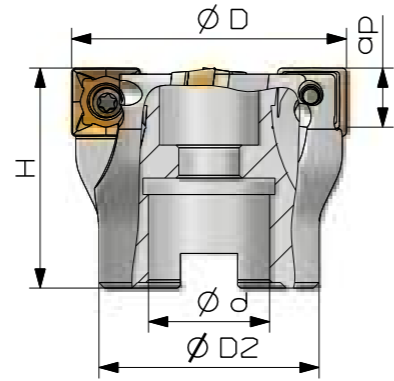
★ 刀具规格型号 Type of milling tools

Type 型号	基本尺寸(mm) Dimension					Adapter 接口 形式	Tooth 齿数	Weight 重量 (kg)
	ØD <sub>2</sub>	ØD	ød	H	a <sub>p</sub>			
PF06.12A22.050.04	40	50	22	40	10	A	4	0.3
PF06.12A22.063.05	50	63	22	40	10	A	5	0.5
PF06.12B27.080.06	60	80	27	50	10	B	6	0.6
PF06.12B32.100.07	70	100	32	50	10	B	7	1.4
PF06.12B40.125.08	80	125	40	63	10	B	8	2.2
PF06.12C40.160.12	100	160	40	63	10	C	12	3.5
PF06.12C60.200.16	150	200	60	63	10	C	16	6.2
PF06.12C60.250.18	180	250	60	63	10	C	18	10.7

面铣刀具 Kr:90°



PF07



★ 刀具附件 Spare parts


刀片 Insert	刀垫 Shim	螺套 Threaded Sleeve	刀片螺钉 Insert Screw	扳手 Wrench	扳手 Wrench
XDMT120408PDER	S12BSX	SM0508	TL60 M3.5X10	T15T	S3.5

注明：配套刀片建议参考住友品牌刀片。Note: The insert is Sumitomo brand.

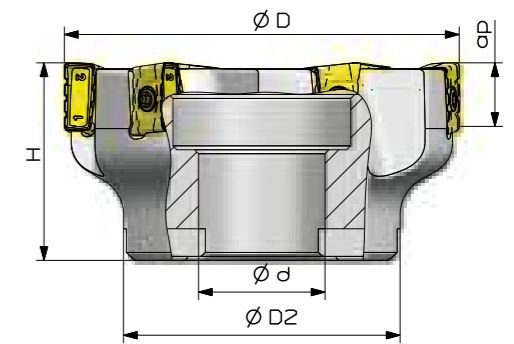
★ 刀具规格型号 Type of Milling Tools

Type 型号	基本尺寸(mm) Dimension					Adapter 接口 形式	Tooth 齿数	Weight 重量 (kg)
	ØD <sub>2</sub>	ØD	Ød	H	ap			
PF07.12A22.050.04	40	50	22	40	10	A	4	0.3
PF07.12A22.063.05	50	63	22	40	10	A	5	0.5
PF07.12A27.080.06	60	80	27	50	10	A	6	1.0
PF07.12B32.100.07	70	100	32	50	10	B	7	1.5
PF07.12B40.125.08	80	125	40	63	10	B	8	2.5
PF07.12C40.160.10	100	160	40	63	10	C	10	4.5
PF07.12C60.200.12	150	200	60	63	10	C	12	8.3

面铣刀具 Kr:90°



PF08



★ 刀具附件 Spare parts

刀片 Insert	刀片螺钉 Insert Screw	扳手 Wrench
LNMX170808PNSR	TL60 M4X12	T15T

注明：配套刀片建议参考住友品牌刀片。Note: The insert is Sumitomo brand.

★ 刀具规格型号 Type of milling tools

Type 型号	基本尺寸(mm) Dimension					Adapter 接口 形式	Tooth 齿数	Weight 重量 (kg)
	ØD <sub>2</sub>	ØD	Ød	H	ap			
PF08.17B27.080.05	60	80	27	50	14	B	5	1.0
PF08.17B32.100.06	70	100	32	50	14	B	6	1.8
PF08.17B40.125.06	80	125	40	63	14	B	6	2.4
PF08.17B40.160.08	100	160	40	63	14	B	8	4.0
PF08.17C60.200.10	150	200	60	63	14	C	10	6.5
PF08.17C60.250.12	180	250	60	63	14	C	12	12.3




# 铣削刀具 | MILLING TOOLS

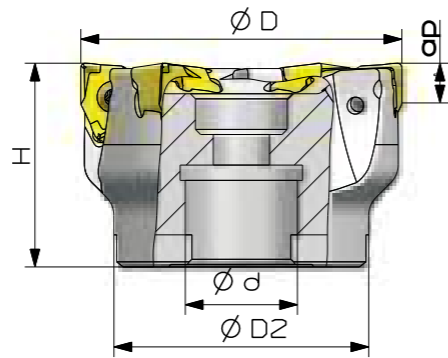


可转位铣削刀具 Indexable milling tools

## 面铣刀具 Kr:90°



### PF09



#### ★ 刀具附件 Spare parts

刀片 Insert	刀片螺钉 Insert Screw	扳手 Wrench
XNEX0806	TL60 M4X12	T15T

注明：配套刀片建议参考山高品牌刀片。Note: The insert is SECO brand.

#### ★ 刀具规格型号 Type of Milling Tools

Type 型号	基本尺寸(mm) Dimension					Adapter 接口 形式	Tooth 齿数	Weight 重量 (kg)
	ØD <sub>2</sub>	ØD	Ød	H	ap			
PF09.08A22.050.05	40	50	22	40	6	A	5	0.3
PF09.08A22.063.06	50	63	22	40	6	A	6	0.5
PF09.08B27.080.07	60	80	27	50	6	B	7	1.0
PF09.08B32.100.08	70	100	32	50	6	B	8	1.8
PF09.08B40.125.11	80	125	40	63	6	B	11	2.4
PF09.08B40.160.12	100	160	40	63	6	B	12	3.8
PF09.08C60.200.16	150	200	60	63	6	C	16	6.2


了解具体库存情况请致电厂家 详情请登陆网站www.hnsant.com



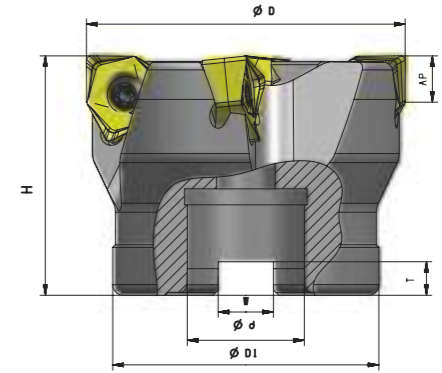
# 铣削刀具 | MILLING TOOLS

可转位铣削刀具 Indexable milling tools

## 面铣刀具 Kr:90°



### PF10



#### ★ 刀具附件 Spare parts

刀片 Insert	刀片螺钉 Insert Screw	扳手 Wrench
WNMU080608	TL60 M5X13	T20T

注明：配套刀片与京瓷品牌通装。Note: Replaceable with Kyocera brand inserts.

#### ★ 刀具规格型号 Type of Milling Tools

Type 型号	基本尺寸(mm) Dimension							Adapter 接口 形式	Tooth 齿数	Weight 重量 (kg)
	ØD	ØD <sub>1</sub>	Ød	H	W	ap	T			
PF10.08A22.063.03	63	47	22	40	10.4	8	6.3	A	3	0.5
PF10.08A27.080.04	80	60	27	50	12.4	8	6.3	A	4	1.0
PF10.08B32.100.05	100	70	32	50	14.4	8	8	B	5	1.3
PF10.08B40.125.06	125	80	40	63	16.4	8	9	B	6	2.5
PF10.08B40.160.08	160	100	40	63	16.4	8	9	B	8	3.8
PF10.08C60.200.10	200	150	60	63	25.7	8	14	C	10	6.0
PF10.08C60.250.12	250	180	60	63	25.7	8	14	C	12	8.4
PF10.08A22.063.04	63	47	22	40	10.4	8	6.3	A	4	0.5
PF10.08A27.080.05	80	60	27	50	12.4	8	6.3	A	5	1.0
PF10.08B32.100.07	100	70	32	50	14.4	8	8	B	7	1.3
PF10.08B40.125.08	125	80	40	63	16.4	8	9	B	8	2.5
PF10.08B40.160.10	160	100	40	63	16.4	8	9	B	10	3.8
PF10.08C60.200.12	200	150	60	63	25.7	8	14	C	12	6.0
PF10.08C60.250.14	250	180	60	63	25.7	8	14	C	14	8.4

了解具体库存情况请致电厂家 详情请登陆网站www.hnsant.com

# 铣削刀具 | MILLING TOOLS



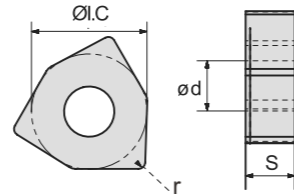
可转位铣削刀具 Indexable milling tools

## ★ 刀片选择 Matching Insert

型号 Type	SP210M	SD2136	SD2336	SD4326	SD4226	SD4236	SD5346	SD5236	SD5450	SD5440	SD5146	基本尺寸(mm) Dimension				
												L	ØI.C	S	Ød	r
<b>WNMU080608PN-GM</b>	●											8.7	14.02	6.65	6.2	0.8
<b>WNMU080608EN-GM</b>	●	●	○	○	○				○	○		8.7	14.02	6.65	6.2	0.8

材料	SP210M	SD2136	SD2336	SD4326	SD4226	SD4236	SD5346	SD5236	SD5450	SD5440	SD5146
<b>P</b> 钢	□	■	■					■	■		
<b>M</b> 不锈钢	□	□	■					■			
<b>K</b> 铸铁	■	■	■	■	■	■					
<b>N</b> 有色金属											
<b>S</b> 耐热合金、钛合金			■								
<b>H</b> 淬硬材料											




● 常备库存 Unallocated stock ○ 可备库存 Available stock ■ 推荐应用 Main application □ 拓展应用 Extended application



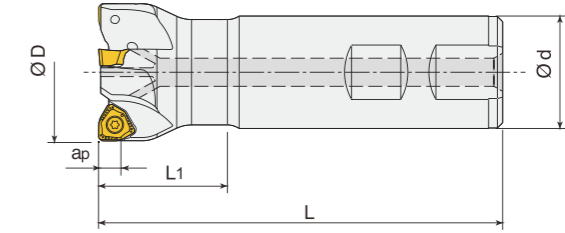
# 铣削刀具 | MILLING TOOLS

Indexable milling tools 可转位铣削刀具

## 面铣刀具 Kr:90°



### PF11



## ★ 刀具附件 Spare parts


刀片 Insert	刀片螺钉 Insert Screw	扳手 Wrench
XNGU090508PRHDE	TL60 M4X10	T20

注明：配套刀片与株洲钻石、特固克通用。Note: Replaceable with Zccct/Taegutec brand inserts.

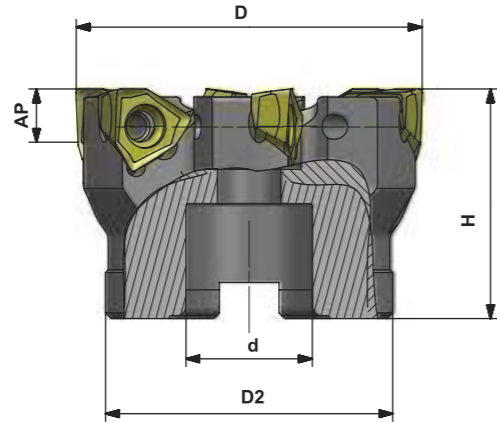
## ★ 刀具规格型号 Type of Milling Tools

Type 型号	基本尺寸(mm) Dimension					Adapter 接口形式	Tooth 齿数	Weight 重量 (kg)
	ØD	Ød	L	L1	ap			
<b>PF11.09Z32.032.02</b>	32	32	160	40	9.2	Z	2	0.3
<b>PF11.09Z32.040.03</b>	40	32	200	40	9.2	Z	3	0.4
<b>PF11.09W32.032.02</b>	32	32	110	40	9.2	W	2	0.3
<b>PF11.09W32.040.03</b>	40	32	120	40	9.2	W	3	0.4
<b>PF11.09W32.040.04</b>	40	32	120	40	9.2	W	4	0.5

面铣刀具 **Kr:90°**



**PF11**



★ 刀具附件 Spare parts

刀片 Insert	刀片螺钉 Insert Screw	扳手 Wrench
XNGU090508PRHDE	TL60 M4X10	T20

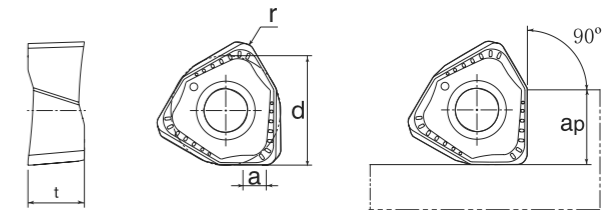
注明：配套刀片与株洲钻石、特固克通用。Note: Replaceable with Zscct/Taegutec brand inserts.

★ 刀具规格型号 Type of milling tools

Type 型号	基本尺寸(mm) Dimension					Adapter 接口 形式	Tooth 齿数	Weight 重量 (kg)
	ØD <sub>2</sub>	ØD	ød	H	ap			
<b>PF11.09A22.050.05</b>	40	50	22	40	9.2	A	5	0.35
<b>PF11.09A22.063.06</b>	50	63	22	40	9.2	A	6	0.51
<b>PF11.09A27.080.07</b>	60	80	27	50	9.2	A	7	1.05
<b>PF11.09B32.100.08</b>	70	100	32	50	9.2	B	8	1.82
<b>PF11.09B40.125.11</b>	80	125	40	63	9.2	B	11	3.09
<b>PF11.09B40.160.12</b>	100	160	40	63	9.2	B	12	4.27


★ 刀片选择 Matching Insert

型号 Type	SP210T	SD2136	SD2336	SD4326	SD4226	SD4236	SD5346	SD5450	SD5440	基本尺寸(mm) Dimension				
										d	t	a	r	ap
<b>XNGU090508PRHDE-M</b>	●									13.05	6.74	2.0	0.8	9.2
<b>P</b> 钢	■													
<b>M</b> 不锈钢	□													
<b>K</b> 铸铁	□													
<b>N</b> 有色金属														
<b>S</b> 耐热合金、钛合金														
<b>H</b> 淬硬材料														

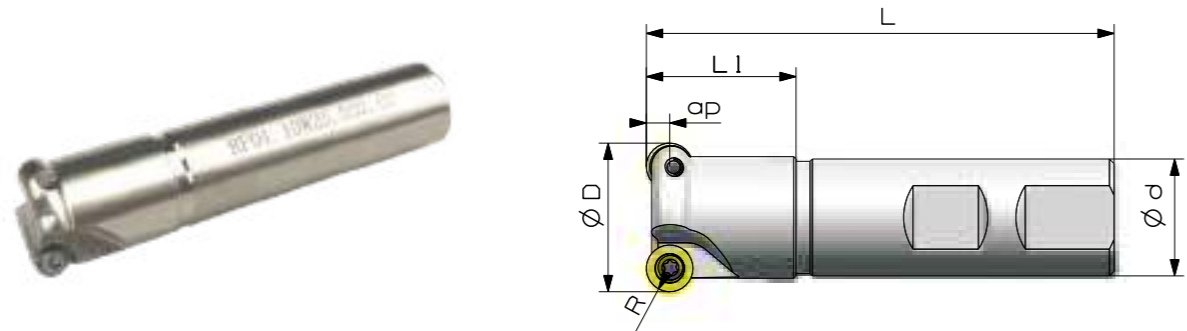


● 常备库存 Unallocated stock ○ 可备库存 Available stock ■ 推荐应用 Main application □ 拓展应用 Extended application

面铣刀具



RF01



★ 刀具附件 Spare parts


刀片 Insert	刀片螺钉 Insert Screw	扳手 Wrench
RCKT10T3MO-DM	TL60 M4X10	T15
RCKT1204MO-DR	TL60 M3.5X10	T15

注明：配套刀片建议参考株洲钻石品牌刀片。 Note: The insert is Zccct brand.

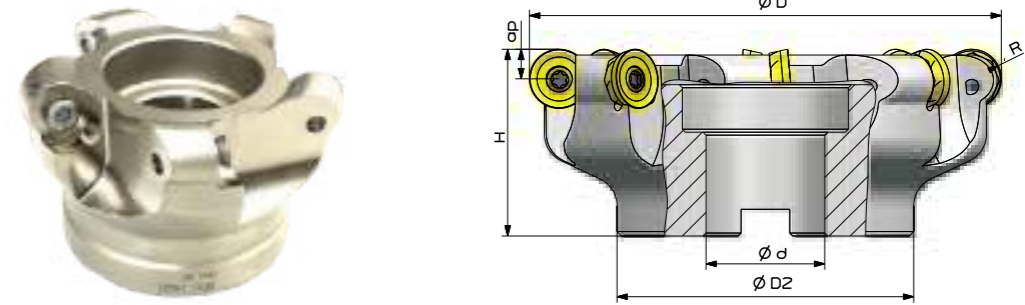
★ 刀具规格型号 Type of milling tools

Type 型号	基本尺寸(mm) Dimension						Adapter 接口 形式	Tooth 齿数	Weight 重量 (kg)
	R	ØD	Ød	L	L1	ap			
RF01.10W20.025.02	5	25	20	100	30	5	W	2	0.2
RF01.10W25.032.02	5	32	25	120	35	5	W	2	0.5
RF01.12W32.040.03	6	40	32	120	40	6	W	3	0.7
RF01.12W32.050.03	6	50	32	120	40	6	W	3	0.8

面铣刀具



RF01



★ 刀具附件 Spare parts

刀片 Insert	刀片螺钉 Insert Screw	扳手 Wrench
RCKT1204MO-DR	TL60 M3.5X10	T15T
RCKT1606MO-DR	TL60 M5X12	T20T
RCKT2006MO-DR	TL60 M6X16	T25T


注明：配套刀片建议参考株洲钻石品牌刀片。 Note: The insert is Zccct brand.

★ 刀具规格型号 Type of Milling Tools

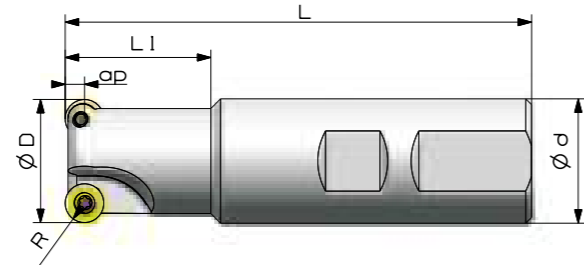
Type 型号	基本尺寸(mm) Dimension						Adapter 接口 形式	Tooth 齿数	Weight 重量 (kg)
	R	ØD	Ød	H	ØD2	ap			
RF01.12A22.063.04	6	63	22	50	50	6	A	4	0.7
RF01.16B27.080.05	8	80	27	50	60	8	B	5	0.7
RF01.16B32.100.06	8	100	32	50	70	8	B	6	1.2
RF01.20B40.125.07	10	125	40	63	80	10	B	7	2.2
RF01.20B40.160.08	10	160	40	63	100	10	B	8	4.2

可转位铣削刀具 Indexable milling tools

面铣刀具



RF02



★ 刀具附件 Spare parts

刀片 Insert	刀片螺钉 Insert Screw	扳手 Wrench
		
RDkW0803MO	TL60 M3X7	T10
RDkW10T3MO	TL60 M4X10	T15
RDkW1204MO	TL60 M4X10	T15

注明：配套刀片建议参考株洲钻石品牌刀片。 Note: The insert is Zscct brand.


★ 刀具规格型号 Type of milling tools

Type 型号	基本尺寸(mm) Dimension						Adapter 接口 形式	Tooth 齿数	Weight 重量 (kg)
	R	ØD	Ød	L	L1	ap			
<b>RF02.08W16.016.02</b>	4	16	16	100	25	4	W	2	0.1
<b>RF02.08W25.025.02</b>	4	25	25	100	30	4	W	2	0.3
<b>RF02.10W32.032.02</b>	5	32	32	120	40	5	W	2	0.7
<b>RF02.12W32.040.03</b>	6	40	32	120	40	6	W	3	0.7
<b>RF02.12W32.050.04</b>	6	50	32	120	40	6	W	4	0.8

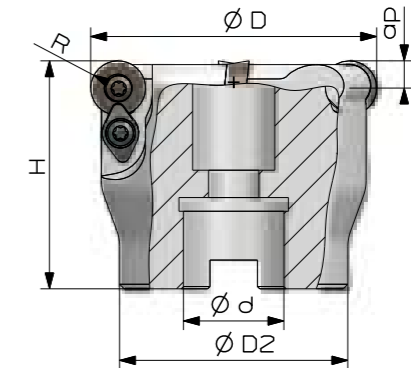
了解具体库存情况请致电厂家 详情请登陆网站www.hnsant.com

可转位铣削刀具 Indexable milling tools





面铣刀具



RF02



★ 刀具附件 Spare parts

刀片 Insert	刀片螺钉 Insert Screw	压板 Clamp	扳手 Wrench
			
RDkW1204MO	TL60 M4X10	WD204	T15T
RDkW1605MO	TL60 M5X12	WD208	T20T
RDkW2006MO	TL60 M6X16		T25T


注明：配套刀片建议参考株洲钻石刀片。 Note: The insert is Zscct brand.

★ 刀具规格型号 Type of Milling Tools

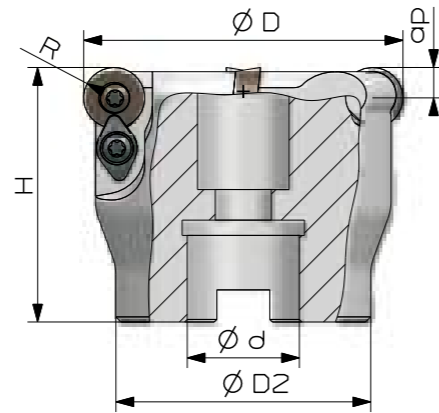
Type 型号	基本尺寸(mm) Dimension						Adapter 接口 形式	Tooth 齿数	Weight 重量 (kg)
	R	ØD	Ød	H	ØD <sub>2</sub>	ap			
<b>RF02.12A22.050.03</b>	6	50	22	40	40	6	A	3	0.3
<b>RF02.12A22.063.04</b>	6	63	22	50	50	6	A	4	0.5
<b>RF02.16B27.080.05</b>	8	80	27	50	60	8	B	5	1.2
<b>RF02.16B32.100.06</b>	8	100	32	50	70	8	B	6	1.6
<b>RF02.20B40.125.06</b>	10	125	40	63	80	10	B	6	1.9
<b>RF02.20B40.160.07</b>	10	160	40	63	100	10	B	7	3.7

了解具体库存情况请致电厂家 详情请登陆网站www.hnsant.com

面铣刀具



RF03



★ 刀具附件 Spare parts


刀片 Insert	刀片螺钉 Insert Screw	压板 Clamp	扳手 Wrench
RPMT1204MO	TL60 M4X10	WD204	T15T
RPMT1606MO	TL60 M5X12	WD208	T20T

注明：配套刀片建议参考三菱品牌刀片。Note: The insert is Mitsubishi brand.

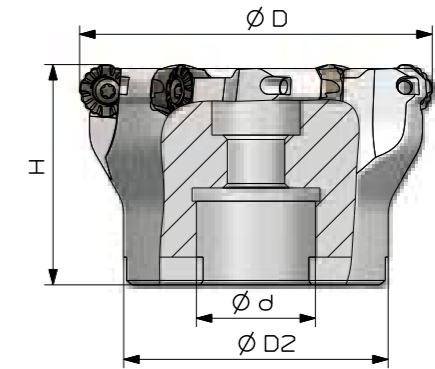
★ 刀具规格型号 Type of milling tools

Category 类别	Type 型号	基本尺寸(mm) Dimension						Adapter 接口形式	Tooth 齿数	Weight 重量 (kg)
		R	ØD	Ød	H	ØD2	ap			
RP12	<b>RF03.12A22.050.04</b>	6	50	22	40	40	6	A	4	0.4
	<b>RF03.12A22.063.05</b>	6	63	22	45	50	6	A	5	0.7
	<b>RF03.12B27.080.06</b>	6	80	27	50	60	6	B	6	1.2
RP16	<b>RF03.16A22.063.04</b>	8	63	22	50	40	8	A	4	0.7
	<b>RF03.16A27.080.05</b>	8	80	27	50	60	8	A	5	1.2
	<b>RF03.16B32.100.06</b>	8	100	32	63	70	8	B	6	1.6

面铣刀具



RF04



★ 刀具附件 Spare parts

刀片 Insert	刀片螺钉 Insert Screw	扳手 Wrench
QPMT120440	TL60 M4X10	T15T

注明：配套刀片建议参考住友品牌刀片。Note: The insert is Sumitomo brand.

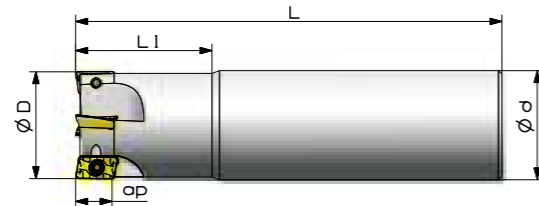
★ 刀具规格型号 Type of Milling Tools

Type 型号	基本尺寸(mm) Dimension				Adapter 接口形式	Tooth 齿数	Weight 重量 (kg)
	ØD2	ØD	Ød	H			
<b>RF04.12A22.050.04</b>	40	50	22	40	A	4	0.2
<b>RF04.12A22.050.05</b>	40	50	22	40	A	5	0.2
<b>RF04.12A22.063.05</b>	50	63	22	40	A	5	0.4
<b>RF04.12A22.063.06</b>	50	63	22	40	A	6	0.4
<b>RF04.12A27.080.06</b>	60	80	27	50	A	6	0.9

方肩铣刀 Kr:90°



PE01



★ 刀具附件 Spare parts

刀片 Insert	刀片螺钉 Insert Screw	扳手 Wrench
APKT11T3□□	TL60 M2.5X6.5	T08
APKT1604□□	TL60 M4X10	T15

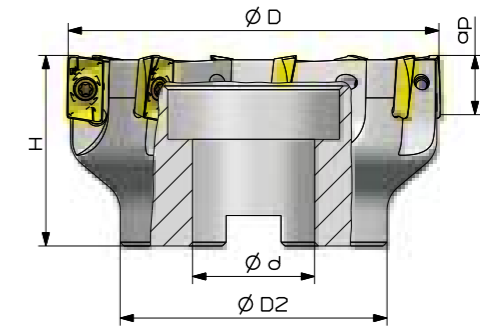
★ 刀具规格型号 Type of milling tools

Category 类别	Type 型号	基本尺寸(mm) Dimension					Adapter 接口形式	Tooth 齿数	Weight 重量 (kg)
		ØD	Ød	L	L1	ap			
AP11	PE01.11Z16.012.01	12	16	85	25	10.5	Z	1	0.1
	PE01.11Z16.016.02	16	16	90	25	10.5	Z	2	0.1
	PE01.11Z20.020.02	20	20	100	30	10.5	Z	2	0.2
	PE01.11Z25.025.03	25	25	115	35	10.5	Z	3	0.4
	PE01.11Z32.032.04	32	32	125	40	10.5	Z	4	0.7
	PE01.11W16.012.01	12	16	85	25	10.5	W	1	0.1
	PE01.11W16.016.02	16	16	90	25	10.5	W	2	0.1
	PE01.11W20.020.02	20	20	100	30	10.5	W	2	0.2
	PE01.11W25.025.03	25	25	115	35	10.5	W	3	0.4
	PE01.11W32.032.04	32	32	125	40	10.5	W	4	0.7
AP16	PE01.16Z25.025.02	25	25	115	35	15.5	Z	2	0.4
	PE01.16Z32.032.03	32	32	125	40	15.5	Z	3	0.7
	PE01.16Z32.040.04	40	32	130	42	15.5	Z	4	0.8
	PE01.16W25.025.02	25	25	115	35	15.5	W	2	0.4
	PE01.16W32.032.03	32	32	125	40	15.5	W	3	0.7
	PE01.16W32.040.04	40	32	130	42	15.5	W	4	0.8

方肩铣刀 Kr:90°



PE01



★ 刀具附件 Spare parts

刀片 Insert	刀片螺钉 Insert Screw	扳手 Wrench
APKT11T3□□	TL60 M2.5X6.5	T08
APKT1604□□	TL60 M4X10	T15

★ 刀具规格型号 Type of Milling Tools

Category 类别	Type 型号	基本尺寸(mm) Dimension					Adapter 接口形式	Tooth 齿数	Weight 重量 (kg)
		ØD	Ød	ØD2	H	ap			
AP11	PE01.11A22.050.06	50	22	40	40	11	A	6	0.3
	PE01.11A22.063.08	63	22	50	40	11	A	8	0.6
	PE01.11A27.080.08	80	27	60	50	11	A	8	1.2
	PE01.11B32.100.10	100	32	70	50	11	B	10	1.7
	PE01.16A22.050.05	50	22	40	40	15.5	A	5	0.3
AP16	PE01.16A22.063.06	63	22	50	40	15.5	A	6	0.5
	PE01.16A27.080.07	80	27	60	50	15.5	A	7	1.1
	PE01.16B32.100.08	100	32	70	50	15.5	B	8	1.6
	PE01.16B40.125.10	125	40	80	63	15.5	B	10	3.2
	PE01.16B40.160.10	160	40	100	63	15.5	B	10	6.3


注明：配套刀片建议参考株洲钻石品牌刀片。Note: The Insert Is Zccct brand.

# 铣削刀具 | MILLING TOOLS

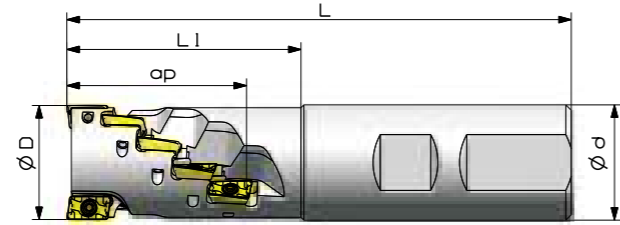


可转位铣削刀具 Indexable milling tools

## 方肩铣刀 Kr:90°



### PE02



#### ★ 刀具附件 Spare parts

刀片 Insert 	刀片螺钉 Insert Screw 	扳手 Wrench 
APKT11T3□□	TL60 M2.5X6.5	T08

注明：配套刀片建议参考株洲钻石品牌刀片。Note: The insert is Zccct brand.

#### ★ 刀具规格型号 Type of milling tools

Type 型号	基本尺寸(mm) Dimension					Adapter 接口 形式	Tooth 齿数	Weight 重量 (kg)
	ØD	ød	L	L1	ap			
PE02.11W20.020.01	20	20	120	45	29	W	1	0.3
PE02.11W25.025.02	25	25	130	55	39	W	2	0.4
PE02.11W32.032.02	32	32	140	65	48	W	2	0.7
PE02.11W32.040.02	40	32	150	75	55	W	2	1.3


了解具体库存情况请致电厂家 详情请登陆网站www.hnsant.com



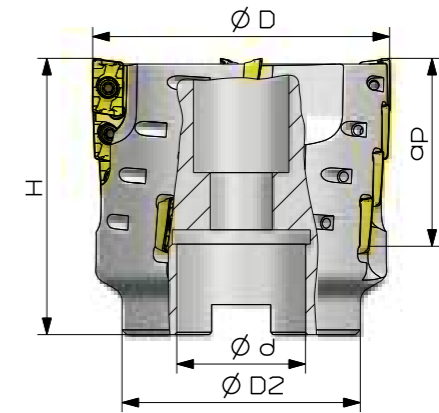

# 铣削刀具 | MILLING TOOLS

Indexable milling tools 可转位铣削刀具

## 方肩铣刀 Kr:90°



### PE02



#### ★ 刀具附件 Spare parts

刀片 Insert 	刀片螺钉 Insert Screw 	扳手 Wrench 
APKT11T3□□	TL60 M2.5X6.5	T08

注明：配套刀片建议参考株洲钻石品牌刀片。Note: The insert is Zccct brand.

#### ★ 刀具规格型号 Type of Milling Tools

Type 型号	基本尺寸(mm) Dimension					Adapter 接口 形式	Tooth 齿数	Weight 重量 (kg)
	ØD	ød	ØD <sub>2</sub>	H	ap			
PE02.11A22.050.04	50	22	40	58	39	A	4	0.5
PE02.11A27.063.04	63	27	50	58	39	A	4	0.9
PE02.11B32.080.05	80	32	60	63	39	B	5	1.3
PE02.11B40.100.06	100	40	70	63	39	B	6	2.0

了解具体库存情况请致电厂家 详情请登陆网站www.hnsant.com




# 铣削刀具 | MILLING TOOLS

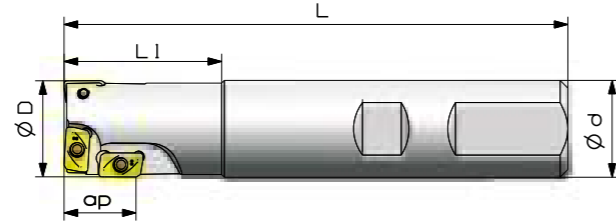


可转位铣削刀具 Indexable milling tools

## 方肩刀具 Kr:90°



### PE03



#### ★ 刀具附件 Spare parts

刀片 Insert	刀片螺钉 Insert Screw	扳手 Wrench
APMT113504PDER	TL60 M2.5X6.5	T08
APMT160408PDER	TL60 M4X10	T15

注明：配套刀片建议参考株洲钻石品牌刀片。Note: The insert is Zccct brand.

#### ★ 刀具规格型号 Type of milling tools

Category 类别	Type 型号	基本尺寸(mm) Dimension					Adapter 接口形式	Tooth 齿数	Weight 重量 (kg)
		$\varnothing D$	$\varnothing d$	L	L1	ap			
AP11	<b>PE03.11W25.025</b>	25	25	130	40	20	W	3	0.5
AP16	<b>PE03.16W32.032</b>	32	32	140	50	30	W	3	0.8
	<b>PE03.16W32.040</b>	40	32	150	50	30	W	3	1.0


了解具体库存情况请致电厂家 详情请登陆网站www.hnsant.com



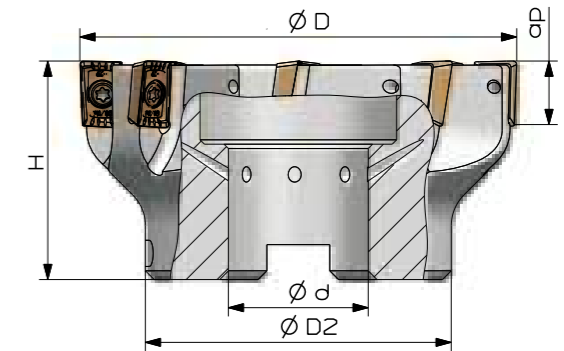
# 铣削刀具 | MILLING TOOLS

Indexable milling tools 可转位铣削刀具

## 方肩刀具 Kr:90°



### PE04



#### ★ 刀具附件 Spare parts

刀片 Insert	刀片螺钉 Insert Screw	扳手 Wrench
LD□□1504□□	TL60 M3.5X12	T15

注明：配套刀片建议参考森拉天时品牌刀片。Note: The insert is Ceratizit brand.

#### ★ 刀具规格型号 Type of Milling Tools

Type 型号	基本尺寸(mm) Dimension					Adapter 接口形式	Tooth 齿数	Weight 重量 (kg)
	$\varnothing D2$	$\varnothing D$	$\varnothing d$	H	ap			
<b>PE04.15A16.040.04</b>	35	40	16	40	13	A	4	0.3
<b>PE04.15A22.050.05</b>	40	50	22	40	13	A	5	0.5
<b>PE04.15A22.063.06</b>	50	63	22	40	13	A	6	0.9
<b>PE04.15B27.080.07</b>	60	80	27	50	13	B	7	1.7
<b>PE04.15B32.100.08</b>	70	100	32	50	13	B	8	1.7
<b>PE04.15B40.125.10</b>	80	125	40	63	13	B	10	2.6
<b>PE04.15B40.160.12</b>	100	160	40	63	13	B	12	3.5

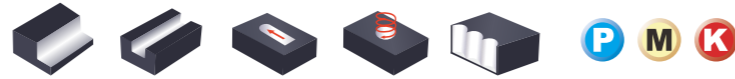
了解具体库存情况请致电厂家 详情请登陆网站www.hnsant.com

# 铣削刀具 | MILLING TOOLS



可转位铣削刀具 Indexable milling tools

## 方肩刀具 Kr:90°



### PE05



#### ★ 刀具附件 Spare parts

刀片 Insert 	刀片螺钉 Insert Screw 	扳手 Wrench 
APKT1705PER	TL60 M4X10	T15

注明：配套刀片建议参考特固克品牌刀片。Note: The insert is Taegutec brand.

#### ★ 刀具规格型号 Type of milling tools

Type 型号	基本尺寸(mm) Dimension					Adapter 接口 形式	Tooth 齿数	Weight 重量 (kg)
	ØD	Ød	L	L1	ap			
PE05.17W25.025.02	25	25	100	35	14	W	2	0.3
PE05.17Z25.025.02	25	25	200	45	14	Z	2	0.5
PE05.17W32.032.03	32	32	110	40	14	W	3	1.2
PE05.17Z32.032.03	32	32	200	45	14	Z	3	1.8
PE05.17W32.040.04	40	32	115	45	14	W	4	2.4
PE05.17Z32.040.04	40	32	250	45	14	Z	4	3.2

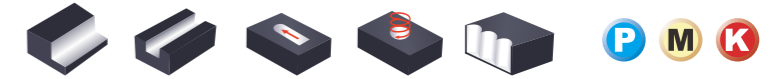
了解具体库存情况请致电厂家 详情请登陆网站www.hnsant.com



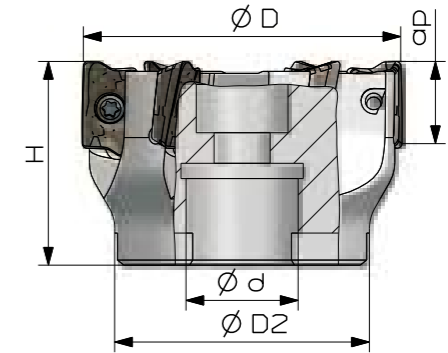
# 铣削刀具 | MILLING TOOLS

Indexable milling tools 可转位铣削刀具

## 方肩刀具 Kr:90°



### PE05



#### ★ 刀具附件 Spare parts

刀片 Insert 	刀片螺钉 Insert Screw 	扳手 Wrench 
APKT1705PER	TL60 M4X12	T15T

注明：配套刀片建议参考特固克品牌刀片。Note: The insert is Taegutec brand.

#### ★ 刀具规格型号 Type of Milling Tools

Type 型号	基本尺寸(mm) Dimension					Adapter 接口 形式	Tooth 齿数	Weight 重量 (kg)
	ØD <sub>2</sub>	ØD	Ød	H	ap			
PE05.17A16.040.04	35	40	16	40	14	A	4	0.3
PE05.17A22.050.05	40	50	22	40	14	A	5	0.4
PE05.17A22.063.06	50	63	22	40	14	A	6	0.5
PE05.17A27.080.07	60	80	27	50	14	A	7	1.3
PE05.17B32.100.08	70	100	32	50	14	B	8	1.5
PE05.17B40.125.09	80	125	40	63	14	B	9	3.9
PE05.17C40.160.10	100	160	40	63	14	C	10	5.6
PE05.17C60.200.12	150	200	60	63	14	C	12	7.0

了解具体库存情况请致电厂家 详情请登陆网站www.hnsant.com

# 铣削刀具 | MILLING TOOLS

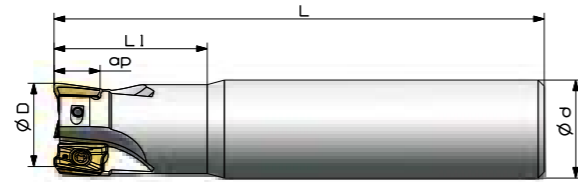


可转位铣削刀具 Indexable milling tools

## 方肩刀具 Kr:90°



### PE06



#### ★ 刀具附件 Spare parts

刀片 Insert	刀片螺钉 Insert Screw	扳手 Wrench
AXMT1235□□PEER	TL60 M3X7	T08
AXMT1705□□PEER	TL60 M4X10	T15

注明：配套刀片建议参考住友品牌刀片。Note: The insert is Sumitomo brand.

#### ★ 刀具规格型号 Type of milling tools

Category 类别	Type 型号	基本尺寸(mm) Dimension					Adapter 接口形式	Tooth 齿数	Weight 重量 (kg)
		ØD	Ød	L	L1	ap			
AX12	PE06.12Z16.016.02.S	16	16	100	25	10	Z	2	0.3
	PE06.12Z16.016.02.M	16	16	145	25	10	Z	2	0.5
	PE06.12Z20.020.03.S	20	20	110	30	10	Z	3	0.6
	PE06.12Z20.020.03.M	20	20	150	40	10	Z	3	0.8
	PE06.12Z25.025.04.S	25	25	120	35	10	Z	4	1.0
	PE06.12Z25.025.04.M	25	25	170	50	10	Z	4	1.5
	PE06.12Z32.032.05.S	32	32	130	40	10	Z	5	2.0
	PE06.12Z32.032.05.M	32	32	180	60	10	Z	5	2.4
	PE06.12Z32.040.06.S	40	32	150	30	10	Z	6	2.5
	PE06.12Z32.040.06.M	40	32	180	30	10	Z	6	3.2
AX17	PE06.17Z25.025.02.S	25	25	120	35	14	Z	2	1.0
	PE06.17Z25.025.02.M	25	25	170	50	14	Z	2	1.5
	PE06.17Z32.032.03.S	32	32	130	40	14	Z	3	2.0
	PE06.17Z32.032.03.M	32	32	180	60	14	Z	3	2.4
	PE06.17Z32.040.04.S	40	32	170	50	14	Z	4	2.5
	PE06.17Z32.040.04.M	40	32	220	50	14	Z	4	3.2

了解具体库存情况请致电厂家 详情请登陆网站www.hnsant.com



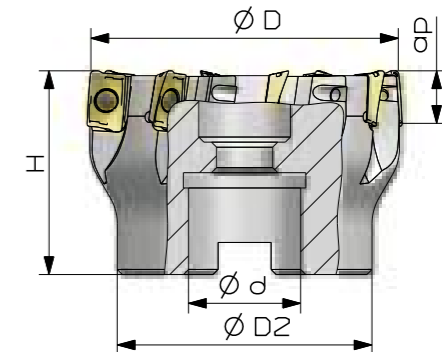
# 铣削刀具 | MILLING TOOLS

可转位铣削刀具 Indexable milling tools

## 方肩刀具 Kr:90°



### PE06



#### ★ 刀具附件 Spare parts

刀片 Insert	刀片螺钉 Insert Screw	扳手 Wrench
AXMT1235□□PEER	TL60 M3X7	T08T
AXMT1705□□PEER	TL60 M4X10	T15T

注明：配套刀片建议参考住友品牌刀片。Note: The insert is Sumitomo brand.

#### ★ 刀具规格型号 Type of Milling Tools

Category 类别	Type 型号	基本尺寸(mm) Dimension					Adapter 接口形式	Tooth 齿数	Weight 重量 (kg)
		ØD	Ød	ØD2	H	ap			
AX12	PE06.12A16.040.06	40	16	35	40	10	A	6	0.3
	PE06.12A22.050.07	50	22	40	40	10	A	7	0.3
	PE06.12A22.063.08	63	22	50	40	10	A	8	0.5
AX17	PE06.17A16.040.04	40	16	35	40	14	A	4	0.3
	PE06.17A22.050.05	50	22	40	40	14	A	5	0.3
	PE06.17A22.063.06	63	22	50	40	14	A	6	0.5
	PE06.17A27.080.07	80	27	60	50	14	A	7	1.7
	PE06.17B32.100.08	100	32	70	50	14	B	8	3.2
	PE06.17B40.125.09	125	40	80	63	14	B	9	6.3

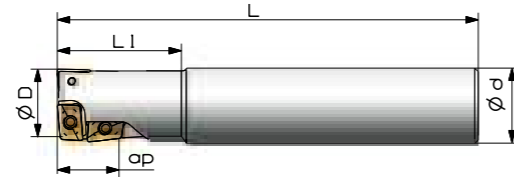
了解具体库存情况请致电厂家 详情请登陆网站www.hnsant.com

可转位铣削刀具 Indexable milling tools

方肩刀具 Kr:90°



PE07



★ 刀具附件 Spare parts

刀片 Insert	刀片螺钉 Insert Screw	扳手 Wrench
APMT1035□□PDER	TL60 M2.5X6.5	T08
APMT1605□□PDER	TL60 M3.5X10	T15

注明：配套刀片建议参考住友品牌刀片。Note: The insert is Sumitomo brand.

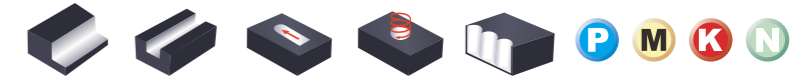
★ 刀具规格型号 Type of milling tools

Category 类别	Type 型号	基本尺寸(mm) Dimension					Adapter 接口形式	Tooth 齿数	Weight 重量 (kg)
		ØD	Ød	L	L1	ap			
AP10	PE07.10Z20.020.03.S	20	20	130	35	17	Z	1	0.3
	PE07.10Z20.020.03.M	20	20	185	60	17	Z	1	0.5
	PE07.10Z25.025.04.S	25	25	140	40	26	Z	1	1.2
	PE07.10Z25.025.04.M	25	25	220	75	26	Z	1	1.8
	PE07.10Z25.030.04.S	30	25	150	50	35	Z	1	2.4
	PE07.10Z25.030.04.M	30	25	230	50	35	Z	1	3.2
AP16	PE07.16Z32.032.04.S	32	32	150	50	39	Z	1	0.3
	PE07.16Z32.032.04.M	32	32	230	90	39	Z	1	0.5
	PE07.16Z32.035.04.S	35	32	150	50	39	Z	1	1.2
	PE07.16Z32.035.04.M	35	32	230	50	39	Z	1	1.8
	PE07.16Z32.040.04.S	40	32	160	50	39	Z	1	2.4
	PE07.16Z32.040.04.M	40	32	240	50	39	Z	1	3.2

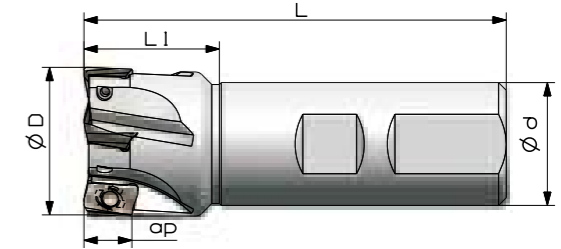
了解具体库存情况请致电厂家 详情请登陆网站www.hnsant.com

Indexable milling tools 可转位铣削刀具

方肩刀具 Kr:90°



PE08



★ 刀具附件 Spare parts

刀片 Insert	刀片螺钉 Insert Screw	扳手 Wrench
ADMT080304R	TL60 M2.5X6.5	T08
ADMT120408R	TL60 M3X8	T10

注明：配套刀片建议参考瓦尔特品牌刀片。Note: The insert is Walter brand.

★ 刀具规格型号 Type of Milling Tools

Category 类别	Type 型号	基本尺寸(mm) Dimension					Adapter 接口形式	Tooth 齿数	Weight 重量 (kg)
		ØD	Ød	L	L1	ap			
AD08	PE08.08W16.016.02	16	16	90	34	8	W	2	0.1
	PE08.08W20.020.03	20	20	90	39	8	W	3	0.2
	PE08.08W25.025.04	25	25	100	43	8	W	4	0.3
	PE08.08W32.032.05	32	32	110	49	8	W	5	0.6
	PE08.08W32.040.06	40	32	110	40	8	W	6	0.7
	PE08.08Z16.016.02	16	16	180	34	8	Z	2	0.3
	PE08.08Z20.020.02	20	20	200	39	8	Z	2	0.5
	PE08.08Z25.025.03	25	25	200	43	8	Z	3	0.7
AD12	PE08.12W25.025.03	25	25	100	43	11.5	W	3	0.35
	PE08.12W32.032.04	32	32	110	49	11.5	W	4	0.6
	PE08.12W32.040.05	40	32	110	40	11.5	W	5	0.7
	PE08.12Z25.025.03	25	25	200	43	11.5	Z	3	0.7
	PE08.12Z32.032.04	32	32	250	49	11.5	Z	4	1.5
	PE08.12Z32.040.05	40	32	250	45	11.5	Z	5	1.6

了解具体库存情况请致电厂家 详情请登陆网站www.hnsant.com

# 铣削刀具 | MILLING TOOLS

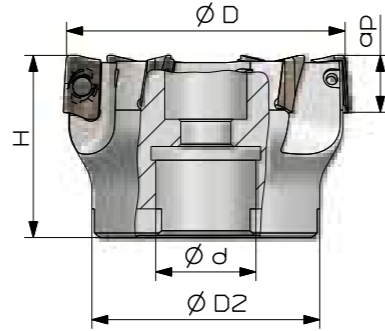


可转位铣削刀具 Indexable milling tools

## 方肩刀具 Kr:90°



### PE08



#### ★ 刀具附件 Spare parts

刀片 Insert	刀片螺钉 Insert Screw	扳手 Wrench
ADMT080304R	TL60 M2.5X6.5	T08
ADMT120408R	TL60 M3X8	T10
ADMT160608R	TL60 M4X10	T15

注明：配套刀片建议参考瓦尔特刀片。Note: The insert is Walter brand.

#### ★ 刀具规格型号 Type of milling tools

Category 类别	Type 型号	基本尺寸(mm) Dimension					Adapter 接口形式	Tooth 齿数	Weight 重量 (kg)
		ØD	Ød	ØD2	H	ap			
AD08	PE08.08A16.040.06	40	16	35	40	8	A	6	0.2
	PE08.08A22.050.07	50	22	40	40	8	A	7	0.38
AD12	PE08.12A16.040.05	40	16	35	40	11.5	A	5	0.2
	PE08.12A22.050.06	50	22	40	40	11.5	A	6	0.3
	PE08.12A22.063.07	63	22	50	40	11.5	A	7	0.6
	PE08.12A27.080.08	80	27	60	50	11.5	A	8	1.1
AD16	PE08.16A16.040.04	40	16	35	40	15	A	4	0.2
	PE08.16A22.050.05	50	22	40	40	15	A	5	0.3
	PE08.16A22.063.06	63	22	50	40	15	A	6	0.6
	PE08.16A27.080.07	80	27	60	50	15	A	7	1.0
	PE08.16B32.100.08	100	32	70	50	15	B	8	1.6
	PE08.16B40.125.10	125	40	80	63	15	B	10	3.4
	PE08.16C40.160.12	160	40	100	63	15	C	12	4.3

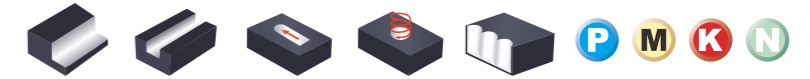
了解具体库存情况请致电厂家 详情请登陆网站www.hnsant.com



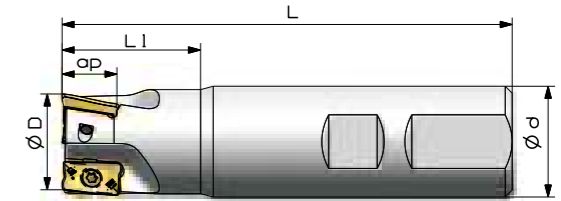
# 铣削刀具 | MILLING TOOLS

可转位铣削刀具 Indexable milling tools

## 方肩刀具 Kr:90°



### PE09



#### ★ 刀具附件 Spare parts

刀片 Insert	刀片螺钉 Insert Screw	扳手 Wrench
R390-11T3□□	TL60 M2.5X6.5	T08
R390-1704□□	TL60 M3.5X10	T15


注明：配套刀片建议参考山特维刀片。Note: The insert is Sandvik brand.

#### ★ 刀具规格型号 Type of Milling Tools

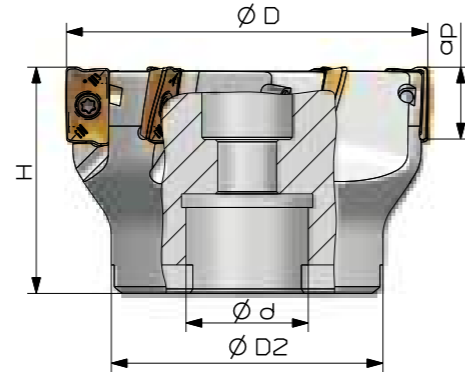
Category 类别	Type 型号	基本尺寸(mm) Dimension					Adapter 接口形式	Tooth 齿数	Weight 重量 (kg)
		ØD	Ød	L	L1	ap			
11	PE09.11Z16.016.02	16	16	100	20	10	Z	2	0.3
	PE09.11Z20.020.02	20	20	110	25	10	Z	2	0.4
	PE09.11Z25.025.03	25	25	120	32	10	Z	3	0.5
	PE09.11Z32.032.03	32	32	130	40	10	Z	3	0.8
	PE09.11Z32.040.04	40	32	170	40	10	Z	4	1.7
	PE09.11W16.016.02	16	16	73	25	10	W	2	0.3
	PE09.11W20.020.02	20	20	81	25	10	W	2	0.4
	PE09.11W25.025.03	25	25	88	32	10	W	3	0.5
	PE09.11W32.032.03	32	32	100	40	10	W	3	0.8
	PE09.11W32.040.04	40	32	110	40	10	W	4	1.7
	17	PE09.17Z25.025.02	25	25	120	32	15.7	Z	2
PE09.17Z32.032.03		32	32	130	40	15.7	Z	3	0.8
PE09.17Z32.040.04		40	32	170	40	15.7	Z	4	0.9
PE09.17W25.025.02		25	25	88	32	15.7	W	2	0.4
PE09.17W32.032.03		32	32	100	40	15.7	W	3	0.8
PE09.17W32.040.04		40	32	110	40	15.7	W	4	0.9

了解具体库存情况请致电厂家 详情请登陆网站www.hnsant.com

方肩刀具 Kr:90°



PE09



★ 刀具附件 Spare parts

刀片 Insert	刀片螺钉 Insert Screw	扳手 Wrench
R390-11T3□□	TL60 M2.5X6.5	T08
R390-1704□□	TL60 M3.5X10	T15

注明：配套刀片建议参考山特维克品牌刀片。Note:The insert is Sandvik brand.

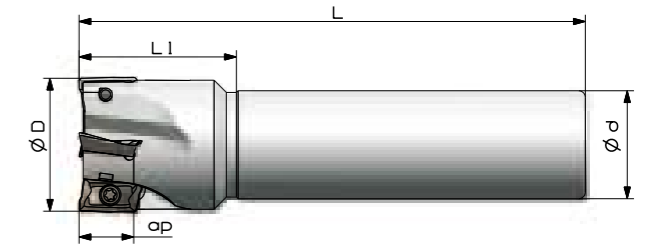
★ 刀具规格型号 Type of Milling Tools

Category 类别	Type 型号	基本尺寸(mm) Dimension					Adapter 接口 形式	Tooth 齿数	Weight 重量 (kg)
		ØD	Ød	ØD <sub>2</sub>	H	ap			
11	PE09.11A16.040.04	40	16	35	40	10	A	4	0.4
	PE09.11A22.050.05	50	22	40	40	10	A	5	0.5
	PE09.11A22.063.06	63	22	50	40	10	A	6	0.6
	PE09.11A27.080.07	80	27	60	50	10	A	7	0.9
17	PE09.17A16.040.03	40	16	35	40	15.7	A	3	0.3
	PE09.17A22.050.04	50	22	40	40	15.7	A	4	0.4
	PE09.17A22.063.05	63	22	50	40	15.7	A	5	0.6
	PE09.17A27.080.06	80	27	60	50	15.7	A	6	0.8
	PE09.17B32.100.07	100	32	70	50	15.7	B	7	1.0
	PE09.17B40.125.08	125	40	80	63	15.7	B	8	2.7

方肩刀具 Kr:90°



PE10



★ 刀具附件 Spare parts


刀片 Insert	刀片螺钉 Insert Screw	扳手 Wrench
BDMT11T3□□ER	TL60 M2.5X6.5	T08
BDMT1704□□ER	TL60 M4X10	T15

注明：配套刀片建议参考京瓷品牌刀片。Note:The insert is Kyocera brand.

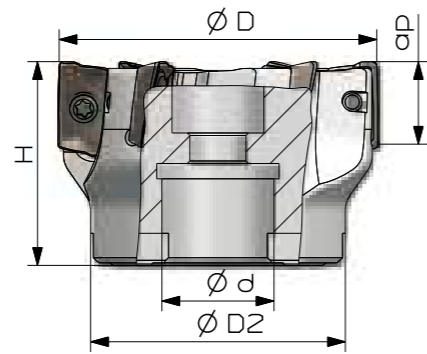
★ 刀具规格型号 Type of Milling Tools

Category 类别	Type 型号	基本尺寸(mm) Dimension					Adapter 接口 形式	Tooth 齿数	Weight 重量 (kg)
		ØD	Ød	L	L1	ap			
11	PE10.11Z16.016.02	16	16	100	30	10	Z	2	0.2
	PE10.11Z20.020.03	20	20	110	32	10	Z	3	0.3
	PE10.11Z25.025.03	25	25	120	32	10	Z	3	0.3
	PE10.11Z32.032.04	32	32	130	40	10	Z	4	0.4
17	PE10.17Z25.025.02	25	25	120	36	15.7	Z	2	0.3
	PE10.17Z32.032.03	32	32	130	40	15.7	Z	3	0.4
	PE10.17Z32.040.04	40	32	150	40	15.7	Z	4	0.5

方肩刀具 Kr:90°



PE10



★ 刀具附件 Spare parts

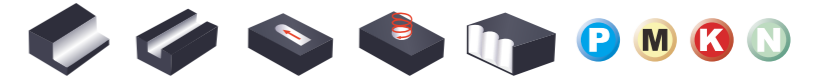
刀片 Insert	刀片螺钉 Insert Screw	扳手 Wrench
BDMT11T3□□ER	TL60 M2.5X6.5	T08
BDMT1704□□ER	TL60 M4X10	T15

注明：配套刀片建议参考京瓷品牌刀片。Note:The insert is Kyocera brand.

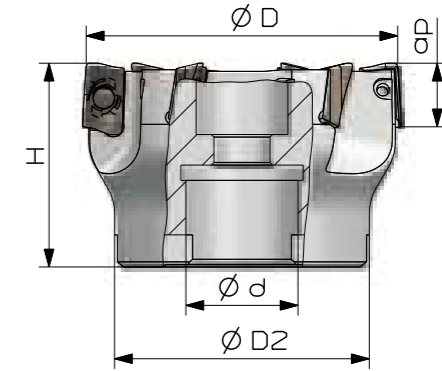
★ 刀具规格型号 Type of Milling Tools

Category 类别	Type 型号	基本尺寸(mm) Dimension					Adapter 接口形式	Tooth 齿数	Weight 重量(kg)
		ØD	Ød	ØD2	H	ap			
11	PE10.11A22.050.07	50	22	40	40	10	A	7	0.5
	PE10.11A22.063.08	63	22	50	40	10	A	8	0.6
	PE10.11A27.080.10	80	27	60	50	10	A	10	0.9
17	PE10.17A22.050.05	50	22	40	40	15.7	A	5	0.4
	PE10.17A22.063.06	63	22	50	40	15.7	A	6	0.6
	PE10.17A27.080.08	80	27	60	50	15.7	A	8	0.8
	PE10.17B32.100.09	100	32	70	50	15.7	B	9	1.5

方肩刀具 Kr:90°



PE11



★ 刀具附件 Spare parts

刀片 Insert	刀片螺钉 Insert Screw	扳手 Wrench
APKT100304PDER	TL60 M2.5X6.5	T08

注明：配套刀片建议参考伊斯卡品牌刀片。Note:The insert is Iscar brand.

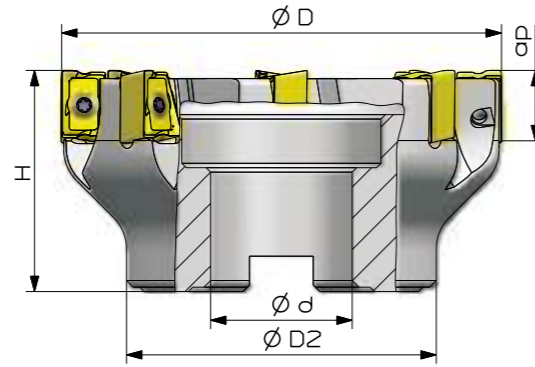
★ 刀具规格型号 Type of Milling Tools

Category 类别	Type 型号	基本尺寸(mm) Dimension					Adapter 接口形式	Tooth 齿数	Weight 重量(kg)
		ØD	Ød	ØD2	H	ap			
AP10	PE11.10A16.040.05	40	16	35	40	8	A	5	0.2
	PE11.10A22.050.06	50	22	40	40	8	A	6	0.3
	PE11.10A22.063.07	63	22	50	40	8	A	7	0.6
	PE11.10A27.080.08	80	27	60	50	8	A	8	1.1
	PE11.10B32.100.10	100	32	70	50	8	B	10	1.6

方肩刀具 Kr:90°



PE12



★ 刀具附件 Spare parts

刀片 Insert 	刀片螺钉 Insert Screw 	扳手 Wrench 
LN□X151008PNR	TL60 M4X10	T15T

注明：配套刀片建议参考克洛伊品牌刀片。 Note: The insert is Korloy brand.

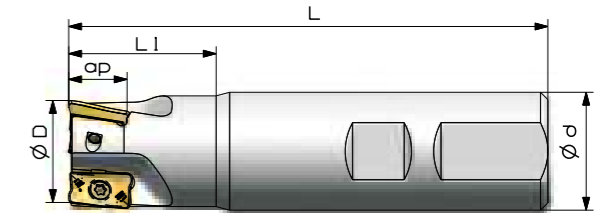
★ 刀具规格型号 Type of Milling Tools

Type 型号	基本尺寸(mm) Dimension					Adapter 接口 形式	Tooth 齿数	Weight 重量 (kg)
	ØD	Ød	ØD <sub>2</sub>	H	ap			
PE12.15A22.050.04	50	22	40	40	14	A	4	0.4
PE12.15A22.063.06	63	22	50	40	14	A	6	0.6
PE12.15A27.080.07	80	27	60	50	14	A	7	1.2
PE12.15B32.100.8	100	32	70	50	14	B	8	2.4
PE12.15B40.125.10	125	40	80	63	14	B	10	3.8
PE12.15B40.160.12	160	40	100	63	14	B	12	4.6

方肩刀具 Kr:90°



PE14



★ 刀具附件 Spare parts

刀片 Insert 	刀片螺钉 Insert Screw 	扳手 Wrench 
AXMT11T308	TL60M2.5X6.5	T08

注明：配套刀片与株洲钻石、山特通用。 Note: Replaceable with Zccct/Sandvik brand inserts.

★ 刀具规格型号 Type of Milling Tools

Type 型号	基本尺寸(mm) Dimension					Adapter 接口 形式	Tooth 齿数	Weight 重量 (kg)
	ØD	Ød	L	L <sub>1</sub>	ap			
PE14.11Z16.016.02	16	16	100	20	10	Z	2	0.3
PE14.11Z20.020.02	20	20	110	25	10	Z	2	0.4
PE14.11Z25.025.03	25	25	120	32	10	Z	3	0.5
PE14.11Z32.032.03	32	32	130	40	10	Z	3	0.8
PE14.11Z32.040.04	40	32	170	40	10	Z	4	1.7
PE14.11W16.016.02	16	16	73	25	10	W	2	0.3
PE14.11W20.020.02	20	20	81	25	10	W	2	0.4
PE14.11W25.025.03	25	25	88	32	10	W	3	0.5
PE14.11W32.032.03	32	32	100	40	10	W	3	0.8
PE14.11W32.040.04	40	32	110	40	10	W	4	1.7

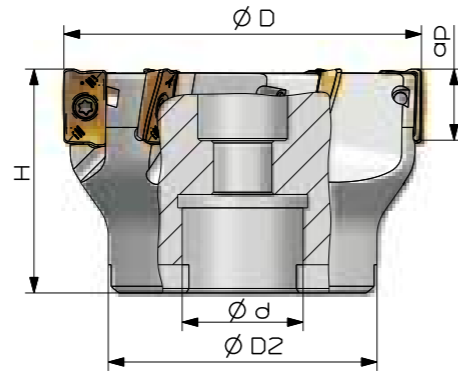


可转位铣削刀具 Indexable milling tools

方肩刀具 Kr:90°



PE14



★ 刀具附件 Spare parts

刀片 Insert	刀片螺钉 Insert Screw	扳手 Wrench
AXMT11T308	TL60M2.5X6.5	T08

注明：配套刀片与株洲钻石、山特通用。Note: Replaceable with Zccct/Sandvik brand inserts.

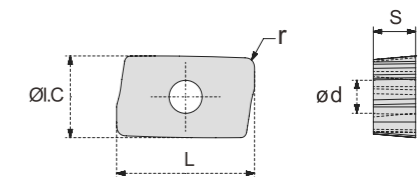
★ 刀具规格型号 Type of Milling Tools

Type 型号	基本尺寸(mm) Dimension					Adapter 接口 形式	Tooth 齿数	Weight 重量 (kg)
	ØD <sub>2</sub>	ØD	Ød	H	ap			
PE14.11A22.050.06	40	50	22	40	10	A	6	0.5
PE14..11A22.063.08	50	63	22	40	10	A	8	0.6
PE14..11A27.080.09	60	80	27	50	10	A	9	0.9
PE14..11B32.100.10	70	100	32	50	10	B	10	1.0

Indexable milling tools 可转位铣削刀具

★ 刀片选择 Matching Insert

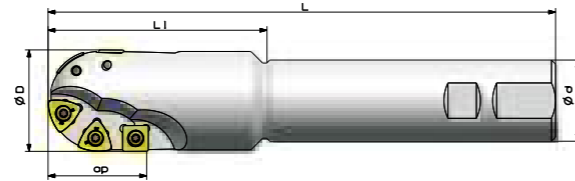

型号 Type	SP210M	SD2136	SD2336	SD4326	SD4226	SD4236	SD5346	SD5236	SD5450	SD5440	SD5146	基本尺寸(mm) Dimension				
												L	ØI.C	S	Ød	r
AXMT11T308-GM	●											11.7	6.93	3.6	2.8	0.8
AXMT170408-PM		●	●		○					○		17.6	9.6	4.76	4.3	0.8
<b>P</b> 钢	□	■	■						■							
<b>M</b> 不锈钢	□	□	■						■							
<b>K</b> 铸铁	■	■	■		■											
<b>N</b> 有色金属																
<b>S</b> 耐热合金、钛合金			■													
<b>H</b> 淬硬材料																



● 常备库存 Unallocated stock ○ 可备库存 Available stock ■ 推荐应用 Main application □ 拓展应用 Extended application

仿形铣刀

RB01



★ 刀具附件 Spare parts

刀片 Insert	刀片 Insert	刀片螺钉 Insert Screw	扳手 Wrench
ZDET08T2CXR10	SPMT060304	TL60 M2.5X5	T08
ZDET1103CXR12.5	SPMT060304	TL60 M2.5X5	T08
ZDET13T3CXR16	SDMT090308	Ti60 M3.5X10	T15
ZPNT2204CXR20	SPMT120408	TL60 M5X13	T20

注明：配套刀片建议参考株洲钻石品牌刀片。Note:The insert is Zccct brand.

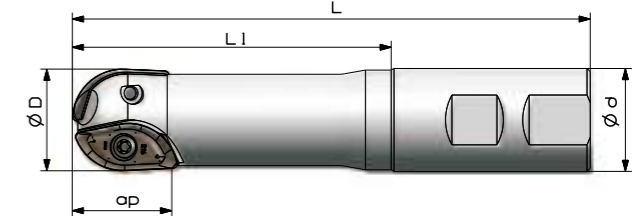

★ 刀具规格型号 Type of Milling Tools

Type 型号	基本尺寸(mm) Dimension					Adapter 接口形式	Tooth 齿数	Weight 重量(kg)
	ØD	Ød	L	L1	ap			
RB01.20W20.020.S	20	20	125	50	20	W	4	0.3
RB01.20W20.020.M	20	20	150	75	20	W	4	0.3
RB01.20W20.020.L	20	20	200	100	20	W	4	0.4
RB01.25W25.025.S	25	25	150	70	23	W	4	0.5
RB01.25W25.025.M	25	25	175	95	23	W	4	0.6
RB01.25W25.025.L	25	25	200	100	23	W	4	0.7
RB01.32W32.032.S	32	32	175	85	31	W	4	0.9
RB01.32W32.032.M	32	32	200	100	31	W	4	1.1
RB01.32W32.032.L	32	32	250	150	31	W	4	1.4
RB01.40W32.040.S	40	32	175	50	41	W	5	1.4
RB01.40W32.040.M	40	32	200	50	41	W	5	1.7
RB01.40W32.040.L	40	32	250	50	41	W	5	2.1

了解具体库存情况请致电厂家 详情请登陆网站www.hnsant.com

仿形铣刀

RB02



★ 刀具附件 Spare parts

刀片 Insert	压板 Clamp	刀片螺钉 Insert Screw	扳手 Wrench
XPHT16R803		TL60 M2.5X6	T08
XPHT20R10T3		TL60M3.5X8	T15
XPHT25R1204		TL60 M4X10	T15
XPHT30R1506	WD208	TL60 M5X12	T20
XPHT32R1606	WD208	TL60 M5X12	T20


注明：配套刀片建议参考株洲钻石品牌刀片。Note:The insert is Zccct brand.

★ 刀具规格型号 Type of Milling Tools

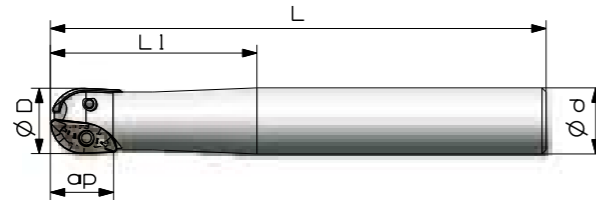
Type 型号	基本尺寸(mm) Dimension					Adapter 接口形式	Tooth 齿数	Weight 重量(kg)
	ØD	Ød	L	L1	ap			
RB02.16W20.016.S	16	20	111	60	16	W	2	0.2
RB02.20W25.020.S	20	25	127	70	20	W	2	0.3
RB02.20W25.020.M	20	25	150	80	20	W	2	0.4
RB02.25W25.025.S	25	25	137	80	25	W	2	0.4
RB02.25W25.025.M	25	25	200	100	25	W	2	0.6
RB02.30W32.030.S	30	32	161	100	30	W	2	0.8
RB02.30W32.030.M	30	32	250	150	30	W	2	1.3
RB02.32W32.032.S	32	32	161	100	32	W	2	0.8
RB02.32W32.032.M	32	32	250	120	32	W	2	1.3

了解具体库存情况请致电厂家 详情请登陆网站www.hnsant.com

仿形铣刀



RB02



★ 刀具附件 Spare parts


刀片 Insert	压板 Clamp	刀片螺钉 Insert Screw	扳手 Wrench
XPHT16R803		TL60 M2.5X6.5	T08
XPHT20R10T3		TL60M3.5X8	T15
XPHT25R1204		TL60 M4X10	T15
XPHT30R1506	WD208	TL60 M5X12	T20
XPHT32R1606	WD208	TL60 M5X12	T20

注明：配套刀片建议参考株洲钻石品牌刀片。Note:The insert is Zccct brand.

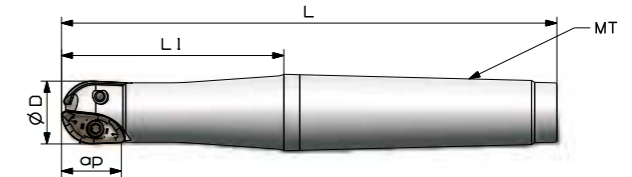
★ 刀具规格型号 Type of Milling Tools

Type 型号	基本尺寸(mm) Dimension					Adapter 接口 形式	Tooth 齿数	Weight 重量(kg)
	ØD	Ød	L	L1	ap			
RB02.16Z20.016.S	16	20	150	70	16	Z	2	0.3
RB02.16Z20.016.M	16	20	180	80	16	Z	2	0.4
RB02.20Z25.020.S	20	25	180	80	20	Z	2	0.5
RB02.20Z25.020.M	20	25	200	100	20	Z	2	0.6
RB02.20Z25.020.L	20	25	250	150	20	Z	2	0.7
RB02.25Z25.025.S	25	25	180	80	25	Z	2	0.6
RB02.25Z25.025.M	25	25	200	100	25	Z	2	0.7
RB02.25Z25.025.L	25	25	250	110	25	Z	2	0.8
RB02.30Z32.030.S	30	32	200	120	30	Z	2	1.0
RB02.30Z32.030.M	30	32	250	150	30	Z	2	1.3
RB02.30Z32.030.L	30	32	300	200	30	Z	2	1.6
RB02.32Z32.032.S	32	32	200	120	32	Z	2	1.1
RB02.32Z32.032.M	32	32	250	150	32	Z	2	1.4
RB02.32Z32.032.L	32	32	300	200	32	Z	2	1.6

仿形铣刀



RB02



★ 刀具附件 Spare parts


刀片 Insert	压板 Clamp	刀片螺钉 Insert Screw	扳手 Wrench
XPHT16R803		TL60 M2.5X6.5	T08
XPHT20R10T3		TL60M3.5X8	T15
XPHT25R1204		TL60 M4X10	T15
XPHT30R1506	WD208	TL60 M5X12	T20
XPHT32R1606	WD208	TL60 M5X12	T20

注明：配套刀片建议参考株洲钻石品牌刀片。 Note:The insert is Zccct brand.

★ 刀具规格型号 Type of Milling Tools

Type 型号	基本尺寸(mm) Dimension					Tooth 齿数	Weight 重量(kg)
	ØD	MT	L	L1	ap		
RB02.20MT3.020.M	20	3	156	70	20	2	0.4
RB02.20MT3.020.L	20	3	186	100	20	2	0.4
RB02.25MT3.025.M	25	3	156	70	25	2	0.4
RB02.25MT3.025.L	25	3	186	100	25	2	0.4
RB02.30MT4.030.M	30	4	189	70	30	2	0.8
RB02.30MT4.030.L	30	4	229	120	30	2	1.0
RB02.32MT4.032.M	32	4	179	70	32	2	0.9
RB02.32MT4.032.L	32	4	209	100	32	2	0.9

仿形铣刀



RB03



★ 刀具附件 Spare parts


Diameter 直径	刀片 Insert	刀片螺钉 Insert Screw	扳手 Wrench
φ 12	ZOHX1203	I70 M4X10TT	T15
φ 16	ZOHX1604	I70 M5X12TT	T20
φ 20	ZOHX2005	I70 M5X16TT	T20
φ 25	ZOHX2506	I70 M6X20TT	T20
φ 30	ZOHX3007	I70 M8X25TT	T30S
φ 32	ZOHX3207	I70 M8X25TT	T30S

注明：配套刀片建议参考株洲钻石品牌刀片。Note:The insert is Zccct brand.

★ 刀具规格型号 Type of Milling Tools

Category 类别	Type 型号	基本尺寸(mm) Dimension					Adapter 接口 形式	Tooth 齿数	Weight 重量(kg)
		ØD	Ød	L	L1	R			
φ 12	RB03.12Z12.012.M	12	12	125	35	6	Z	1	0.1
	RB03.12Z12.012.L	12	12	150	45	6	Z	1	0.1
	RB03.12Z16.012.M	12	16	125	50	6	Z	1	0.2
	RB03.12Z16.012.L	12	16	150	70	6	Z	1	0.2
φ 16	RB03.16Z16.016.M	16	16	150	40	8	Z	1	0.2
	RB03.16Z16.016.L	16	16	180	55	8	Z	1	0.3
	RB03.16Z20.016.M	16	20	150	60	8	Z	1	0.3
	RB03.16Z20.016.L	16	20	180	80	8	Z	1	0.3
φ 20	RB03.20Z20.020.M	20	20	180	65	10	Z	1	0.4
	RB03.20Z20.020.L	20	20	250	100	10	Z	1	0.6
	RB03.20Z25.020.M	20	25	180	75	10	Z	1	0.6
	RB03.20Z25.020.L	20	25	200	95	10	Z	1	0.8

仿形铣刀

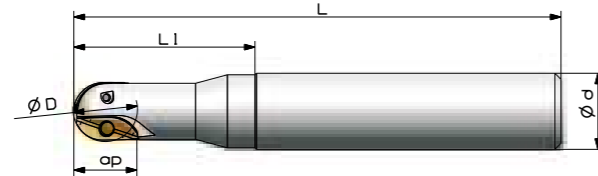



★ 刀具规格型号 Type of Milling Tools

Category 类别	Type 型号	基本尺寸(mm) Dimension					Adapter 接口 形式	Tooth 齿数	Weight 重量(kg)
		ØD	Ød	L	L1	R			
φ 25	RB03.25Z25.025.M	25	25	200	70	12.5	Z	1	0.7
	RB03.25Z25.025.L	25	25	250	100	12.5	Z	1	0.9
	RB03.25Z32.025.M	25	32	200	90	12.5	Z	1	1.0
	RB03.25Z32.025.L	25	32	250	110	12.5	Z	1	1.3
φ 30	RB03.30Z32.030.M	30	32	250	80	15	Z	1	1.2
	RB03.30Z32.030.L	30	32	300	110	15	Z	1	1.5
φ 32	RB03.32Z32.032.M	32	32	250	80	16	Z	1	1.4
	RB03.32Z32.032.L	32	32	300	110	16	Z	1	1.7

仿形铣刀

RB04



★ 刀具附件 Spare parts

刀片 Insert	刀片 Insert	刀片螺钉 Insert Screw	扳手 Wrench
ZNMT1804100-C	ZNMT2004100-S	TL60 M3X7	T10
ZNMT2205125-C	ZNMT2305125-S	TL60 M4X10	T15
ZNMT2706150-C	ZNMT2806150-S	TL60 M4X10/TL60M5X12	T15/T20

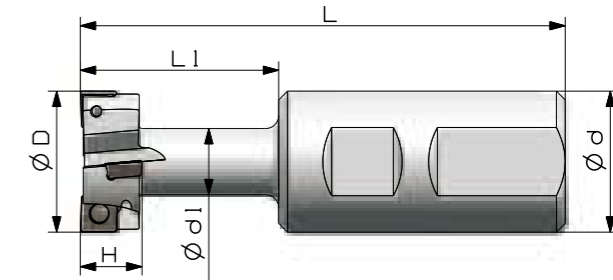
注明：配套刀片建议参考住友品牌刀片。Note:The insert is Sumitomo brand.

★ 刀具规格型号 Type of Milling Tools

Type 型号	基本尺寸(mm) Dimension					Adapter 接口 形式	Tooth 齿数	Weight 重量(kg)
	ØD	Ød	L	L1	ap			
RB04.20Z25.020.S	20	25	140	60	20	Z	2	0.3
RB04.20Z25.020.M	20	25	200	60	20	Z	2	0.5
RB04.20Z25.020.L	20	25	250	80	20	Z	2	0.7
RB04.25Z32.025.S	25	32	150	70	23	Z	2	0.6
RB04.25Z32.025.M	25	32	220	75	23	Z	2	0.8
RB04.25Z32.025.L	25	32	300	100	23	Z	2	1.0
RB04.30Z32.030.S	30	32	160	80	28	Z	2	0.9
RB04.30Z32.030.M	30	32	240	85	28	Z	2	1.2
RB04.30Z32.030.L	30	32	350	120	28	Z	2	1.8

三面刃铣削刀具

PT01



★ 刀具附件 Spare parts

刀片 Insert	刀片螺钉 Insert Screw	扳手 Wrench
MPHT060304-DM	TL60M2.5X6.5	T08
MPHT080305-DM	TL60M3X7	T10
MPHT120408-DM	TL60M5X11	T20

注明：配套刀片与株洲钻石通用。Note:Replaceable with Zccct brand inserts.


★ 刀具规格型号 Type of Milling Tools

Type 型号	基本尺寸(mm) Dimension						Tooth 齿数	Weight 重量(kg)
	ØD	Ød	Ød1	L	L1	H		
PT01.06W25.021.01.H9	21	25	10	100	32	9	1	0.2
PT01.06W25.025.01.H11	25	25	12	100	35	11	1	0.3
PT01.08W32.032.02.H14	32	32	15	110	45	14	2	0.5
PT01.12W32.040.02.H18	40	32	19	125	55	18	2	0.7
PT01.12W40.050.02.H22	50	40	25	140	65	22	2	1.2

三面刀刃铣削刀具



PT01



★ 刀具附件 Spare parts

刀片 Insert	刀片螺钉 Insert Screw	扳手 Wrench
MPHT060304-DM	TL60 M2.5X6.5	T08T
MPHT080305-DM	TL60M3X7	T10T
MPHT120408-DM	TL60 M5X11	T20T

注明：配套刀片与株洲钻石通用。Note: Replaceable with Zccct brand inserts.

★ 刀具规格型号 Type of Milling Tools

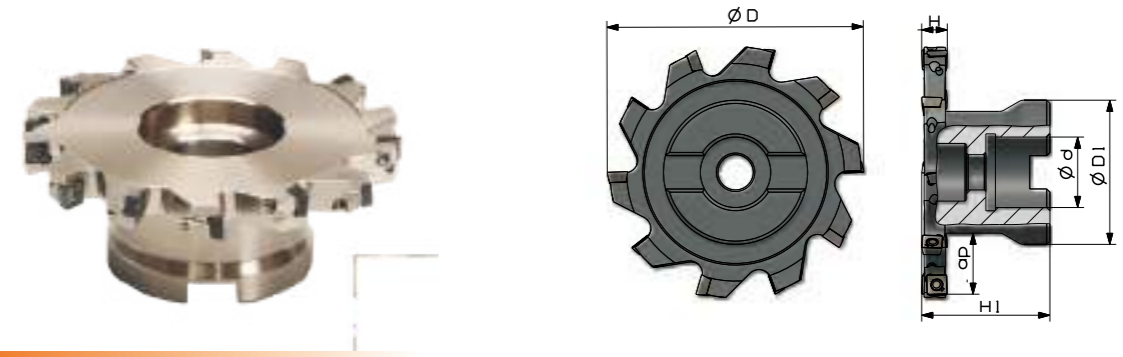
Category 类别	Type 型号	基本尺寸(mm) Dimension					Tooth 齿数	Weight 重量(kg)
		ØD	ØD1	Ød	H1	H		
MP06	PT01.06J27.080.10.H8	80	41	27	12	8	10	0.2
	PT01.06J32.100.14.H8	100	47	32	12	8	14	0.3
	PT01.06J32.100.14.H10	100	47	32	14	10	14	0.4
	PT01.06J40.125.16.H10	125	55	40	14	10	16	0.6
	PT01.08J40.125.12.H12	125	55	40	16	12	12	0.7
MP08	PT01.08J40.160.14.H12	160	62	40	16	12	14	1.3
	PT01.12J40.160.12.H16	160	62	40	20	16	12	1.6
MP12	PT01.12J40.160.12.H18	160	62	40	24	18	12	1.9
	PT01.12J40.160.12.H20	160	62	40	26	20	12	2.1
	PT01.12J50.200.14.H16	200	72	50	20	16	14	2.5
	PT01.12J50.200.14.H18	200	72	50	24	18	14	2.9
	PT01.12J50.200.14.H20	200	72	50	26	20	14	3.3

了解具体库存情况请致电厂家 详情请登陆网站www.hnsant.com

三面刀刃铣削刀具



PT01



★ 刀具附件 Spare parts

刀片 Insert	刀片螺钉 Insert Screw	扳手 Wrench
MPHT060304-DM	TL60 M2.5X6.5	T08T
MPHT080305-DM	TL60M3X7	T10T
MPHT120408-DM	TL60 M5X10	T20T

注明：配套刀片与株洲钻石通用。Note: Replaceable with Zccct brand inserts.

★ 刀具规格型号 Type of Milling Tools

Category 类别	Type 型号	基本尺寸(mm) Dimension						Tooth 齿数	Adapter 接口 形式	Weight 重量 (kg)
		ØD	ØD1	Ød	H1	H	ap			
MP06	PT01.06A22.080.10.H8	80	45	22	40	8	21	10	A	0.4
	PT01.06B27.100.14.H8	100	55	27	40	8	24	14	B	0.6
	PT01.06B27.100.14.H10	100	55	27	40	10	24	14	B	0.7
	PT01.06B32.125.16.H10	125	65	32	45	10	33	16	B	1.1
	PT01.08B32.125.12.H12	125	65	32	45	12	33	12	B	1.4
MP08	PT01.08B40.160.14.H12	160	80	40	45	12	45	14	B	1.9
	PT01.08C40.200.18.H12	200	92	40	50	12	53	18	C	3.2
	PT01.12B32.125.10.H16	125	65	32	50	16	30	10	B	2.3
MP12	PT01.12B40.160.12.H16	160	80	40	60	16	45	12	B	2.3
	PT01.12B40.160.12.H18	160	80	40	60	18	45	12	B	2.4
	PT01.12C40.200.14.H16	200	92	40	50	16	53	14	C	2.6
	PT01.12C40.200.14.H18	200	92	40	50	18	53	14	C	3.9
	PT01.12C40.200.14.H20	200	92	40	50	20	53	14	C	4.2

了解具体库存情况请致电厂家 详情请登陆网站www.hnsant.com

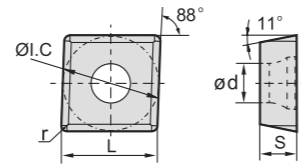
# 铣削刀具 | MILLING TOOLS



可转位铣削刀具 Indexable milling tools

## ★ 刀片选择 Matching Insert

型号 Type	SK001	SD2136	SD2336	SD4326	SD4226	SD4236	SD5346	SD5236	SD5450	SD5440	SD5146	基本尺寸(mm) Dimension				
												L	ØI.C	S	Ød	r
MPHT060304-DM	○	●	●	○								6.35	6.35	3.18	2.8	0.4
MPHT080305-DM	○	●	●	○								8.3	8.3	3.18	3.4	0.5
MPHT120408-DM	○	●	●	○								12.7	12.7	4.76	5.56	0.8
<b>P</b> 钢		■	■						■							
<b>M</b> 不锈钢		□	■						■							
<b>K</b> 铸铁			■	■												
<b>N</b> 有色金属	■															
<b>S</b> 耐热合金、钛合金			■													
<b>H</b> 淬硬材料																



● 常备库存 Unallocated stock ○ 可备库存 Available stock ■ 推荐应用 Main application □ 拓展应用 Extended application



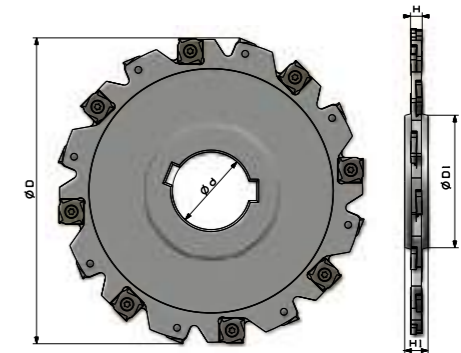
# 铣削刀具 | MILLING TOOLS

Indexable milling tools 可转位铣削刀具

## 三面刃铣削刀具



### PT02



## ★ 刀具附件 Spare parts

刀片 Insert	刀片螺钉 Insert Screw	扳手 Wrench
XSEQ1202	I91M4X3.2X	T09T
XSEQ1203	I91M4X4.2X	T15T
XSEQ12T3	I91M4X5.1X	T15T
XSEQ1204	I91M4X6.3X	T15T
XSEQ12T4	I91M4X6.3X	T15T

注明：配套刀片与株洲钻石通用。Note: Replaceable with Zccct brand inserts.

## ★ 刀具规格型号 Type of Milling Tools

Category 类别	Type 型号	基本尺寸(mm) Dimension					Tooth 齿数	Weight 重量(kg)
		ØD	ØD1	Ød	H1	H		
02	PT02.12J27.100.10.H4	100	40.7	27	12	4	10	0.2
	PT02.12J40.125.12.H4	125	50.5	40	12	4	12	0.3
	PT02.12J40.160.16.H4	160	66.7	40	12	4	16	0.5
03	PT02.12J27.100.10.H5	100	45	27	12	5	10	0.2
	PT02.12J40.125.12.H5	125	58	40	12	5	12	0.3
	PT02.12J40.160.16.H5	160	68	40	12	5	16	0.6
T3	PT02.12J27.100.10.H6	100	45	27	12	6	10	0.3
	PT02.12J40.125.12.H6	125	58	40	12	6	12	0.4
	PT02.12J40.160.16.H6	160	68	40	12	6	16	0.7
	PT02.12J50.200.18.H6	200	72	50	12	6	18	1.1
	PT02.12J50.250.24.H6	250	72	50	12	6	24	1.7

三面刀刃铣削刀具



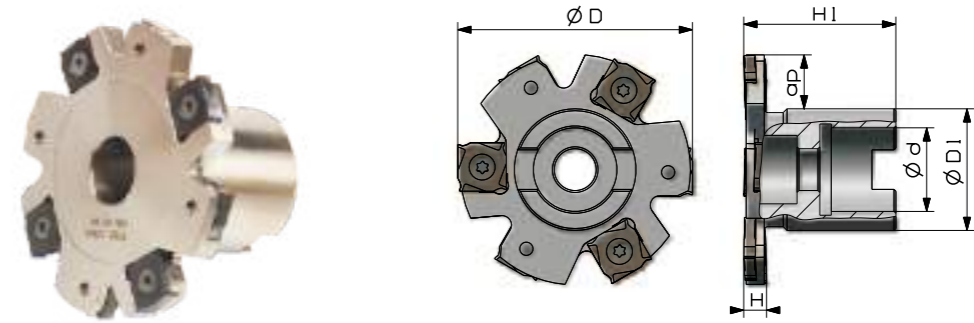
★ 刀具规格型号 Type of Milling Tools

Category 类别	Type 型号	基本尺寸(mm) Dimension					Tooth 齿数	Weight 重量 (kg)
		ØD	ØD1	Ød	H1	H		
04	PT02.12J27.100.10.H7	100	45	27	12	7	10	0.3
	PT02.12J40.125.12.H7	125	58	40	12	7	12	0.4
	PT02.12J40.160.16.H7	160	68	40	12	7	16	0.8
	PT02.12J50.200.18.H7	200	72	50	12	7	18	1.2
	PT02.12J50.250.24.H7	250	72	50	12	7	24	1.9
T4	PT02.12J27.100.10.H8	100	45	27	12	8	10	0.3
	PT02.12J40.125.12.H8	125	58	40	12	8	12	0.5
	PT02.12J40.160.16.H8	160	68	40	12	8	16	0.9
	PT02.12J50.200.18.H8	200	72	50	12	8	18	1.4
	PT02.12J50.250.24.H8	250	72	50	12	8	24	2.2

三面刀刃铣削刀具



PT02



★ 刀具附件 Spare parts

刀片 Insert	刀片螺钉 Insert Screw	扳手 Wrench
XSEQ1202	I91M4X3.2X	T09T
XSEQ1203	I91M4X4.2X	T15T
XSEQ12T3	I91M4X5.1X	T15T
XSEQ1204	I91M4X6.3X	T15T
XSEQ12T4	I91M4X6.3X	T15T

注明：配套刀片与株洲钻石通用。Note: Replaceable with Zccct brand inserts.

★ 刀具规格型号 Type of Milling Tools

Category 类别	Type 型号	基本尺寸(mm) Dimension						Adapter 接口 形式	Tooth 齿数	Weight 重量 (kg)
		ØD	ØD1	Ød	H1	H	ap			
02	PT02.12A22.063.06.H4	63	32	22	40	4	14	A	6	0.2
	PT02.12A22.080.08.H4	80	40	22	50	4	18	A	8	0.4
	PT02.12A27.100.10.H4	100	48	27	50	4	23	A	10	0.6
03	PT02.12A22.063.06.H5	63	32	22	40	5	14	A	6	0.2
	PT02.12A22.080.08.H5	80	40	22	50	5	18	A	8	0.4
	PT02.12A27.100.10.H5	100	48	27	50	5	23	A	10	0.7
T3	PT02.12A22.063.06.H6	63	32	22	40	6	14	A	6	0.2
	PT02.12A22.080.08.H6	80	40	22	50	6	18	A	8	0.4
	PT02.12A27.100.10.H6	100	48	27	50	6	23	A	10	0.7
	PT02.12B40.125.12.H6	125	70	40	50	6	30	B	12	1.0
	PT02.12B40.160.16.H6	160	70	40	50	6	41	B	16	1.3



三面刀刃铣削刀具



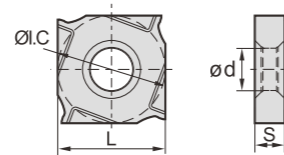
★ 刀具规格型号 Type of Milling Tools

Category 类别	Type 型号	基本尺寸(mm) Dimension						Adapter 接口 形式	Tooth 齿数	Weight 重量 (kg)
		ØD	ØD1	Ød	H1	H	ap			
04	PT02.12A22.063.06.H7	63	32	22	40	7	14	A	6	0.2
	PT02.12A22.080.08.H7	80	40	22	50	7	18	A	8	0.5
	PT02.12A27.100.10.H7	100	48	27	50	7	23	A	10	0.7
	PT02.12B40.125.12.H7	125	70	40	50	7	27	B	12	1.1
	PT02.12B40.160.16.H7	160	70	40	50	7	41	B	16	1.4
T4	PT02.12A22.063.06.H8	63	32	22	40	8	14	A	6	0.2
	PT02.12A22.080.08.H8	80	40	22	50	8	18	A	8	0.5
	PT02.12A27.100.10.H8	100	48	27	50	8	23	A	10	0.8
	PT02.12B40.125.12.H8	125	70	40	50	8	27	B	12	1.1
	PT02.12B40.160.16.H8	160	70	40	50	8	41	B	16	1.5

★ 刀片选择 Matching Insert

型号 Type	SD2136	SD2336	SD4326	SD4226	SD4236	SD5346	SD5236	SD5450	SD5440	SD5146	基本尺寸(mm) Dimension			
											ØI.C	S	Ød	L
XSEQ1202	○	○									12.7	2.3	5	12.7
XSEQ1203	○	○									12.7	3	5	12.7
XSEQ12T3	○	○									12.7	3.5	5	12.7
XSEQ1204	○	○									12.7	4	5	12.7

<b>P</b> 钢	■	■												
<b>M</b> 不锈钢	□	■												
<b>K</b> 铸铁		■												
<b>N</b> 有色金属														
<b>S</b> 耐热合金、钛合金		■												
<b>H</b> 淬硬材料														

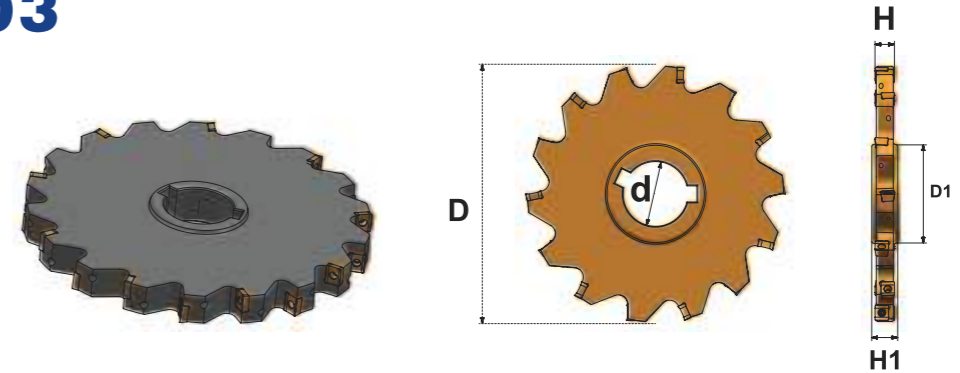


● 常备库存 Unallocated stock ○ 可备库存 Available stock ■ 推荐应用 Main application □ 拓展应用 Extended application

三面刀刃铣削刀具



PT03



★ 刀具附件 Spare parts

刀片 Insert	刀片螺钉 Insert Screw	扳手 Wrench
X3-084508H	TL60M3X8	T10
X3-115008H	TL60M4X10	T15
X3-145008H	TL60M4X10	T15

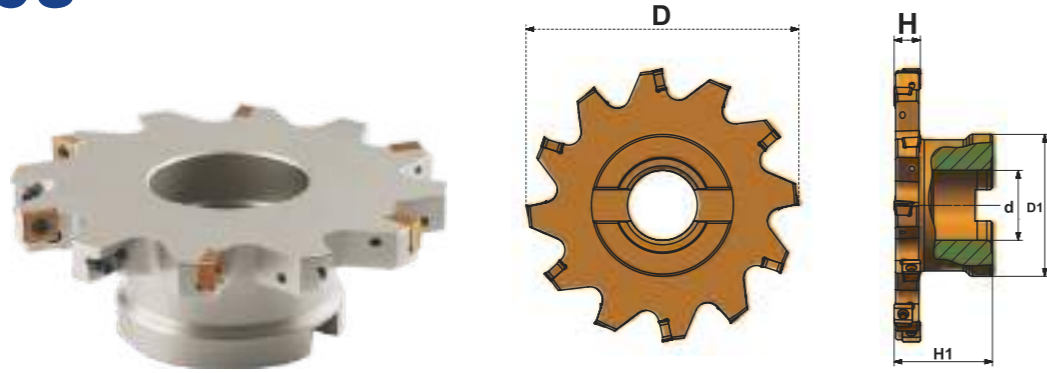
注明：配套刀片与山特通用。Note: Replaceable with Sandvik brand inserts.

★ 刀具规格型号 Type of Milling Tools

Category 类别	Type 型号	基本尺寸(mm) Dimension					Tooth 齿数	Weight 重量(kg)
		ØD	ØD1	Ød	H	H1		
08	PT03.08J40.125.12.H12	125	55	40	12	16	12	0.72
	PT03.08J40.160.14.H12	160	62	40	12	16	14	1.32
11	PT03.11J40.160.14.H16	160	62	40	16	20	14	1.80
	PT03.11J40.160.14.H18	160	62	40	18	24	14	2.10
	PT03.11J50.200.16.H16	200	72	50	16	20	16	2.90
14	PT03.11J50.200.16.H18	200	72	50	18	24	16	3.35
	PT03.14J50.200.16.H20	200	72	50	20	26	16	3.67
	PT03.14J50.200.16.H24	200	72	50	24	28	16	4.41
	PT03.14J50.250.18.H20	250	72	50	20	26	18	6.12
	PT03.14J50.250.18.H24	250	72	50	24	28	18	7.38

三面刃铣削刀具

PT03



★ 刀具附件 Spare parts

刀片 Insert	刀片螺钉 Insert Screw	扳手 Wrench
X3-084508H	TL60M3X8	T10
X3-115008H	TL60M4X10	T15
X3-145008H	TL60M4X10	T15

注明：配套刀片与山特通用。Note: Replaceable with Sandvik brand inserts.

★ 刀具规格型号 Type of Milling Tools

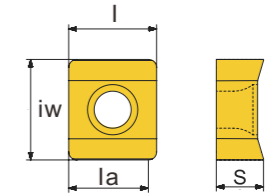
Category 类别	Type 型号	基本尺寸(mm) Dimension					Tooth 齿数	Adapter 接口 形式	Weight 重量(kg)
		ØD	ØD1	Ød	H	H1			
08	PT03.08B32.125.12.H12	125	65	32	12	45	12	B	1.2
	PT03.08B40.160.14.H12	160	80	40	12	45	12	B	2.2
11	PT03.11B40.160.14.H16	160	80	40	16	50	14	B	2.5
	PT03.11B40.160.14.H18	160	80	40	18	50	14	B	2.7
	PT03.11C40.200.16.H16	200	92	40	16	50	16	C	4.0
	PT03.11C40.200.16.H18	200	92	40	18	50	16	C	4.3
14	PT03.14C40.200.16.H20	200	92	40	20	50	16	C	4.5
	PT03.14C40.200.16.H24	200	92	40	24	50	16	C	4.7
	PT03.14C60.250.18.H20	250	135	60	20	63	18	C	8.6
	PT03.14C60.250.18.H24	250	135	60	24	63	18	C	8.9

★ 刀片选择 Matching Insert

型号 Type	SP210M	SP210T	SD2136	SD2336	SD4326	SD4226	SD4236	SD5346	SD5236	SD5450	基本尺寸(mm) Dimension			
											la	l	iW	S
X3-084508H	○	○									7.7	8.5	9.5	4.95
X3-115008H	○	○									10.7	11.5	11.5	4.95
X3-145008H	○	○									13.7	14.5	11.5	4.95

P 钢	<input type="checkbox"/>	<input checked="" type="checkbox"/>												
M 不锈钢	<input type="checkbox"/>	<input type="checkbox"/>												
K 铸铁		<input checked="" type="checkbox"/>	<input type="checkbox"/>											
N 有色金属														
S 耐热合金、钛合金														
H 淬硬材料														

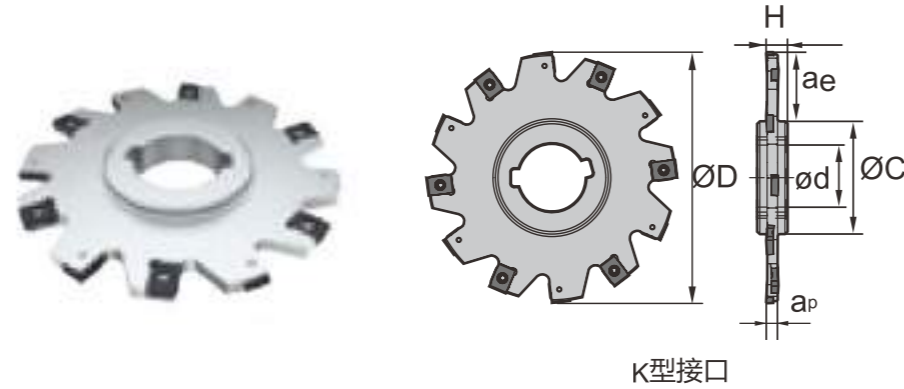


● 常备库存 Unallocated stock ○ 可备库存 Available stock ■ 推荐应用 Main application □ 拓展应用 Extended application

三面刃铣削刀具



PT04



★ 刀具附件 Spare parts

刀具直径 Diameter ØD	刃宽 ap Cutting Edge (mm)	刀片螺钉 Insert Screw	扳手 Wrench
Ø63-Ø160	4	TL60M2.5X3.2	T06
	5	TL60M2.5X3.9	
Ø63-Ø250	6	TL60M2.5X4.8	T10
	7	TL60M4X5.1	
	8	TL60M4X6.6	
	9	TL60M4X7.6	
	10	TL60M4X8.5	

注明：配套刀片与株洲钻石通用。Note: Replaceable with Zccct brand inserts.

★ 刀具规格型号 Type of Milling Tools

Category 类别	型号	基本尺寸(mm) Dimension						Tooth 齿数	Adapter 接口 形式	Weight 重量(kg)
		ØD	Ød	Øc	H	ap	aemax			
1023	PT04.LN1023.J22.063.08.H4	63	22	34	8	4	12.0	8	K	0.1
	PT04.LN1023.J22.080.10.H4	80	22	34	8	4	21.0	10	K	0.1
	PT04.LN1023.J27.100.12.H4	100	27	41	12	4	27.0	12	K	0.2
	PT04.LN1023.J40.125.14.H4	125	40	55	12	4	32.0	14	K	0.4
	PT04.LN1023.J40.160.18.H4	160	40	55	12	4	50.0	18	K	0.6
1028	PT04.LN1028.J22.063.08.H5	63	22	34	8	5	13.0	8	K	0.1
	PT04.LN1028.J22.080.10.H5	80	22	34	8	5	21.0	10	K	0.2
	PT04.LN1028.J27.100.12.H5	100	27	41	12	5	27.0	12	K	0.3
	PT04.LN1028.J27.100.12.H5	125	40	55	12	5	33.0	14	K	0.4
	PT04.LN1028.J40.160.18.H5	160	40	55	12	5	50.0	18	K	0.7

了解具体库存情况请致电厂家 详情请登陆网站www.hnsant.com

三面刃铣削刀具



★ 刀具规格型号 Type of Milling Tools

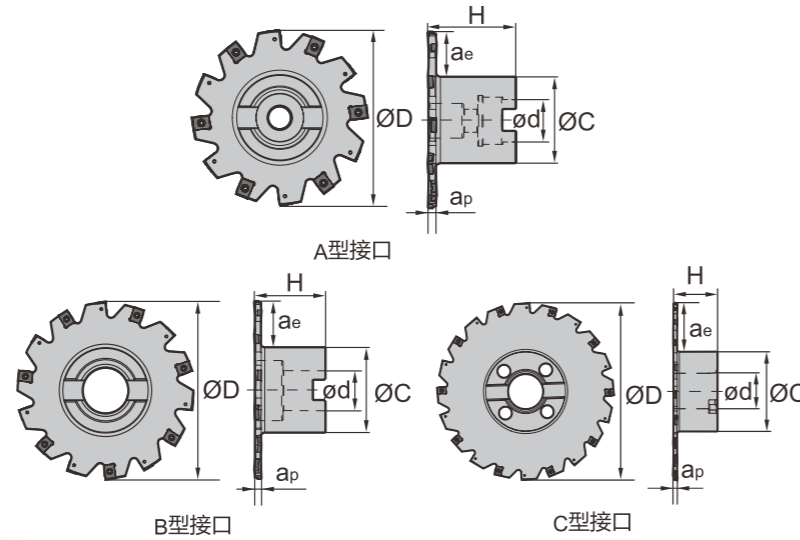
Category 类别	Type 型号	基本尺寸(mm) Dimension						Tooth 齿数	Adapter 接口 形式	Weight 重量(kg)
		ØD	Ød	Øc	H	ap	aemax			
1033	PT04.LN1033.J22.063.08.H6	63	22	34	8	6	13.0	8	K	0.1
	PT04.LN1033.J22.080.10.H6	80	22	34	8	6	21.5	10	K	0.2
	PT04.LN1033.J27.100.12.H6	100	27	41	12	6	27.0	12	K	0.3
	PT04.LN1033.J40.125.14.H6	125	40	55	12	6	33.0	14	K	0.5
	PT04.LN1033.J40.160.18.H6	160	40	55	12	6	50.0	18	K	0.8
	PT04.LN1033.J50.200.20.H6	200	50	69	12	6	63.0	20	K	1.2
	PT04.LN1033.J50.250.24.H6	250	50	69	12	6	88.0	24	K	2.0
1238	PT04.LN1238.J22.080.08.H7	80	22	34	12	7	20.0	8	K	0.2
	PT04.LN1238.J27.100.10.H7	100	27	41	12	7	26.5	10	K	0.3
	PT04.LN1238.J40.125.12.H7	125	40	55	12	7	32.0	12	K	0.5
	PT04.LN1238.J40.160.16.H7	160	40	55	12	7	49.5	16	K	0.8
	PT04.LN1238.J50.200.18.H7	200	50	69	12	7	62.5	18	K	1.3
	PT04.LN1238.J50.250.24.H7	250	50	69	12	7	87.5	24	K	2.1
1243	PT04.LN1243.J22.080.08.H8	80	22	34	12	8	20.5	8	K	0.2
	PT04.LN1243.J27.100.10.H8	100	27	41	12	8	27.0	10	K	0.3
	PT04.LN1243.J27.100.10.H8	125	40	55	12	8	32.5	12	K	0.9
	PT04.LN1243.J40.160.16.H8	160	40	55	12	8	50.0	16	K	0.9
	PT04.LN1243.J50.200.18.H8	200	50	69	12	8	63.0	18	K	1.4
	PT04.LN1243.J50.250.24.H8	250	50	69	12	8	83.0	24	K	2.3
1248	PT04.LN1248.J27.100.10.H9	100	27	41	12	9	27.5	10	K	0.4
	PT04.LN1248.J40.125.12.H9	125	40	55	12	9	33.0	12	K	0.6
	PT04.LN1248.J40.160.16.H9	160	40	55	12	9	50.5	16	K	1
	PT04.LN1248.J50.200.18.H9	200	50	69	12	9	63.5	18	K	1.6
	PT04.LN1248.J50.250.24.H9	250	50	69	12	9	88.5	24	K	2.6
1253	PT04.LN1253.J27.100.10.H10	100	27	41	12	10	28.0	10	K	0.4
	PT04.LN1253.J40.125.12.H10	125	40	55	12	10	33.5	12	K	0.6
	PT04.LN1253.J40.160.16.H10	160	40	55	12	10	51.0	16	K	1.1
	PT04.LN1253.J50.200.18.H10	200	50	69	12	10	64.0	18	K	1.8
	PT04.LN1253.J50.250.24.H10	250	50	69	12	10	89.0	24	K	2.9

了解具体库存情况请致电厂家 详情请登陆网站www.hnsant.com

三面刀刃铣削刀具



PT04



★ 刀具附件 Spare parts

刀具直径 Diameter ØD	刃宽 <sub>ap</sub> Cutting Edge (mm)	刀片螺钉 Insert Screw	扳手 Wrench
Ø63-Ø160	4	TL60M2.5X3.2	T06
	5	TL60M2.5X3.9	
Ø63-Ø250	6	TL60M2.5X4.8	T10
	7	TL60M4X5.1	
	8	TL60M4X6.6	
	9	TL60M4X7.6	
	10	TL60M4X8.5	

注明：配套刀片与株洲钻石通用。Note: Replaceable with Zccct brand inserts.

★ 刀具规格型号 Type of Milling Tools

Category 类别	型号	基本尺寸(mm) Dimension						Tooth 齿数	Adapter 接口 形式	Weight 重量(kg)
		ØD	Ød	Øc	H	ap	aemax			
1023	PT04.LN1023.A22.080.10.H4	80	22	42	50	4	18	10	A	0.4
	PT04.LN1023.A27.100.12.H4	100	27	52	50	4	23	12	A	0.6
	PT04.LN1023.B32.125.14.H4	125	32	63	50	4	30	14	B	1.0
	PT04.LN1023.B40.160.18.H4	160	40	76	50	4	41	18	B	1.2
1028	PT04.LN1028.A22.080.10.H5	80	22	42	50	5	18	10	A	0.4
	PT04.LN1028.A27.100.12.H5	100	27	52	50	5	23	12	A	0.6
	PT04.LN1028.B32.125.14.H5	125	32	63	50	5	30	14	B	1.0
	PT04.LN1028.B40.160.18.H5	160	40	76	50	5	41	18	B	1.2

了解具体库存情况请致电厂家 详情请登陆网站www.hnsant.com

三面刀刃铣削刀具



★ 刀具规格型号 Type of Milling Tools

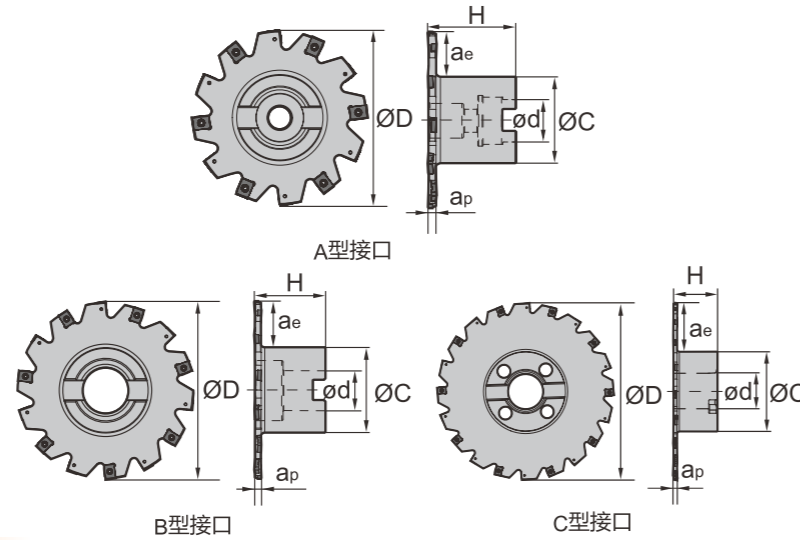
Category 类别	型号	基本尺寸(mm) Dimension						Tooth 齿数	Adapter 接口 形式	Weight 重量(kg)
		ØD	Ød	Øc	H	ap	aemax			
1033	PT04.LN1033.A22.080.10.H6	80	22	42	50	6	18	10	A	0.5
	PT04.LN1033.A27.100.12.H6	100	27	52	50	6	23	12	A	0.7
	PT04.LN1033.B32.125.14.H6	125	32	63	50	6	30	14	B	1.1
	PT04.LN1033.B40.160.18.H6	160	40	76	50	6	41	18	B	1.4
	PT04.LN1033.C40.200.20.H6	200	40	94	50	6	52	20	C	2.8
	PT04.LN1033.C60.250.24.H6	250	60	132	50	6	58	24	C	4.6
1238	PT04.LN1238.A22.080.08.H7	80	22	42	50	7	18	8	A	0.5
	PT04.LN1238.A27.100.10.H7	100	27	52	50	7	23	10	A	0.7
	PT04.LN1238.B32.125.12.H7	125	32	63	50	7	30	12	B	1.1
	PT04.LN1238.B40.160.16.H7	160	40	76	50	7	41	16	B	1.4
	PT04.LN1238.C40.200.18.H7	200	40	94	50	7	52	18	C	2.9
	PT04.LN1238.C60.250.24.H7	250	60	132	50	7	58	24	C	4.7

了解具体库存情况请致电厂家 详情请登陆网站www.hnsant.com

三面刀刃铣削刀具



PT04



★ 刀具附件 Spare parts

刀具直径 Diameter ØD	刃宽 ap Cutting Edge (mm)	刀片螺钉 Insert Screw	扳手 Wrench
Ø63-Ø160	4	TL60M2.5X3.2	T06
	5	TL60M2.5X3.9	
	6	TL60M2.5X4.8	
Ø63-Ø250	7	TL60M4X5.1	T10
	8	TL60M4X6.6	
	9	TL60M4X7.6	
	10	TL60M4X8.5	

注明：配套刀片与株洲钻石通用。Note: Replaceable with Zccct brand inserts.

★ 刀具规格型号 Type of Milling Tools

Category 类别	型号	基本尺寸(mm) Dimension						Tooth 齿数	Adapter 接口形式	Weight 重量(kg)
		ØD	Ød	Øc	H	ap	aemax			
1243	PT04.LN1243A22.080.08.H8	80	22	42	50	8	18	8	A	0.5
	PT04.LN1243.A27.100.10.H8	100	27	52	50	8	23	10	A	0.7
	PT04.LN1243.B32.125.12.H8	125	32	63	50	8	30	12	B	1.1
	PT04.LN1243.B40.160.16.H8	160	40	76	50	8	41	16	B	1.4
	PT04.LN1243.C40.200.18.H8	200	40	94	50	8	52	18	A	2.9
	PT04.LN1243.C60.250.24.H8	250	60	132	50	8	58	24	A	4.7

三面刀刃铣削刀具



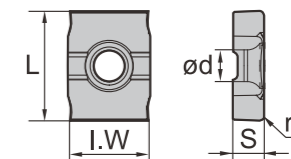
★ 刀具规格型号 Type of Milling Tools

Category 类别	型号	基本尺寸(mm) Dimension						Tooth 齿数	Adapter 接口形式	Weight 重量(kg)
		ØD	Ød	Øc	H	ap	aemax			
1248	PT04.LN1248.A27.100.10.H9	100	27	52	50	9	23	10	A	0.7
	PT04.LN1248.B32.125.12.H9	125	32	63	50	9	30	12	B	1.1
	PT04.LN1248.B40.160.16.H9	160	40	76	50	9	41	16	B	1.5
	PT04.LN1248.C40.200.18.H9	200	40	94	50	9	52	18	C	3
	PT04.LN1248.C60.250.24.H9	250	60	132	50	9	58	24	C	4.8
1253	PT04.LN1253.A27.100.10.H10	100	27	52	50	10	23	10	A	0.7
	PT04.LN1253.B32.125.12.H10	125	32	63	50	10	30	12	B	1.1
	PT04.LN1253.B40.160.16.H10	160	40	76	50	10	41	16	B	1.5
	PT04.LN1253.C40.200.18.H10	200	40	94	50	10	52	18	C	3
	PT04.LN1253.C60.250.24.H10	250	60	132	50	10	58	24	C	5

★ 刀片选择 Matching Insert

型号 Type	SP210M	SP210T	SD2136	SD2336	SD4326	SD4226	SD4236	SD5346	SD5236	SD5450	基本尺寸(mm) Dimension				
											ØI.W	L	S	Ød	r
LNET102304-GM	○	○									7.5	10	2.3	2.9	0.4
LNET102804-GM	○	○									7.5	10	2.8	2.9	0.4
LNET103304-GM	○	○									7.5	10	3.3	2.9	0.4
LNET123804-GM	○	○									10	13	3.8	4.4	0.4
LNET124304-GM	○	○									10	13	4.3	4.4	0.4
LNET124804-GM	○	○									10	13	4.8	4.4	0.4
LNET125304-GM	○	○									10	13	5.3	4.4	0.4

- P** 钢
- M** 不锈钢
- K** 铸铁
- N** 有色金属
- S** 耐热合金、钛合金
- H** 淬硬材料

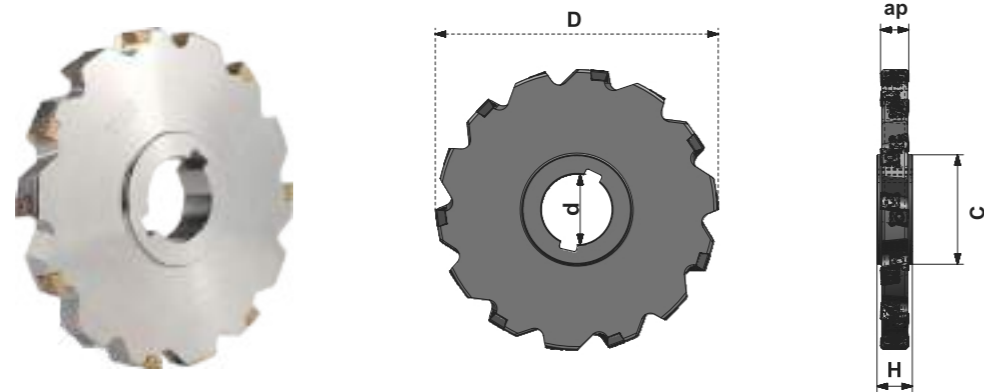


● 常备库存 Unallocated stock ○ 可备库存 Available stock ■ 推荐应用 Main application □ 拓展应用 Extended application

三面刀刃铣削刀具



PT05



★ 刀具附件 Spare parts

刀片 Insert	刀片螺钉 Insert Screw	扳手 Wrench
LNGX1005□□-GM	TL60M3.5X10	T15
LNGX1407□□-GM	TL60M4X10	T15

注明：配套刀片与株洲钻石通用。Note: Replaceable with Zccct brand inserts.

★ 刀具规格型号 Type of Milling Tools

Category 类别	Type 型号	基本尺寸(mm) Dimension						Tooth 齿数	Adapter 接口 形式	Weight 重量(kg)
		ØD	Ød	ØC	H	ap	ae max			
10	PT05.10J27.080.08.H10	80	27	43	14	10	17	8	K	0.2
	PT05.10J32.100.10.H10	100	32	47	14	10	25	10	K	0.37
	PT05.10J40.125.12.H10	125	40	55	14	10	34	12	K	0.5
	PT05.10J40.160.14.H10	160	40	62	14	10	47	14	K	1
	PT05.10J50.200.16.H10	200	50	72	14	10	62	16	K	1.6
14	PT05.14J32.100.08.H12	100	32	47	16	12	25	8	K	0.4
	PT05.14J40.125.10.H12	125	40	55	16	12	34	10	K	0.6
	PT05.14J40.160.12.H12	160	40	62	16	12	47	12	K	1.1
10	PT05.14J50.200.14.H12	200	50	72	16	12	62	14	K	1.8
	PT05.10J32.100.10.H14	100	32	47	18	14	25	10	K	0.4
	PT05.10J40.125.12.H14	125	40	55	18	14	34	12	K	0.9
	PT05.10J40.160.14.H14	160	40	62	18	14	47	14	K	1.6
	PT05.10J50.200.16.H14	200	50	72	18	14	62	16	K	2.5

三面刀刃铣削刀具



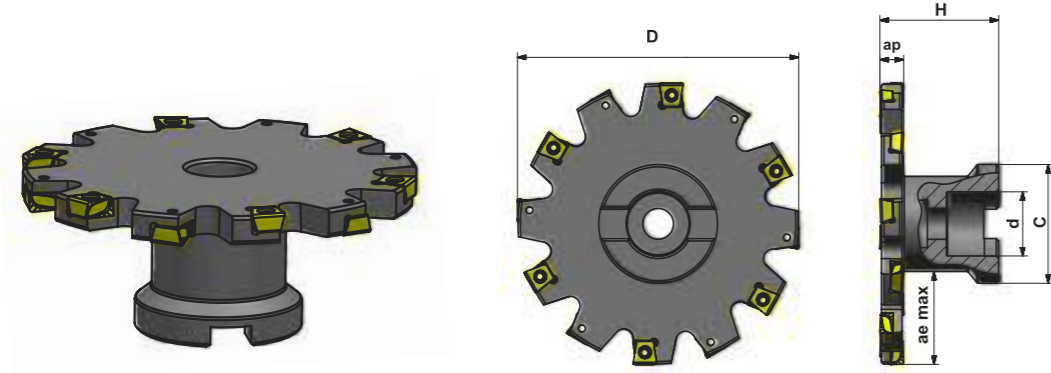
★ 刀具规格型号 Type of Milling Tools

Category 类别	Type 型号	基本尺寸(mm) Dimension						Tooth 齿数	Adapter 接口 形式	Weight 重量(kg)
		ØD	Ød	ØC	H	ap	ae max			
10	PT05.10J40.125.12.H16	125	40	55	20	16	34	12	K	1
	PT05.10J40.160.14.H16	160	40	62	20	16	47	14	K	1.8
	PT05.10J50.200.16.H16	200	50	72	20	16	62	16	K	2.9
	PT05.10J40.125.12.H18	125	40	55	24	18	34	12	K	1.2
	PT05.10J40.160.14.H18	160	40	62	24	18	47	14	K	2.1
	PT05.10J50.200.16.H18	200	50	72	24	18	62	16	K	3.4
14	PT05.14J40.125.10.H20	125	40	55	26	20	34	10	K	1.2
	PT05.14J40.160.12.H20	160	40	62	26	20	47	12	K	2.1
	PT05.14J50.200.14.H20	200	50	72	26	20	62	14	K	3.5
	PT05.14J50.250.16.H20	250	50	80	26	20	83	16	K	5.8
	PT05.14J40.160.12.H25	160	40	62	30	25	47	12	K	2.8
	PT05.14J50.200.14.H25	200	50	72	30	25	62	14	K	4.5
	PT05.14J50.250.16.H25	250	50	80	30	25	83	16	K	7.5

三面刀刃铣削刀具



PT05



★ 刀具附件 Spare parts

刀片 Insert	刀片螺钉 Insert Screw	扳手 Wrench
LNGX1005□□-GM	TL60M3.5X10	T15
LNGX1407□□-GM	TL60M4X10	T15

注明：配套刀片与株洲钻石通用。 Note: Replaceable with Zccct brand inserts.

★ 刀具规格型号 Type of Milling Tools

Category 类别	Type 型号	基本尺寸(mm) Dimension						Tooth 齿数	Adapter 接口 形式	Weight 重量(kg)
		ØD	Ød	ØC	H	ap	ae max			
10	PT05.10A22.080.08.H10	80	22	45	40	10	20	8	A	0.4
	PT05.10B27.100.10.H10	100	27	55	45	10	24	10	B	0.6
	PT05.10B32.125.12.H10	125	32	65	45	10	33	12	B	1
	PT05.10B40.160.14.H10	160	40	80	50	10	42	14	B	2
	PT05.10C40.200.16.H10	200	40	92	50	10	53	16	C	2.9
14	PT05.14B27.100.08.H12	100	27	55	45	12	24	8	B	0.6
	PT05.14B32.125.10.H12	125	32	65	45	12	33	10	B	1
	PT05.14B40.160.12.H12	160	40	80	50	12	42	12	B	2.1
	PT05.14C40.200.14.H12	200	40	92	50	12	53	14	C	2.9
10	PT05.10B27.100.10.H14	100	27	55	50	14	24	10	B	0.7
	PT05.10B32.125.12.H14	125	32	65	50	14	33	12	B	1.2
	PT05.10B40.160.14.H14	160	40	80	50	14	42	14	B	2.4
	PT05.10C40.200.16.H14	200	40	92	50	14	53	16	C	3.6

三面刀刃铣削刀具



★ 刀具规格型号 Type of Milling Tools

Category 类别	Type 型号	基本尺寸(mm) Dimension						Tooth 齿数	Adapter 接口 形式	Weight 重量(kg)
		ØD	Ød	ØC	H	ap	ae max			
10	PT05.10B32.125.12.H16	125	32	65	50	16	33	12	B	1.4
	PT05.10B40.160.14.H16	160	40	80	50	16	42	14	B	2.6
	PT05.10C40.200.16.H16	200	40	92	50	16	53	16	C	4
	PT05.10B32.125.12.H18	125	32	65	50	18	33	12	B	1.5
	PT05.10B40.160.14.H18	160	40	80	50	18	42	14	B	2.9
	PT05.10C40.200.16.H18	200	40	92	50	18	53	16	C	4.3
	PT05.10C60.250.18.H18	250	60	132	50	18	58	18	C	7.2
14	PT05.14B32.125.10.H20	125	32	65	50	20	33	10	B	1.6
	PT05.14B40.160.12.H20	160	40	80	50	20	42	12	B	2.7
	PT05.14C40.200.14.H20	200	40	92	50	20	53	14	C	4.6
	PT05.14C60.250.16.H20	250	60	132	50	20	58	16	C	7.4
	PT05.14B40.160.12.H25	160	40	80	50	25	42	12	B	3.2
	PT05.14C40.200.14.H25	200	40	92	50	25	53	14	C	5.2
	PT05.14C60.250.16.H25	250	60	132	50	25	58	16	C	8.6
	PT05.14C60.315.20.H25	315	60	132	50	25	90	20	C	13.2

# 铣削刀具 | MILLING TOOLS

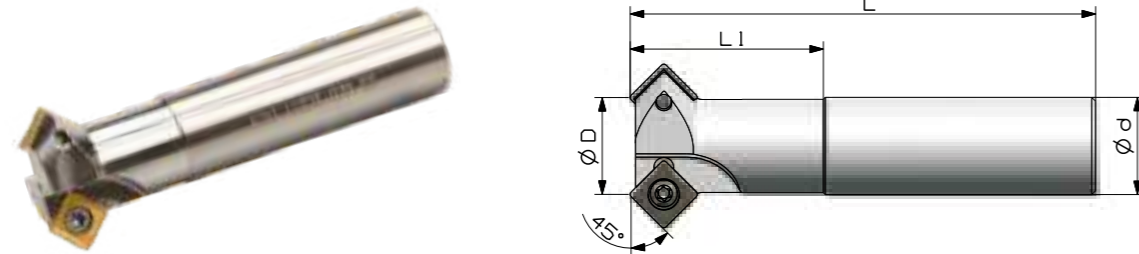


可转位铣削刀具 Indexable milling tools

## 倒角铣刀 Kr:45° Chamfer Milling Tools



### AC01



#### ★ 刀具附件 Spare parts

刀片 Insert	刀片螺钉 Insert Screw	扳手 Wrench
SPMT120408	TL60 M5X12	T20

注明：配套刀片建议参考株洲钻石品牌刀片。 Note: The insert is Zccct brand.

#### ★ 刀具规格型号 Type of Milling Tools

Type 型号	基本尺寸(mm) Dimension				Adapter 接口 形式	Tooth 齿数	Weight 重量(kg)
	ØD	Ød	L	L1			
AC01.12Z20.012.01	12	20	100	40	Z	1	0.2
AC01.12W20.012.01	12	20	100	40	W	1	0.2
AC01.12Z25.025.02	25	25	120	40	Z	2	0.4
AC01.12W25.025.02	25	25	120	40	W	2	0.4
AC01.12Z32.032.03	32	32	180	50	Z	3	1.0
AC01.12W32.032.03	32	32	180	50	W	3	1.0

了解具体库存情况请致电厂家 详情请登陆网站www.hnsant.com



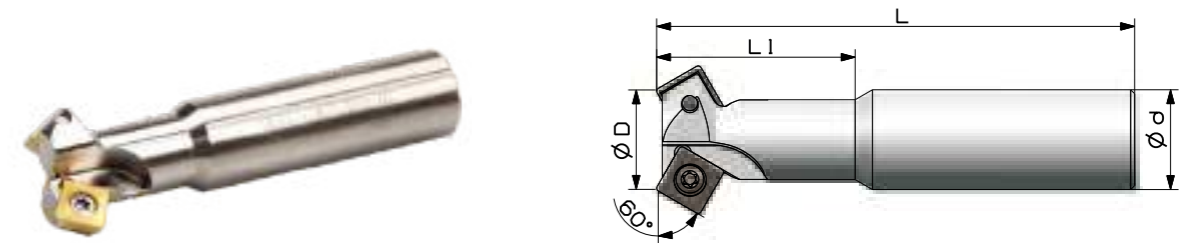
# 铣削刀具 | MILLING TOOLS

可转位铣削刀具 Indexable milling tools

## 倒角铣刀 Kr:60° Chamfer Milling Tools



### DC01



#### ★ 刀具附件 Spare parts

刀片 Insert	刀片螺钉 Insert Screw	扳手 Wrench
SPMT120408	TL60 M5X12	T20

注明：配套刀片建议参考株洲钻石品牌刀片。 Note: The insert is Zccct brand.

#### ★ 刀具规格型号 Type of Milling Tools

Type 型号	基本尺寸(mm) Dimension				Adapter 接口 形式	Tooth 齿数	Weight 重量(kg)
	ØD	Ød	L	L1			
DC01.12Z20.012.01	12	20	100	40	Z	1	0.2
DC01.12W20.012.01	12	20	100	40	W	1	0.2
DC01.12Z25.025.02	25	25	120	40	Z	2	0.4
DC01.12W25.025.02	25	25	120	40	W	2	0.4
DC01.12Z32.032.02	32	32	180	50	Z	2	1.0
DC01.12W32.032.02	32	32	180	50	W	2	1.0

了解具体库存情况请致电厂家 详情请登陆网站www.hnsant.com



# 铣削刀具 | MILLING TOOLS

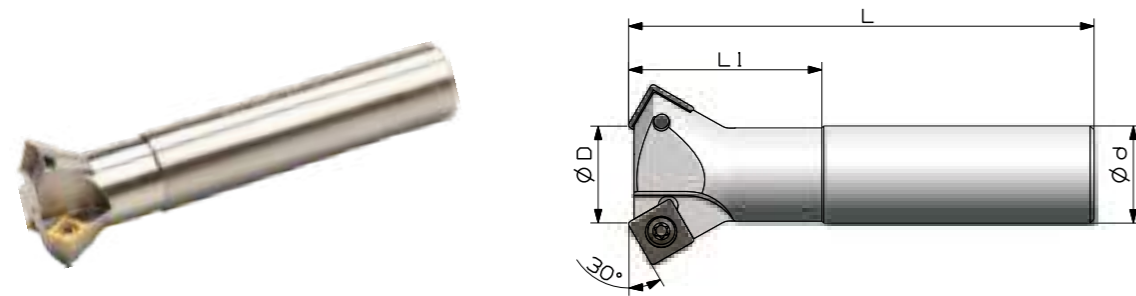


可转位铣削刀具 Indexable milling tools

## 倒角铣刀 Kr:30° Chamfer Milling Tools



### ZC01



#### ★ 刀具附件 Spare parts

刀片 Insert	刀片螺钉 Insert Screw	扳手 Wrench
SPMT120408	TL60 M5X12	T20

注明：配套刀片建议参考株洲钻石品牌刀片。 Note: The insert is Zccct brand.

#### ★ 刀具规格型号 Type of Milling Tools

Type 型号	基本尺寸(mm) Dimension				Adapter 接口 形式	Tooth 齿数	Weight 重量(kg)
	ØD	Ød	L	L1			
ZC01.12Z20.012.01	12	20	100	40	Z	1	0.2
ZC01.12W20.012.01	12	20	100	40	W	1	0.2
ZC01.12Z25.025.02	25	25	120	40	Z	2	0.4
ZC01.12W25.025.02	25	25	120	40	W	2	0.4
ZC01.12Z32.032.03	32	32	180	50	Z	3	1.0
ZC01.12W32.032.03	32	32	180	50	W	3	1.0

了解具体库存情况请致电厂家 详情请登陆网站www.hnsant.com



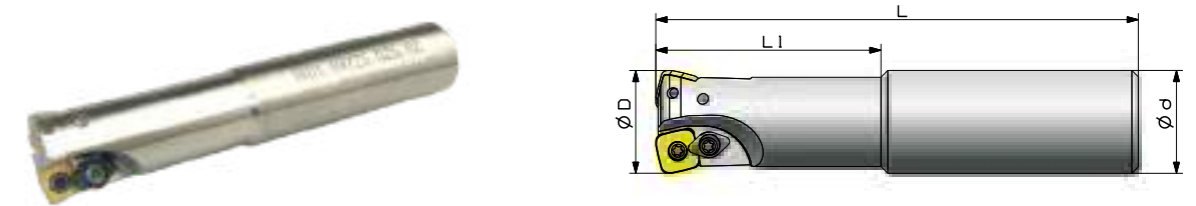
# 铣削刀具 | MILLING TOOLS

可转位铣削刀具 Indexable milling tools

## 大进给刀具



### XK01



#### ★ 刀具附件 Spare parts

刀片 Insert	刀片螺钉 Insert Screw	压板螺钉 Clamping Screw	压板 Clamp	扳手 Wrench
SDMT09T3-DM	TL60 M3.5X8	L60 M4X10	WD204	T10/T15
SDMT1204-DM	TL60 M4X10			T15

注明：配套刀片建议参考株洲钻石品牌刀片。 Note: The insert is Zccct brand.

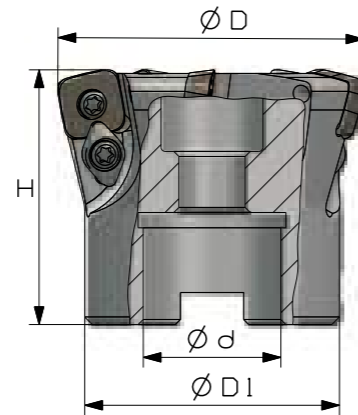
#### ★ 刀具规格型号 Type of Milling Tools

Type 型号	基本尺寸(mm) Dimension				Adapter 接口 形式	Tooth 齿数	Weight 重量(kg)
	ØD	Ød	L	L1			
XK01.09Z25.025.02	25	25	140	60	Z	2	0.5
XK01.09Z32.032.03	32	32	150	70	Z	3	0.8
XK01.09Z32.035.03	35	32	150	50	Z	3	0.8
XK01.12Z32.032.02	32	32	150	70	Z	2	0.8
XK01.12Z32.040.03	40	32	150	50	Z	3	1.3

了解具体库存情况请致电厂家 详情请登陆网站www.hnsant.com

大进给刀具

**XK01**



★ 刀具附件 Spare parts

刀片 Insert	刀片螺钉 Insert Screw	压板螺钉 Clamping Screw	压板 Clamp	扳手 Wrench
SDMT09T3-DM	TL60 M3.5X8	L60 M4X10	WD204	T10T/T15T
SDMT1204-DM	TL60 M4X10			T15T

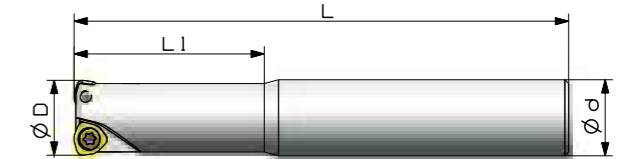
注明：配套刀片建议参考株洲钻石品牌刀片。 Note: The insert is Zccct brand.

★ 刀具规格型号 Type of Milling Tools

Type 型号	基本尺寸(mm) Dimension				Adapter 接口 形式	Tooth 齿数	Weight 重量(kg)
	ØD	ØD1	Ød	H			
<b>XK01.09A22.050.04</b>	50	40	22	40	A	4	0.3
<b>XK01.09A22.063.06</b>	63	50	22	50	A	6	0.5
<b>XK01.09A27.063.06</b>	63	50	27	50	A	6	0.6
<b>XK01.12A22.063.05</b>	63	50	22	50	A	5	0.5
<b>XK01.12A27.063.05</b>	63	50	27	50	A	5	0.6
<b>XK01.12A27.080.05</b>	80	60	27	50	A	5	0.9
<b>XK01.12B32.100.06</b>	100	70	32	50	B	6	1.8

大进给刀具

**XK02**



★ 刀具附件 Spare parts

刀片 Insert	刀片螺钉 Insert Screw	压板螺钉 Clamping Screw	压板 Clamp	扳手 Wrench
WPGT050315ZSR	TL60 M3.5X8			T10
WPGT060415ZSR	TL60M4X10			T15
WPGT080615ZSR	TL60 M4X10	L60 M5X12	WD208	T20
WPGT090725ZSR				

注明：配套刀片建议参考株洲钻石品牌刀片。 Note: The insert is Zccct brand.

★ 刀具规格型号 Type of Milling Tools

Category 类型	Type 型号	基本尺寸(mm) Dimension				Adapter 接口 形式	Tooth 齿数	Weight 重量(kg)
		ØD	Ød	L	L1			
WP05	<b>XK02.05Z20.020.02.S</b>	20	20	130	50	Z	2	0.2
	<b>XK02.05Z20.020.02.M</b>	20	20	180	100	Z	2	0.3
	<b>XK02.05Z20.020.02.L</b>	20	20	250	130	Z	2	0.8
WP06	<b>XK02.06Z25.025.02.S</b>	25	25	140	60	Z	2	0.4
	<b>XK02.06Z25.025.02.M</b>	25	25	200	120	Z	2	0.6
	<b>XK02.06Z25.025.02.L</b>	25	25	300	180	Z	2	1.0
	<b>XK02.06Z32.032.03.S</b>	32	32	150	70	Z	3	0.8
	<b>XK02.06Z32.032.03.M</b>	32	32	200	120	Z	3	1.0
	<b>XK02.06Z32.032.03.L</b>	32	32	300	180	Z	3	1.6
	<b>XK02.06Z32.040.03.S</b>	40	32	150	50	Z	3	0.9

大进给刀具



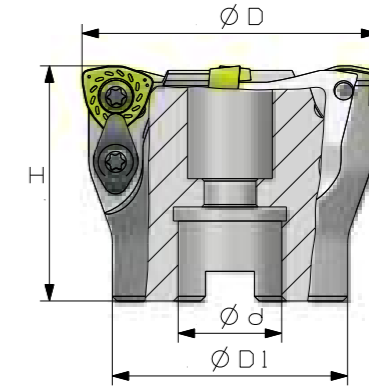
★ 刀具规格型号 Type of Milling Tools

Category 类型	Type 型号	基本尺寸(mm) Dimension				Adapter 接口 形式	Tooth 齿数	Weight 重量(kg)
		ØD	Ød	L	L1			
WP06	<b>XK02.06Z32.040.03.M</b>	40	32	250	50	Z	3	1.5
	<b>XK02.06Z32.040.03.L</b>	40	32	300	50	Z	3	1.8
WP08	<b>XK02.08Z32.040.02.S</b>	40	32	150	50	Z	2	0.9
	<b>XK02.08Z32.040.02.M</b>	40	32	250	50	Z	2	1.5
	<b>XK02.08Z32.040.02.L</b>	40	32	300	50	Z	2	1.9
WP09	<b>XK02.09Z32.050.02.S</b>	50	32	150	50	Z	2	1.9
	<b>XK02.09Z32.050.02.M</b>	50	32	250	50	Z	2	2.5

大进给刀具



XK02



★ 刀具附件 Spare parts

刀片 Insert	刀片螺钉 Insert Screw	压板螺钉 Clamping Screw	压板 Clamp	扳手 Wrench
WPGT060415ZSR	TL60 M4X10			T15T
WPGT080615ZSR	TL60 M5X12	TL60 M5X12	WD208	T20T
WPGT090725ZSR				

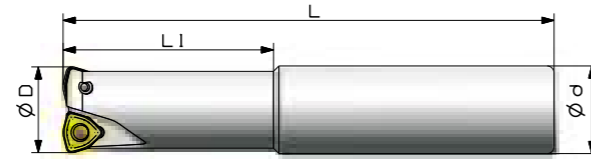
注明：配套刀片建议参考株洲钻石品牌刀片。 Note: The insert is Zccot brand.

★ 刀具规格型号 Type of Milling Tools

Category 类型	Type 型号	基本尺寸(mm) Dimension				Adapter 接口 形式	Tooth 齿数	Weight 重量(kg)
		ØD	ØD1	Ød	H			
WP06	<b>XK02.06A22.050.04</b>	50	40	22	50	A	4	0.4
	<b>XK02.08A22.050.03</b>	50	40	22	50	A	3	0.4
	<b>XK02.08A22.063.04</b>	63	50	22	50	A	4	0.7
WP08	<b>XK02.08A27.063.04</b>	63	50	27	50	A	4	0.7
	<b>XK02.08A27.080.05</b>	80	60	27	50	A	5	1.5
	<b>XK02.08B32.100.06</b>	100	70	32	63	B	6	2.2
	<b>XK02.08B40.125.07</b>	125	80	40	63	B	7	3.5
	<b>XK02.08B40.160.08</b>	160	100	40	63	B	8	6.0
WP09	<b>XK02.09A22.063.03</b>	63	50	22	50	A	3	0.7
	<b>XK02.09A27.080.04</b>	80	60	27	63	A	4	1.4
	<b>XK02.09B32.100.05</b>	100	70	32	63	B	5	2.1
	<b>XK02.09B40.125.06</b>	125	80	40	63	B	6	3.7
	<b>XK02.09B40.160.07</b>	160	100	40	63	B	7	6.3

大进给刀具

**XK03**



★ 刀具附件 Spare parts

刀片 Insert 	刀片螺钉 Insert Screw 	扳手 Wrench 
WNMX09T316ZNN-MM	TL60 M3X7	T10

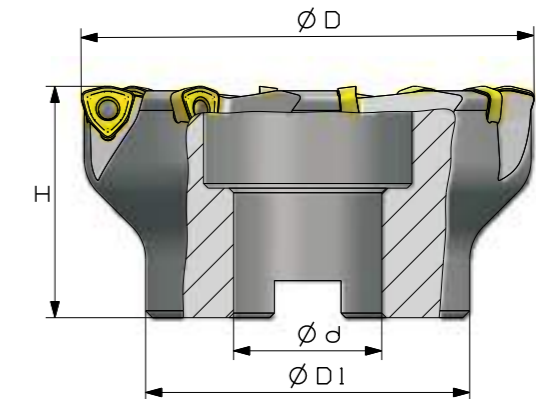

注明：配套刀片建议参考克洛伊品牌刀片。 Note: The insert is Korloy brand.

★ 刀具规格型号 Type of Milling Tools

Type 型号	基本尺寸(mm) Dimension				Adapter 接口 形式	Tooth 齿数	Weight 重量(kg)
	ØD	Ød	L	L1			
<b>XK03.09Z25.025.02.S</b>	25	25	140	60	Z	2	0.5
<b>XK03.09Z25.025.02.M</b>	25	25	200	120	Z	2	0.6
<b>XK03.09Z25.025.02.L</b>	25	25	300	180	Z	2	1.0
<b>XK03.09Z32.032.03.S</b>	32	32	150	70	Z	3	0.8
<b>XK03.09Z32.032.03.M</b>	32	32	200	120	Z	3	1.1
<b>XK03.09Z32.032.03.L</b>	32	32	300	180	Z	3	1.7
<b>XK03.09Z32.040.04.S</b>	40	32	150	50	Z	4	0.9
<b>XK03.09Z32.040.04.M</b>	40	32	200	50	Z	4	1.3
<b>XK03.09Z32.040.04.L</b>	40	32	300	50	Z	4	1.8

大进给刀具

**XK03**



★ 刀具附件 Spare parts

刀片 Insert 	刀片螺钉 Insert Screw 	扳手 Wrench 
WNMX09T316ZNN-MM	TL60 M3X7	T10T

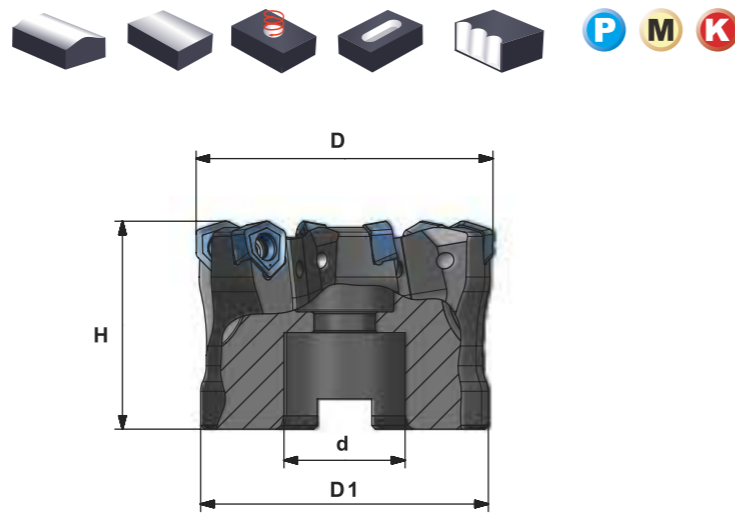
注明：配套刀片建议参考克洛伊品牌刀片。 Note: The insert is Korloy brand.

★ 刀具规格型号 Type of Milling Tools

Type 型号	基本尺寸(mm) Dimension				Adapter 接口 形式	Tooth 齿数	Weight 重量(kg)
	ØD	ØD1	Ød	H			
<b>XK03.09A16.040.04</b>	40	35	16	40	A	4	0.2
<b>XK03.09A22.050.05</b>	50	40	22	40	A	5	0.3
<b>XK03.09A22.063.06</b>	63	50	22	40	A	6	0.5
<b>XK03.09A27.080.07</b>	80	60	27	50	A	7	1.1
<b>XK03.09B32.100.08</b>	100	70	32	50	B	8	1.7

大进给刀具

XK04



★ 刀具附件 Spare parts

刀片 Insert 	压紧螺钉 Clamping Screw 	扳手 Wrench 
WXMU080612R-GM	TL60M5X13	T20

注明：配套刀片与株洲、伊斯卡通用。Note: Replaceable with Zccct/Isicar brand inserts.

★ 刀具规格型号 Type of milling tools

Type 型号	基本尺寸(mm) Dimension					Adapter 接口 形式	Tooth 齿数	Weight 重量 (kg)
	ØD <sub>1</sub>	ØD	Ød	H	ap			
<b>XK04.08A22.050.04</b>	48	50	22	45	2.0	A	4	0.3
<b>XK04.08A22.063.05</b>	61	63	22	45	2.0	A	5	0.5
<b>XK04.08A32.080.06</b>	76	80	32	55	2.0	A	6	1.1
<b>XK04.08B32.100.07</b>	80	100	32	50	2.0	A	7	1.75

★ 刀片选择 Matching Insert

型号 Type	SP210M	SD2136	SD2336	SD4326	SD4226	SD4236	SD5346	SD6236	SD5450	SD5440	基本尺寸(mm) Dimension			
											φIC	S	φd	r
<b>WXMU080612R-GM</b>	●										13.66	6.8	5.5	1.2
<b>P</b> 钢	<input type="checkbox"/>													
<b>M</b> 不锈钢	<input type="checkbox"/>													
<b>K</b> 铸铁	<input checked="" type="checkbox"/>													
<b>N</b> 有色金属														
<b>S</b> 耐热合金、钛合金														
<b>H</b> 淬硬材料														

● 常备库存 Unallocated stock ○ 可备库存 Available stock ■ 推荐应用 Main application □ 拓展应用 Extended application

了解具体库存情况请致电厂家 详情请登陆网站www.hnsant.com

大进给刀具

EXN



★ 刀具规格型号 Type of Milling Tools

标准库品 Stocked Letms	型号 Cat.No	尺寸 Size					刃数 Flute	适用刀片 Applicable inserts	扳手 Wrench	螺钉 Screw
		ØD	ØD <sub>1</sub>	Ød	L <sub>1</sub>	L				
<b>EXN03R-16-100-C16-2T</b>		16	9.6	16	35	100	1	2		
<b>EXN03R-16-160-C16-2T</b>		16	9.6	16	40	160	1	2		
<b>EXN03R-17-100-C16-2T</b>		17	10.5	16	35	100	1	2		
<b>EXN03R-17-160-C16-2T</b>		17	10.5	16	40	160	1	2		
<b>EXN03R-18-100-C16-2T</b>		18	11.5	16	35	100	1	2		
<b>EXN03R-18-160-C16-2T</b>		18	11.5	16	40	160	1	2		
<b>EXN03R-20-130-C20-3T</b>		20	13.5	20	40	130	1	3		
<b>EXN03R-20-160-C20-3T</b>		20	13.5	20	45	160	1	3		
<b>EXN03R-21-130-C20-3T</b>		21	14.5	20	40	130	1	3		
<b>EXN03R-21-160-C20-3T</b>		21	14.5	20	50	160	1	3		
<b>EXN03R-22-130-C20-3T</b>		22	15.5	20	40	130	1	3		
<b>EXN03R-22-200-C20-3T</b>		22	15.5	20	50	200	1	3	LNMU0303ZER	T08
<b>EXN03R-25-160-C25-4T</b>		25	18.5	25	50	160	1	3		
<b>EXN03R-25-200-C25-4T</b>		25	18.5	25	60	200	1	4		
<b>EXN03R-26-160-C25-4T</b>		26	19.5	25	50	160	1	4		
<b>EXN03R-26-200-C25-4T</b>		26	19.5	25	60	200	1	4		
<b>EXN03R-28-160-C25-4T</b>		28	21.5	25	50	160	1	4		
<b>EXN03R-28-200-C25-4T</b>		28	21.5	25	60	200	1	4		
<b>EXN03R-30-160-C32-5T</b>		30	23.5	32	50	160	1	5		
<b>EXN03R-30-200-C32-5T</b>		30	23.5	32	60	200	1	5		
<b>EXN03R-32-160-C32-5T</b>		32	25.5	32	50	160	1	5		
<b>EXN03R-32-200-C32-5T</b>		32	25.5	32	60	200	1	5		
<b>EXN03R-35-160-C32-5T</b>		35	28.5	32	45	160	1	5		
<b>EXN03R-35-200-C32-5T</b>		35	28.5	32	45	200	1	5		

备注：与东芝品牌刀片通用。Note: Replaceable with Tungaloy brand inserts.

了解具体库存情况请致电厂家 详情请登陆网站www.hnsant.com

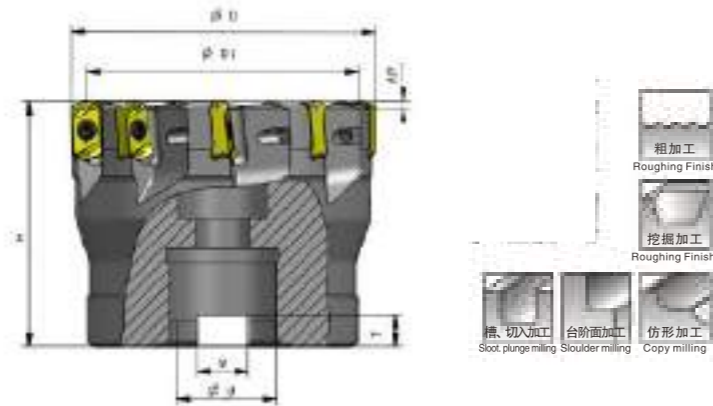
# 模具铣削刀具 | MOLD MILLING TOOLS



可转位铣削刀具 Indexable milling tools

## 大进给刀具

### EXN



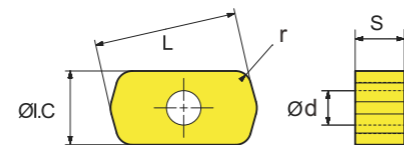
#### ★ 刀具规格型号 Type of Milling Tools

标准备库品 Stocked Letms	型号 Cat.No	尺寸 Size						齿数 Teeth	适用刀片 Applicable inserts	扳手 Wrench	螺钉 Screw
		ØD	ØD1	Ød	H	W	ap				
	<b>EXN03R-040-A16-6T</b>	40	33.6	16	40	8.4	1	5.5	6		
	<b>EXN03R-050-A22-8T</b>	50	43.6	22	50	10.4	1	6.3	8		
	<b>EXN03R-063-A22-9T</b>	63	56.6	22	50	10.4	1	6.3	9	LNMU0303ZER	T08
	<b>EXN03R-080-A27-10T</b>	80	73.6	27	50	12.4	1	6.3	10		M2.5X6.5

备注：与东芝品牌刀片通用。Note: Replaceable with Tungaloy brand inserts.

#### ★ 刀片选择 Matching Insert

型号 Type	基本尺寸(mm) Dimension								
	SD1325Z	SD1525Z	SD2136	SD2336	SD4326	SD4226	SD4236	SD6346	SD5450
<b>LNMU0303ZER</b>	●	●	●	●			●		●
<b>P</b> 钢	■	■	■	■					■
<b>M</b> 不锈钢	■	■	□	■					
<b>K</b> 铸铁	■	■		■			■		■
<b>N</b> 有色金属									
<b>S</b> 耐热合金、钛合金									
<b>H</b> 淬硬材料									



● 常备库存 Unallocated stock ○ 可备库存 Available stock ■ 推荐应用 Main application □ 拓展应用 Extended application

了解具体库存情况请致电厂家 详情请登陆网站www.hnsant.com

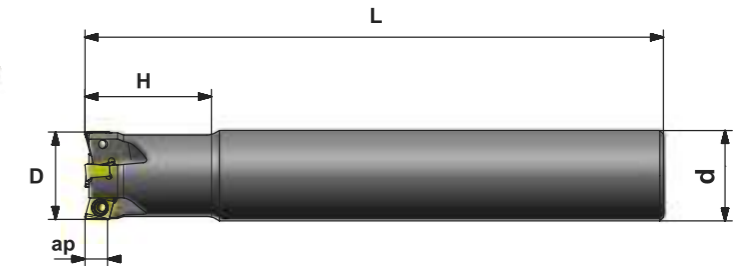



# 模具铣削刀具 | MOLD MILLING TOOLS

Indexable milling tools 可转位铣削刀具

## 大进给刀具 Kr:90°

### TE90



#### ★ 刀具附件 Spare parts

刀片 Insert	刀片螺钉 Insert Screw	扳手 Wrench
4NKT060308	TL60M3X8	T10

注明：配套刀片与特固克品牌刀片通用。Note: Replaceable with Taegutec brand inserts.

#### ★ 刀具规格型号 Type of Milling Tools

Type 型号	基本尺寸(mm) Dimension					Adapter 接口 形式	Tooth 齿数
	Ød	ØD	L	H	ap		
<b>TE90.06D16.016.02.L100</b>	16	16	100	25	6	Z	2
<b>TE90.06D16.016.02.L160</b>	16	16	160	25	6	Z	2
<b>TE90.06D20.020.03.L110</b>	20	20	110	25	6	Z	3
<b>TE90.06D20.020.03.L160</b>	20	20	160	25	6	Z	3
<b>TE90.06D20.020.03.L200</b>	20	20	200	25	6	Z	3
<b>TE90.06D25.025.04.L160</b>	25	25	160	30	6	Z	4
<b>TE90.06D25.025.04.L200</b>	25	25	200	30	6	Z	4
<b>TE90.06D32.032.05.L160</b>	32	32	160	35	6	Z	5
<b>TE90.06D32.032.05.L200</b>	32	32	200	35	6	Z	5
<b>TE90.06D32.035.05.L160</b>	32	35	160	35	6	Z	5
<b>TE90.06D32.035.05.L200</b>	32	35	200	35	6	Z	5
<b>TE90.06D32.040.06.L160</b>	32	40	160	40	6	Z	6
<b>TE90.06D32.040.06.L200</b>	32	40	200	40	6	Z	6
<b>TE90.06D32.040.06.L250</b>	32	40	250	40	6	Z	6

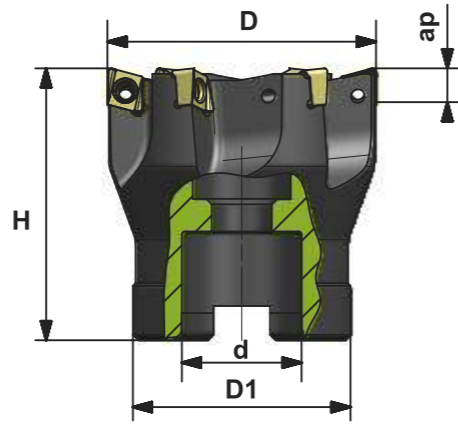
了解具体库存情况请致电厂家 详情请登陆网站www.hnsant.com

可转位铣削刀具 Indexable milling tools

大进给刀具 Kr:90°



TE90



★ 刀具附件 Spare parts

刀片 Insert	刀片螺钉 Insert Screw	扳手 Wrench
4NKT060308	TL60M2.5X6.5	T08

注明：配套刀片与特固克品牌刀片通用。 Note: Replaceable with Taegutec brand inserts.

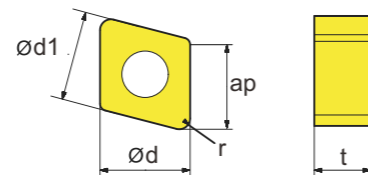
★ 刀具规格型号 Type of Milling Tools

Type 型号	基本尺寸(mm) Dimension					Adapter 接口 形式	Tooth 齿数	Weight 重量 (g)
	ØD <sub>1</sub>	ØD	Ød	H	ap			
TE90.06A22.050.06	40	50	22	50	6.0	A	6	0.4
TE90.06A22.063.08	50	63	22	50	6.0	A	8	0.6
TE90.06A27.080.10	60	80	27	50	6.0	A	10	1.0

★ 刀片选择 Matching Insert

型号 Type	SD1525	SD2136	SD2336	SD4326	SD4226	SD4236	SD5346	SD5236	SD5450	SD5440	SD5146	基本尺寸(mm) Dimension				
												d	d1	t	ap	r
4NKT060308R	●	○	○									6.6	6.6	4.6	5.5	0.8

- P** 钢
- M** 不锈钢
- K** 铸铁
- N** 有色金属
- S** 耐热合金、钛合金
- H** 淬硬材料




● 常备库存 Unallocated stock ○ 可备库存 Available stock ■ 推荐应用 Main application □ 拓展应用 Extended application

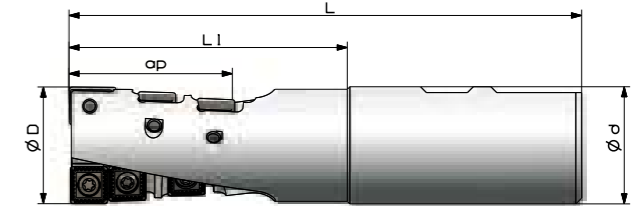
了解具体库存情况请致电厂家 详情请登陆网站www.hnsant.com

Indexable milling tools 可转位铣削刀具

螺旋立铣刀 Kr:90°



PH01



★ 刀具附件 Spare parts

刀片 Insert	侧切刀片 Side Cutting Insert	刀片螺钉 Insert Screw	扳手 Wrench
APKT150412	SPMT120408	TL60 M5X12	T20

注明：配套刀片建议参考株洲钻石。 Note: The Insert Is Zccct brand.

★ 刀具规格型号 Type of Milling Tools

Type 型号	基本尺寸(mm) Dimension					Adapter 接口 形式	Tooth 齿数	Weight 重量(kg)
	ØD	Ød	L	L1	ap			
PH01.12W40.040.02.E55	40	40	175	95	55	W	02	1.2
PH01.12W40.050.04.E55	50	40	175	95	55	W	04	1.5

了解具体库存情况请致电厂家 详情请登陆网站www.hnsant.com


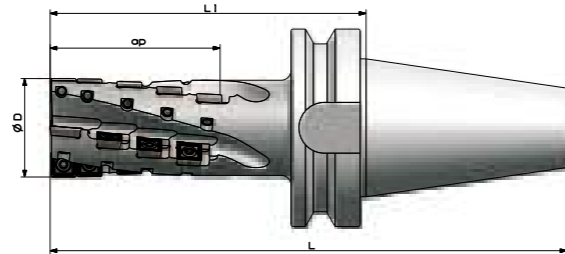
# 铣削刀具 | MILLING TOOLS



可转位铣削刀具 Indexable milling tools

## 螺旋立铣刀 Kr:90°

### PH01



#### ★ 刀具附件 Spare parts

底切刀片 APKT150412	侧切刀片 Side Cutting Insert SPMT120408	刀片螺钉 Insert Screw TL60 M5X12	扳手 Wrench T20T
--------------------	--	---------------------------------	-------------------

注明: 刀片为株洲钻石品牌刀片。 Note: The insert is Zccct brand.

#### ★ 刀具规格型号 Type of Milling Tools

Category 类型	Type 型号	基本尺寸(mm) Dimension				Adapter 接口 形式	Tooth 齿数	Weight 重量 (kg)
		ØD	L	L1	ap			
JT50	PH01.12JT50.050.04.084	50	246.75	145	84	JT50	4	4.8
	PH01.12JT50.063.04.074	63	236.75	135	74	JT50	4	5.5
	PH01.12JT50.063.04.104	63	266.75	165	104	JT50	4	6.0
	PH01.12JT50.063.04.134	63	296.75	195	134	JT50	4	6.3
	PH01.12JT50.080.04.104	80	266.75	165	104	JT50	4	7.0
	PH01.12JT50.080.04.144	80	306.75	205	144	JT50	4	7.2
BT50	PH01.12BT50.050.04.084	50	246.75	145	84	BT50	4	4.8
	PH01.12BT50.063.04.074	63	236.75	135	74	BT50	4	5.5
	PH01.12BT50.063.04.104	63	266.75	165	104	BT50	4	6.0
	PH01.12BT50.063.04.134	63	296.75	195	134	BT50	4	6.3
	PH01.12BT50.080.04.104	80	266.75	165	104	BT50	4	7.0
	PH01.12BT50.080.04.144	80	306.75	205	144	BT50	4	7.2

了解具体库存情况请致电厂家 详情请登陆网站www.hnsant.com


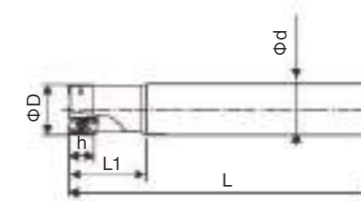


# 模具铣削刀具 | MOLD MILLING TOOLS

Indexable milling tools 可转位铣削刀具

## BAP 直角台阶铣刀

BAP right angel shouder end mill



标准品 Stocked Letms	型号 Cat.No	尺寸 Size						适用刀片 Applicable inserts	齿数 Teeth	扳手 Screw	螺钉 Pressure plate
		ØD	Ød	L	L1	L2	h				
	BAP300R-10-130-C10-1T	10	10	130	30	-	9	APMT1135PDER	1	T08	M2.5X5
	BAP300R-11-130-C10-1T	11	10	130	30	-	9	APMT1135PDER	1	T08	M2.5X5
	BAP300R-12-130-C12-1T	12	12	130	30	-	9	APMT1135PDER	1	T08	M2.5X5
	BAP300R-13-130-C12-1T	13	12	130	30	-	9	APMT1135PDER	1	T08	M2.5X5
	BAP300R-16-130-C16-2T	16	16	130	40	-	9	APMT1135PDER	2	T08	M2.5X5
	BAP300R-16-160-C16-2T	16	16	160	40	-	9	APMT1135PDER	2	T08	M2.5X5
	BAP300R-16-200-C16-2T	16	16	200	40	100	9	APMT1135PDER	2	T08	M2.5X5
	BAP300R-17-160-C16-2T	17	16	160	40	-	9	APMT1135PDER	2	T08	M2.5X5
	BAP300R-17-200-C16-2T	17	16	200	40	-	9	APMT1135PDER	2	T08	M2.5X5
	BAP300R-20-130-C20-2T	20	20	130	40	-	9	APMT1135PDER	2	T08	M2.5X5
	BAP300R-20-160-C20-2T	20	20	160	50	-	9	APMT1135PDER	2	T08	M2.5X5
	BAP300R-20-200-C20-2T	20	20	200	50	100	9	APMT1135PDER	2	T08	M2.5X5
	BAP300R-21-160-C20-2T	21	20	160	50	-	9	APMT1135PDER	2	T08	M2.5X5
	BAP300R-21-200-C20-2T	21	20	200	50	-	9	APMT1135PDER	2	T08	M2.5X5
	BAP300R-25-160-C25-2T	25	25	160	50	-	9	APMT1135PDER	2	T08	M2.5X5
	BAP300R-25-200-C25-2T	25	25	200	50	-	9	APMT1135PDER	2	T08	M2.5X5
	BAP300R-26-160-C25-2T	26	25	160	50	-	9	APMT1135PDER	2	T08	M2.5X5
	BAP300R-26-200-C25-2T	26	25	200	50	-	9	APMT1135PDER	2	T08	M2.5X5
	BAP400R										
	BAP400R-25-160-C25-2T	25	25	160	50	-	14	APMT1604PDER	2	T15	M4X8
	BAP400R-25-200-C25-2T	25	25	200	75	-	14	APMT1604PDER	2	T15	M4X8
	BAP400R-25-250-C25-2T	25	25	250	50	-	14	APMT1604PDER	2	T15	M4X8
	BAP400R-26-160-C25-2T	26	25	160	40	-	14	APMT1604PDER	2	T15	M4X8
	BAP400R-26-200-C25-2T	26	25	200	50	-	14	APMT1604PDER	2	T15	M4X8
	BAP400R-26-250-C25-2T	26	25	250	50	-	14	APMT1604PDER	2	T15	M4X8
	BAP400R-32-160-C25-2T	32	25	160	50	-	14	APMT1604PDER	2	T15	M4x8
	BAP400R-32-200-C25-2T	32	25	200	50	-	14	APMT1604PDER	2	T15	M4x8
	BAP400R-32-160-C32-3T	32	32	160	50	-	14	APMT1604PDER	3	T15	M4x8
	BAP400R-32-200-C32-3T	32	32	200	80	-	14	APMT1604PDER	3	T15	M4x8
	BAP400R-32-250-C32-3T	32	32	250	60	115	14	APMT1604PDER	3	T15	M4x8
	BAP400R-32-300-C32-3T	32	32	300	60	165	14	APMT1604PDER	3	T15	M4x8
	BAP400R-35-160-C32-3T	35	32	160	50	-	14	APMT1604PDER	3	T15	M4X8
	BAP400R-35-200-C32-3T	35	32	200	60	-	14	APMT1604PDER	3	T15	M4X8
	BAP400R-35-250-C32-3T	35	32	250	60	-	14	APMT1604PDER	3	T15	M4X8
	BAP400R-35-300-C32-3T	35	32	300	60	-	14	APMT1604PDER	3	T15	M4X8
	BAP400R-35-350-C32-3T	35	32	350	60	-	14	APMT1604PDER	3	T15	M4X8
	BAP400R-35-400-C32-3T	35	32	400	60	-	14	APMT1604PDER	3	T15	M4X8
	BAP400R-40-200-C32-3T	40	32	200	60	-	14	APMT1604PDER	3	T15	M4X8
	BAP400R-40-250-C32-3T	40	32	250	60	-	14	APMT1604PDER	3	T15	M4X8
	BAP400R-40-300-C32-3T	40	32	300	60	-	14	APMT1604PDER	3	T15	M4X8
	BAP400R-40-350-C32-3T	40	32	350	60	-	14	APMT1604PDER	3	T15	M4X8
	BAP400R-40-400-C32-3T	40	32	400	60	-	14	APMT1604PDER	3	T15	M4X8

备注: 配套刀片建议参照三菱、株洲钻石牌刀片。  
Note: Matching insert we suggest Mitsubishi Zccct brand

了解具体库存情况请致电厂家 详情请登陆网站www.hnsant.com





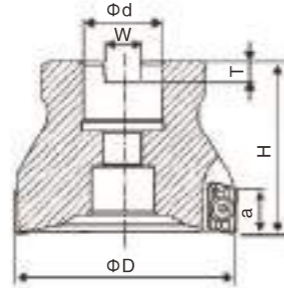
# 模具铣削刀具 | MOLD MILLING TOOLS



可转位铣削刀具 Indexable milling tools

## BAP直角台肩壳铣刀

BAP right angle shoulder face mill

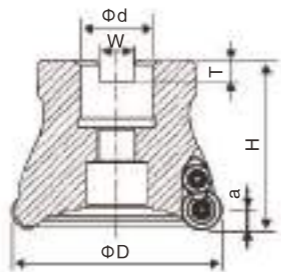


标准备库品 Stocked Letms	型号 Cat.No	尺寸 Size						适用刀片 Applicable inserts	齿数 Teeth	扳手 Wrench	螺钉 Screw	压板 Pressure plate
		$\Phi D$	$\Phi d$	H	W	T	a					
BAP400R-50-22-4T		50	22	50	10.4	6.3	14	APMT1604PDER	4	T15	M4X10	-
BAP400R-63-22-4T		63	22	50	10.4	6.3	14	APMT1604PDER	4	T15	M4X10	-
BAP400R-63-22-5T		63	22	50	10.4	6.3	14	APMT1604PDER	5	T15	M4X10	-
BAP400R-80-27-6T		80	27	50	12.4	7	14	APMT1604PDER	6	T15	M4X10	-
BAP400R-100-32-6T		100	32	50	14.4	8	14	APMT1604PDER	6	T15	M4X10	-
BAP400R-125-40-6T		125	40	63	16.4	9	14	APMT1604PDER	6	T15	M4X10	-

备注：配套刀片建议参照三菱、株洲钻石牌刀片。Note: Matching insert we suggest Mitsubishi, Zccct brand

## EMR圆鼻壳形铣刀

EMR round dower face mill



标准备库品 Stocked Letms	型号 Cat.No	尺寸 Size						适用刀片 Applicable inserts	齿数 Teeth	扳手 Wrench	螺钉 Screw	压板 Pressure plate
		$\Phi D$	$\Phi d$	H	W	T	a					
EMR-5R-50-22-4T		50	22	50	10.4	6.3	5	RPMW1003M0	4	T15	M4X10	WD-204
EMR-5R-63-22-4T		63	22	50	10.4	6.3	5	RPMW1003M0	4	T15	M4X10	WD-204
EMR-5R-63-22-5T		63	22	50	10.4	6.3	5	RPMW1003M0	5	T15	M4X10	WD-204
EMR-5R-80-27-6T		80	27	50	12.4	7	5	RPMW1003M0	6	T15	M4X10	WD-204
EMR-5R-100-32-6T		100	32	50	14.4	7	5	RPMW1003M0	6	T15	M4X10	WD-204

备注：配套刀片建议参照ISO标准刀片。Note: Matching insert we suggest ISO standard brand

了解具体库存情况请致电厂家 详情请登陆网站www.hnsant.com


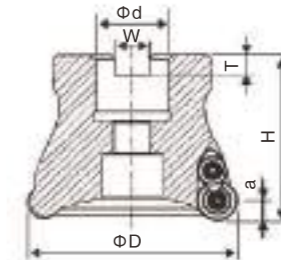


# 模具铣削刀具 | MOLD MILLING TOOLS

Indexable milling tools 可转位铣削刀具

## EMRW圆鼻壳形铣刀

EMRW round dower face mill


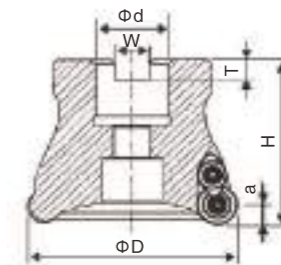


标准备库品 Stocked Letms	型号 Cat.No	尺寸 Size						适用刀片 Applicable inserts	齿数 Teeth	扳手 Wrench	螺钉 Screw	压板 Pressure plate
		$\Phi D$	$\Phi d$	H	W	T	a					
EMRW-6R-50-22-4T		50	22	50	10.4	6.3	6	RPMW/T1204M0	4	T15	M4X10	WD-204
EMRW-6R-63-22-4T		63	22	50	10.4	6.3	6	RPMW/T1204M0	4	T15	M4X10	WD-204
EMRW-6R-63-22-5T		63	22	50	10.4	6.3	6	RPMW/T1204M0	5	T15	M4X10	WD-204
EMRW-6R-80-27-6T		80	27	50	12.4	7	6	RPMW/T1204M0	6	T15	M4X10	WD-204
EMRW-6R-100-32-6T		100	32	50	14.4	7	6	RPMW/T1204M0	6	T15	M4X10	WD-204

备注：配套刀片建议参照三菱牌刀片。Note: Matching insert we suggest Mitsubishi brand

## TRS圆鼻立铣刀

TRS round dower end mill


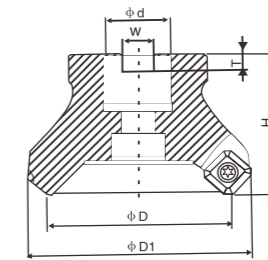


标准备库品 Stocked Letms	型号 Cat.No	尺寸 Size						适用刀片 Applicable inserts	齿数 Teeth	扳手 Wrench	螺钉 Screw	压板 Pressure plate
		$\Phi D$	$\Phi d$	H	W	T	a					
TRS-5R-50-22-4T		50	22	50	10.4	6.3	5	RDMT10T3MO	4	T15	M4X10	WD-204
TRS-5R-63-22-4T		63	22	50	10.4	6.3	5	RDMT10T3MO	4	T15	M4X10	WD-204
TRS-6R-50-22-4T		50	22	50	10.4	6.3	6	RDMT1204M0	4	T15	M4X10	WD-204
TRS-6R-63-22-4T		63	22	50	10.4	6.3	6	RDMT1204M0	4	T15	M4X10	WD-204
TRS-6R-63-22-5T		63	22	50	10.4	6.3	6	RDMT1204M0	5	T15	M4X10	WD-204
TRS-6R-80-27-6T		80	27	50	12.4	7	6	RDMT1204M0	6	T15	M4X10	WD-204

备注：配套刀片建议参照日立牌刀片。Matching insert we suggest Hitachi brand

## KM-45°壳形铣刀

KM-45° face mill



标准备库品 Stocked Letms	型号 Cat.No	尺寸 Size							适用刀片 Applicable inserts	齿数 Teeth	扳手 Wrench	螺钉 Screw	压板 Pressure plate
		$\Phi D$	$\Phi d$	H	W	T	$\Phi D1$	a					
KM12-50-22-4T		50	22	50	10.4	6.3	64	SEKT1204□□	4	T20	M5X11		
KM12-63-22-4T		63	22	50	10.4	6.3	77	SEKT1204□□	4	T20	M5X11		
KM12-80-27-5T		80	27	50	12.4	7	94	SEKT1204□□	5	T20	M5X11		
KM12-100-32-5T		100	32	50	14.4	8	114	SEKT1204□□	5	T20	M5X11		

备注：配套刀片建议参照三菱、株洲钻石牌刀片。Note: Matching insert we suggest Mitsubishi, Zccct brand.

了解具体库存情况请致电厂家 详情请登陆网站www.hnsant.com

## UD20/30/40/50 新型浅孔钻系列



1. 采用高强度特种钢材，表面强化处理，刀体强度更高，更加耐磨。

1. Using highly-strength special steel and surface strengthening process, making higher strength and more wear-resistance.

2. 容屑槽空间更大，排屑更顺畅。

2. The space of chip flute is much bigger, the discharge is more smooth.

3. 经过切削平衡设计的刀片安装角度，切削振动小、机床主轴负载低，切削效率高，钻孔精度及表面光洁度更佳。

3. Through the insert install the angle, the insert which is cutting balance design, cutting in low vibration, the lathe main axis load is low. Cutting efficiency is high. Drilling precision and the surface finish are much better.

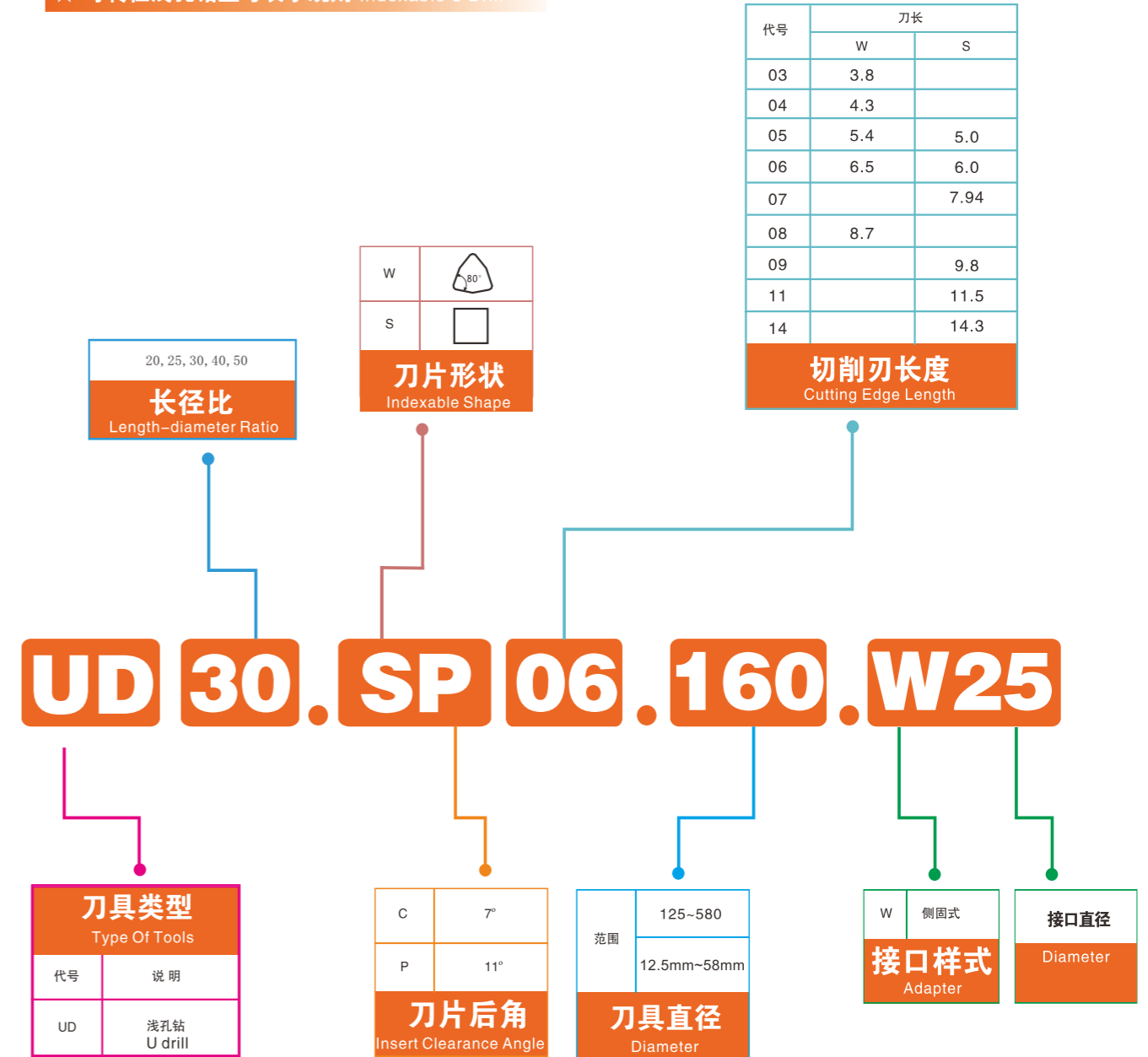
4. 大直径浅孔钻系列可以更换不同尺寸刀夹，改变钻孔直径，大幅节约用户成本。

4. The series of big diameter U drill can be changed in different size of toolholder, changed in the drilling diameter. Help the users to cost saving substantially.

5. 新型双螺旋内冷孔，冷却和润滑效果更好，钻削效果更佳。

5. The new type of double helix internal cooling hole, cooling and lubricating are much better, and can drilling deeper.

### ★ 可转位浅孔钻型号表示规则 Indexable U Drill



# 钻削刀具 | DRILLING TOOLS



孔加工刀具 Hole-machining Tools

★ 可转位浅孔钻刀片命名规则 Indexable U Drill Inserts Code Key

代号	刀片形状
S	
W	

形状代号

代号	刀尖高度m公差(mm)	刀尖高度m公差(mm)	厚度S公差(mm)	代号	刀尖高度m公差(mm)	刀尖高度m公差(mm)	厚度S公差(mm)
A	±0.005	±0.025	±0.025	A	±0.005	±0.05±0.13	±0.025
F	±0.005	±0.013	±0.025	F	±0.013	±0.05±0.13	±0.025
C	±0.013	±0.025	±0.025	C	±0.025	±0.05±0.13	±0.025
H	±0.013	±0.013	±0.013	H	±0.08±0.18	±0.05±0.13	±0.13
E	±0.025	±0.025	±0.025	E	±0.08±0.18	±0.05±0.13	±0.025
G	±0.025	±0.025	±0.13	G	±0.13±0.38	±0.08±0.25	±0.13

公差

**W C M X**

主切削刃后角			
代号	后角(度)	代号	后角(度)
A	3°	B	5°
C	7°	D	15°
E	20°	F	25°
G	30°	N	0°
P	11°	O	其他的后角

公制							
代号	有无孔	有无断屑槽	刀片剖面	代号	有无孔	有无断屑槽	刀片剖面
B	有	无		N	无	无	
H	有	单面		R	无	单面	
C	有	无		F	无	双面	
J	有	双面		A	有	无	
W	有	无		M	有	单面	
T	有	单面		G	有	双面	
Q	有	无		X	---	---	特殊
U	有	双面					

断屑槽及夹固形式

了解具体库存情况请致电厂家 详情请登陆网站www.hnsant.com



# 钻削刀具 | DRILLING TOOLS

孔加工刀具 Hole-machining Tools

代号	刃长	
	W	S
03	3.8	
04	4.3	
05	5.4	5.0
06	6.5	6.0
07		7.94
08	8.7	
09		9.8
11		11.5
14		14.3

切削刃长度 (mm)

厚度指刀片底面与切削刀具最高部分之间的高度			
代号	刀片厚度(mm)	代号	刀片厚度(mm)
00	0.79	05	5.96
T0	0.99	T5	5.95
01	1.59	06	6.35
T1	1.98	T6	6.75
02	2.38	07	7.94
T2	2.58	09	9.52
03	3.18	T9	9.72
T3	3.97	11	11.11
04	4.76	12	12.70
T4	4.96		

刀片厚度

**08 04 12 R - DM**

刀尖圆弧半径	
代号	说明
04	0.4mm
08	0.8mm
12	1.2mm

切削方向	
代号	说明
R	右
L	左
N	双向

断屑槽型代号

了解具体库存情况请致电厂家 详情请登陆网站www.hnsant.com







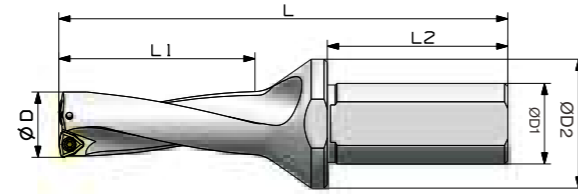




可转位浅孔钻



UD30



★ 刀具附件 Spare parts

刀片 Insert	刀片螺钉 Insert Screw	扳手 Wrench
WCMX030208	L60 M2.5X6.5	T08
WCMX040208	L60 M2.5X6.5	T08
WCMX050308	L60 M3X8	T10
WCMX06T308	L60 M3.5X8	T15
WCMX080412	L60 M4X10	T15

★ 刀具规格型号 Type of Milling Tools

Category 类型	Type 型号	基本尺寸(mm) Dimension					
		ØD	ØD1	ØD2	L1	L2	L
WC03	UD30.WC03.160.W25	16	25	32	52	56	129
	UD30.WC03.170.W25	17	25	32	55	56	133
	UD30.WC03.180.W25	18	25	32	58	56	137
	UD30.WC03.190.W25	19	25	32	61	56	140
	UD30.WC03.200.W25	20	25	32	64	56	143
WC04	UD30.WC04.210.W25	21	25	40	67	56	153
	UD30.WC04.220.W25	22	25	40	70	56	156
	UD30.WC04.230.W25	23	25	40	73	56	159
	UD30.WC04.240.W25	24	25	40	76	56	162
	UD30.WC04.250.W25	25	25	40	79	56	165

注明：配套刀片建议参考株洲钻石。 Note:The Insert Is Zccct brand.

可转位浅孔钻



★ 刀具规格型号 Type of Milling Tools

Category 类型	Type 型号	基本尺寸(mm) Dimension					
		ØD	ØD1	ØD2	L1	L2	L
WC05	UD30.WC05.260.W32	26	32	55	83	60	176
	UD30.WC05.270.W32	27	32	55	86	60	180
	UD30.WC05.280.W32	28	32	55	89	60	184
	UD30.WC05.290.W32	29	32	55	92	60	188
	UD30.WC05.300.W32	30	32	55	95	60	192
WC06	UD30.WC06.310.W40	31	40	60	98	70	203
	UD30.WC06.320.W40	32	40	60	101	70	206
	UD30.WC06.330.W40	33	40	60	104	70	209
	UD30.WC06.340.W40	34	40	60	107	70	212
	UD30.WC06.350.W40	35	40	60	110	70	215
	UD30.WC06.360.W40	36	40	60	113	70	218
	UD30.WC06.370.W40	37	40	60	116	70	221
	UD30.WC06.380.W40	38	40	60	119	70	225
	UD30.WC06.390.W40	39	40	60	122	70	228
	UD30.WC06.400.W40	40	40	60	125	70	231
WC08	UD30.WC06.410.W40	41	40	60	128	70	234
	UD03.WC08.420.W40	42	40	60	131	70	239
	UD03.WC08.430.W40	43	40	60	134	70	242
	UD03.WC08.440.W40	44	40	60	137	70	245
	UD03.WC08.450.W40	45	40	60	140	70	248
	UD03.WC08.460.W40	46	40	60	143	70	251
	UD03.WC08.470.W40	47	40	60	146	70	253
	UD03.WC08.480.W40	48	40	70	149	70	255
	UD03.WC08.490.W40	49	40	70	152	70	257
	UD03.WC08.500.W40	50	40	70	155	70	259
	UD03.WC08.510.W40	51	40	70	158	70	261
	UD03.WC08.520.W40	52	40	70	161	70	263
	UD03.WC08.530.W40	53	40	70	164	70	265
	UD03.WC08.540.W40	54	40	70	167	70	267
	UD03.WC08.550.W40	55	40	70	170	70	269
	UD03.WC08.560.W40	56	40	70	173	70	271
	UD03.WC08.570.W40	57	40	70	176	70	273
	UD03.WC08.580.W40	58	40	70	179	70	275

使用快速钻头注意事项

- 1 使用快速钻头尽量有高压中心出水，以增加刀片使用寿命及排屑良好。
- 2 使用CNC车床时刀具中心点与机械主轴中心尽量平行。
- 3 CNC车床使用如须扩孔，刀片外刃必须和刀塔移动角度平行。
- 4 随时注意刀片磨损状况，如有异响立即停机检查。

WARNING

- 1 Use the High Speed Drill the best to drain water from the high pressure center to extending inserts life and good for removing the metal chips
- 2 Using CNC Lathe the cutting center point with spindle center of Machine best to be parallel.
- 3 If you need to expand hole when using CNC Lathe, the outer insert must parallel with the remove angle of cutter tower.
- 4 The inserts have to be checked regularly for wear, and stop immediately once noise occurred.



浅孔钻切削数据参考

Recommended cutting parameters for u drills

孔公差 Hole tolerance

钻削深度 Drilling depth	孔公差 Hole tolerance
2XD	+0.2/-0.1
3XD	+0.25/-0.1
4XD	+0.3/-0.1
5XD	-0.4/-0.1

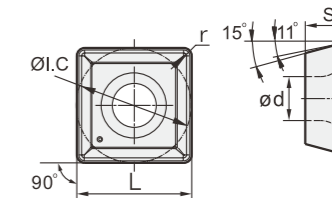
推荐-钻切削条件

Recommended drilling and cutting condition

材质 Materials	速度 (m/min)	进给量 f <sub>z</sub> (mm/rev)											
		Ø12-Ø15	Ø16-Ø21.5	Ø22-Ø27.5	Ø28-Ø33	Ø34-Ø41	Ø42-Ø50	Ø51-Ø55	Ø57-Ø66	Ø67-Ø73	Ø74-Ø80		
低碳钢 (-0.3%C) Low carbon steel	190-250	0.05-0.05	0.06-0.10	0.08-0.12	0.07-0.13	0.08-0.15	0.08-0.18	0.08-0.12	0.08-0.12	0.08-0.12	0.08-0.12	0.08-0.12	0.08-0.12
碳钢 (0.3%C-) Carbon steel	190-220	0.06-0.12	0.08-0.15	0.10-0.18	0.12-0.22	0.12-0.24	0.13-0.25	0.10-0.15	0.12-0.18	0.12-0.18	0.12-0.18	0.12-0.18	0.12-0.18
低合金钢 Low alloy steel	150-220	0.06-0.12	0.08-0.14	0.10-0.18	0.12-0.22	0.12-0.23	0.13-0.24	0.08-0.15	0.10-0.18	0.10-0.18	0.10-0.18	0.10-0.18	0.10-0.18
高合金钢 High alloy steel	130-180	0.06-0.10	0.08-0.15	0.10-0.20	0.12-0.23	0.12-0.24	0.13-0.25	0.08-0.15	0.10-0.15	0.10-0.15	0.10-0.15	0.10-0.15	0.10-0.15
不锈钢 Stainless steel	170-240	0.06-0.10	0.08-0.12	0.08-0.15	0.08-0.15	0.10-0.17	0.11-0.18	0.08-0.12	0.08-0.15	0.10-0.15	0.10-0.15	0.08-0.15	0.08-0.15
铸铁 Cast iron	190-250	0.06-0.12	0.08-0.18	0.12-0.20	0.15-0.25	0.16-0.28	0.18-0.30	0.12-0.20	0.15-0.22	0.15-0.22	0.15-0.22	0.15-0.22	0.15-0.22
球墨铸铁 Nodular cast iron	130-200	0.06-0.10	0.08-0.15	0.10-0.18	0.12-0.20	0.10-0.23	0.10-0.25	0.10-0.15	0.10-0.20	0.10-0.20	0.10-0.20	0.10-0.20	0.10-0.20
铝合金 Aluminum alloy	330-380	0.06-0.14	0.08-0.15	0.10-0.20	0.12-0.22	0.14-0.23	0.15-0.26	0.15-0.22	0.15-0.25	0.15-0.25	0.15-0.25	0.15-0.25	0.15-0.25
钛合金 Titanium alloy	30-60	0.05-0.10	0.06-0.14	0.08-0.18	0.10-0.22	0.14-0.23	0.15-0.24	0.10-0.15	0.12-0.18	0.12-0.18	0.12-0.18	0.12-0.18	0.12-0.18

★ 刀片选择 Matching Insert

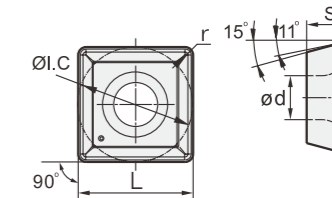
型号 Type	SD1205	SD2136	SD2336	SD4326	SD4226	SD4236	SD5346	SD5236	SD5450	SD5440	SD5146	基本尺寸(mm) Dimension				
												L	ØI.C	S	Ød	r
SPMG050204	●	●	●						○			5	5	2.38	2.2	0.4
SPMG060204	●	●	●						○			6	6	2.38	2.6	0.4
SPMG07T308	●	●	●						○			7.94	7.94	3.97	2.8	0.8
SPMG090408	●	●	●						○			9.8	9.8	4.3	4.2	0.8
SPMG110408	●	●	●						○			11.5	11.5	4.76	4.4	0.8
SPMG140512	●	●	●						○			14.3	14.3	5.2	5.75	1.2
P 钢	■	■	■													
M 不锈钢	■	□	■						■							
K 铸铁	■	■	■													
N 有色金属																
S 耐热合金、钛合金				■												
H 淬硬材料																



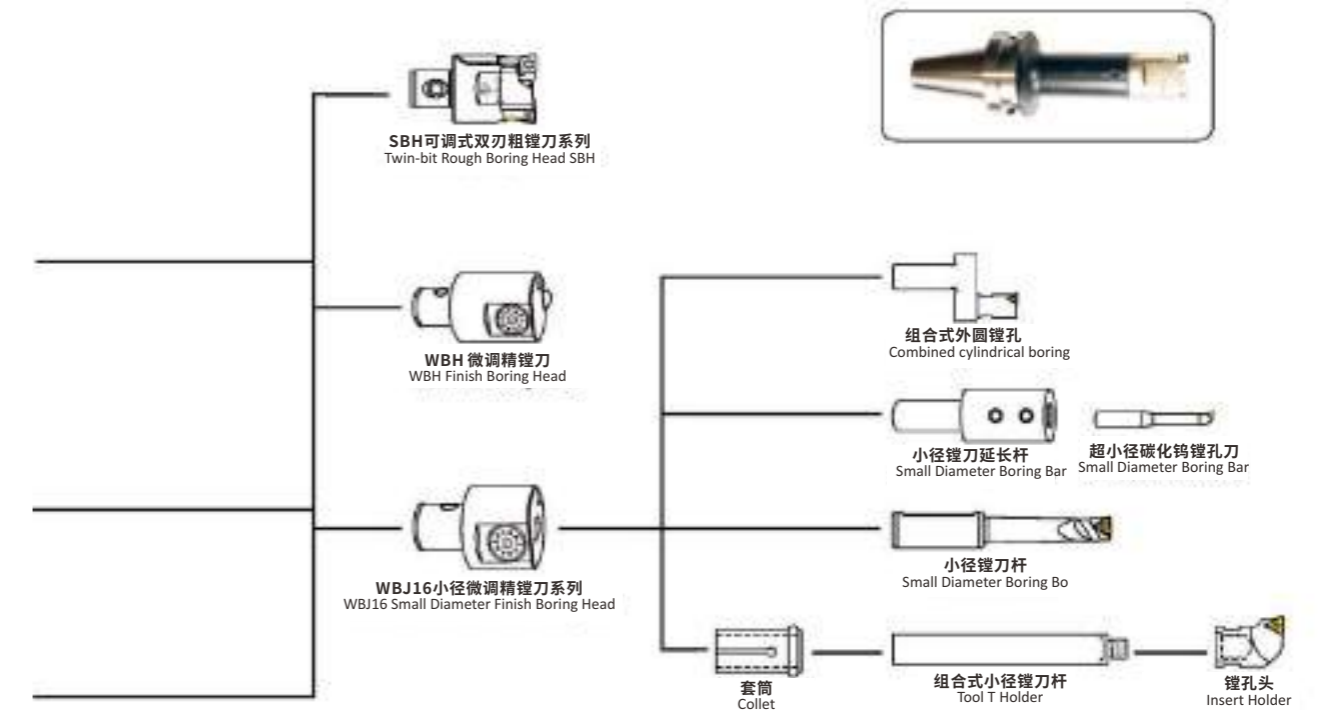
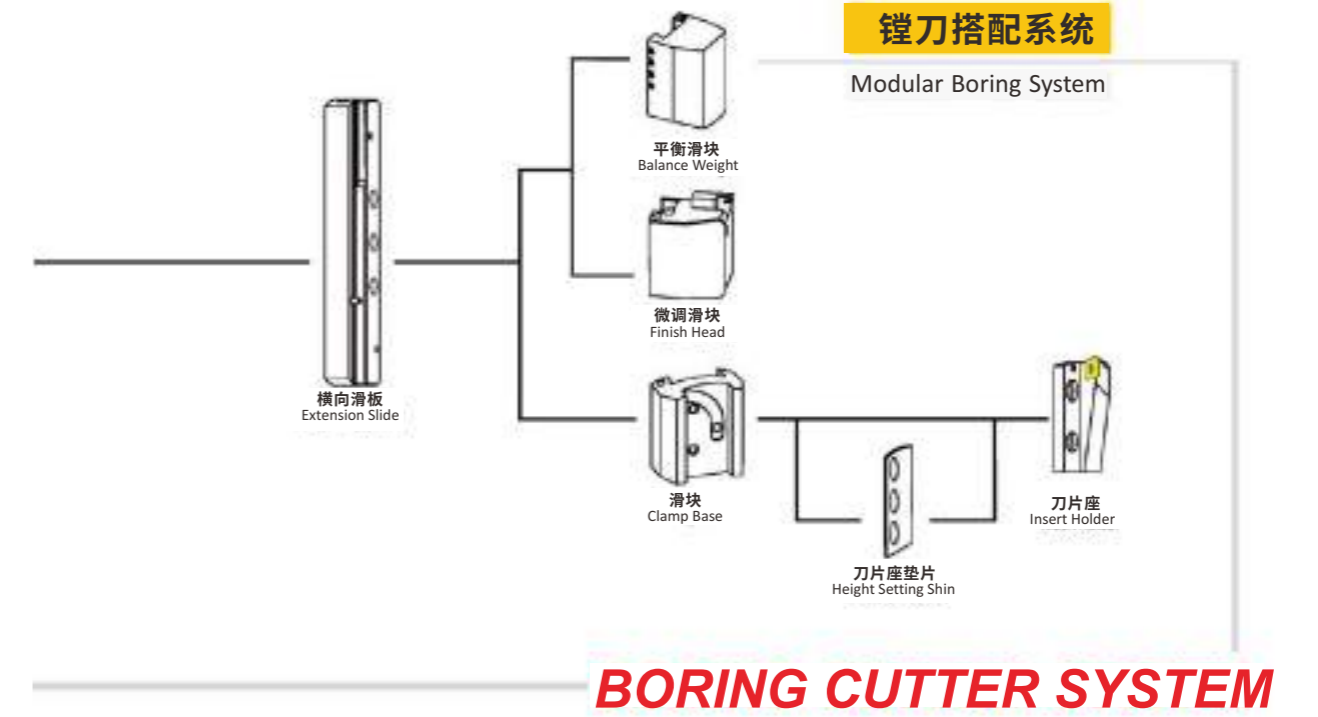
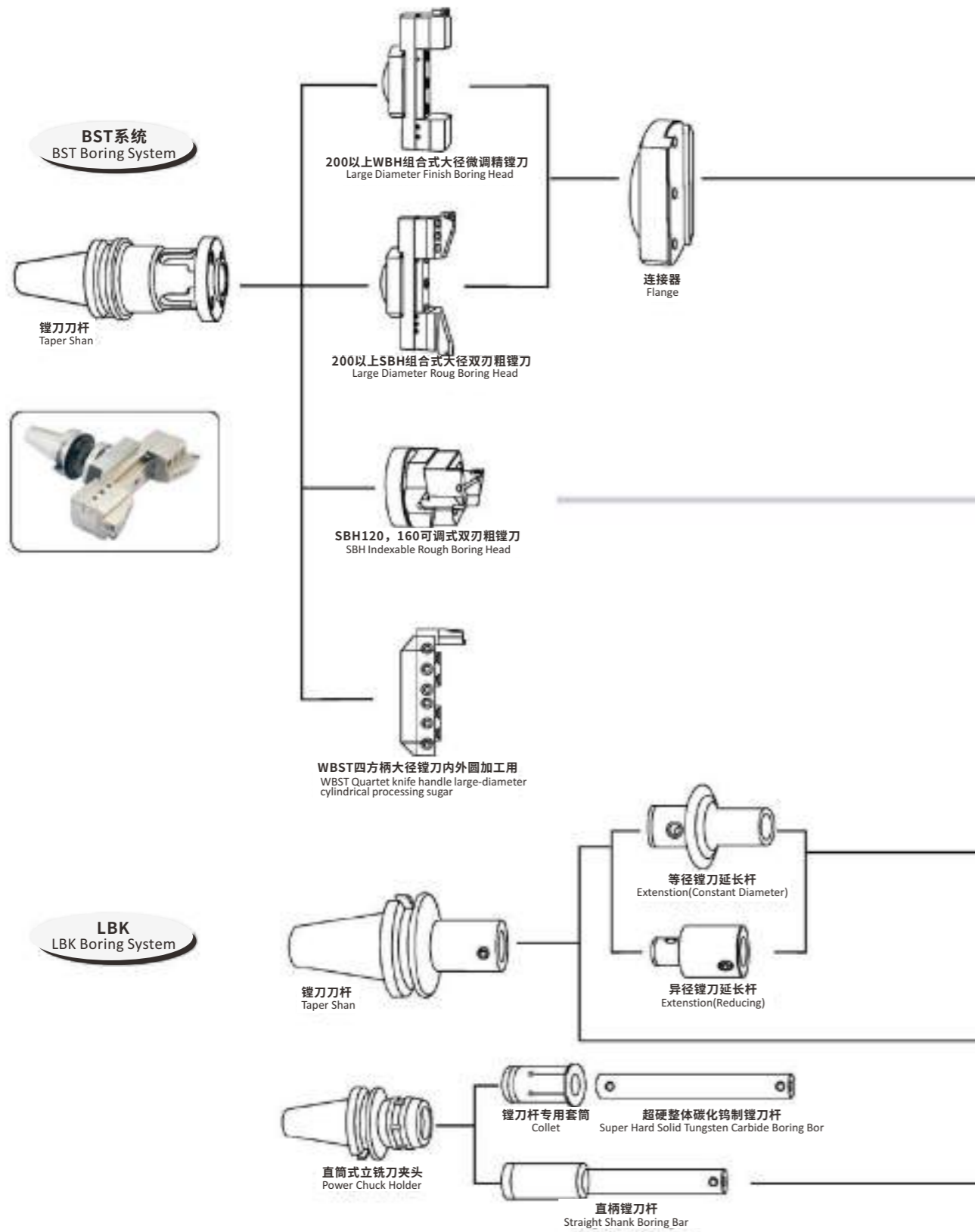
● 常备库存 Unallocated stock ○ 可备库存 Available stock ■ 推荐应用 Main application □ 拓展应用 Extended application

★ 刀片选择 Matching Insert

型号 Type	SD1205	SD2136	SD2336	SD4326	SD4226	SD4236	SD5346	SD5236	SD5450	ST9110	ST9015	基本尺寸(mm) Dimension				
												L	ØI.C	S	Ød	r
SPGT050204-SPM										●	●	5	5	2.38	2.2	0.4
SPGT060204-SPM										●	●	6	6	2.38	2.6	0.4
SPGT07T308-SPM										●	●	7.94	7.94	3.97	2.8	0.8
SPGT090408-SPM										●	●	9.8	9.8	4.3	4.2	0.8
SPGT110408-SPM										●	●	11.5	11.5	4.76	4.4	0.8
SPGT110408-SPM										○	○	14.3	14.3	5.2	5.75	1.2
P 钢										■	■					
M 不锈钢										■	■					
K 铸铁										■	■					
N 有色金属																
S 耐热合金、钛合金										■	□					
H 淬硬材料																



● 常备库存 Unallocated stock ○ 可备库存 Available stock ■ 推荐应用 Main application □ 拓展应用 Extended application





φ200以上SBH组合式大径粗镗刀系列

Indexable Twin-bit Rough Boring Head SBH<Boring Rang Form φ25-φ204mm>

特色

- 1、通用φ200-φ1250mm大型孔径加工使用。
- 2、粗、精镗刀使用同基础组件，且可另选配附件搭配使用。加工调整范围为φ110mm。SBH600与SBH900调整范围为350mm。
- 3、粗镗刀，具有多种刀片选择，可适用于多种材质及加工方式。
- 4、精镗刀另有铝合金横向滑板，可选用来降低刀具重量。
- 5、另有外圆镗孔组件可选用，加工范围φ20-φ300mm。



Features

1. This type is suitable for large diameter boring with ranges from φ200mm to φ1250mm.
2. The structure includes common flange and extension slide for both rough and finish boring heads. Available can be optional accessories for different works. Adjustment range is within 110mm on diameter. The adjustment rang for bother SBH600 and SBH900 is 350mm.
3. Options of various inserts fou rough boring of different materials and boring styles.
4. Available is the horizontal slide made of Aluminum alloy to reduce total weight.
5. Option of external boring kit with boring range from φ20mm to φ300mm.

规格 Specifications

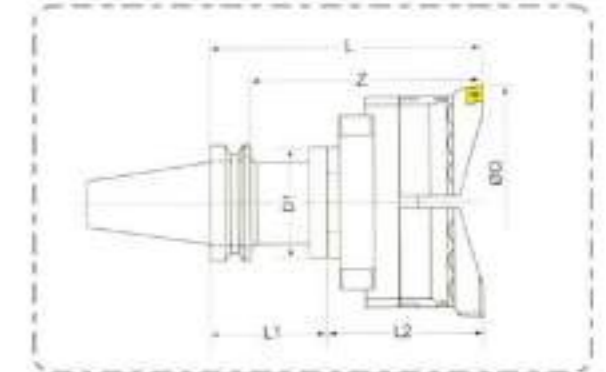
型号 Type		SBH 200	SBH 300	SBH 400	SBH 500	SBH 600	SBH 900	
镗头型号 Boring Head Type	长度 Length(mm)	130	130	130	130	150	150	
	整据重量 Total Weight(kg)	合金钢 Alloy Steel	9.5	11.5	13.5	15.5	33	43
		铝合金 Aluminum Alloy	7.2	8.0	8.8	9.8	16.0	20.7
加工直径 D(mm)Boring Diameter		200~310	300~410	400~510	500~610	600~910	900~1250	
组合型式 Module	接合刀杆 Taper Shank	BT50-BST/NT50-BST系列 BT50-BST/NT50-BST Series				BT50-FMA-47.825		
	连接箍 Flange	BR203				BR600	BR900	
	重量(kg) Weight	合金钢 Alloy Steel	2.7kg				19	29
		铝合金 Aluminum Alloy					8.8	13.5
	横向滑板 Extension Slide	RST200 RST300 RST400 RST500				RST300X2E(piece)		
	重量(kg) Weight	合金钢 Alloy Steel	3.4	5.4	7.4	9.4	10.8	
		铝合金 Aluminum Alloy	1.1	1.9	2.7	3.5	3.8	
	滑块 Clamp Base	RS200						
	重量(kg) Weight	0.96kg						
	刀片座垫片 Height Setting Shim	RS201						
重量(kg) Weight	0.05kg							
刀片座 Insert Holder	RB200C12	RB200T18	RB200T22	RB200S12				
适用刀片 Applicable Insert	CCMT120404	TCMT16T304	TCMT220404	SCMT120404				
重量(kg) Weight	0.66kg							

φ200以上SBH组合式大径双刃粗镗刀+BST刀柄 (MAS 403BT)

SBH Indexable Twin-bit Rough Boring Head For Large Hole Boring+BST Shank <MAS 403BT>

《镗孔范围 φ200-φ1250mm》  
《Boring Range From φ200-φ1250mm》

镗头型号 Boring Head Type	接合型号 LBK No.	镗孔范围 φ Dmm Boring Range	镗头长度 Length	刀片规格 Insert	重量 KG	
					合金钢 Alloy Steel	铝合金 Aluminum Alloy
SBH200-310 SBH300-410 SBH400-510 SBH500-610	BST series	200-310	130	(选配刀片座) Optional Inserts CCMT120408	9.5	7.2
		300-410			11.5	8.0
		400-510			13.5	8.8
		500-610			15.5	9.5
SBH600-910 SBH900-1250	FMA-47.825	600-910 900-1250	150		33.0	20.7



规格 Specifications

型号 Type	镗孔范围 φ (Dmm)	有效长 Z	组合内容 Tool Connection		接合型号 LBK No.	全长 L	刀杆长 L1	刀杆外径 D1	重量 KG	
			LBK刀杆 LBK shank	SBH刀柄 SBH boring head					合金钢 Alloy Steel	铝合金 Aluminum Alloy
BT50-SBH200-230	200-310	185	BT50-BST-100	SBH200	BT50	230	100	φ5	14.6	12.3
BT50-SBH200-260		235	BT50-BST-150			260	150		16.3	14
BT50-SBH200-330		285	BT50-BST-200			330	200		19	16.7
BT50-SBH200-360		335	BT50-BST-250			360	250		21	18.7
BT50-SBH200-430		385	BT50-BST-300			430	300		23	20.7
BT50-SBH200-480		435	BT50-BST-350			480	350		25	22.7
BT50-SBH200-530	485	BT50-BST-400	530	400	27	24.7				
BT50-SBH300-230	300-410	185	BT50-BST-100	SBH300	BT50	230	100	φ5	16.6	13.1
BT50-SBH300-260		235	BT50-BST-150			260	150		18.3	14.8
BT50-SBH300-330		285	BT50-BST-200			330	200		21	17.5
BT50-SBH300-360		335	BT50-BST-250			360	250		23	19.5
BT50-SBH300-430		385	BT50-BST-300			430	300		25	21.5
BT50-SBH300-480		435	BT50-BST-350			480	350		27	23.5
BT50-SBH300-530	485	BT50-BST-400	530	400	29	25.5				
BT50-SBH400-230	400-510	185	BT50-BST-100	SBH400	BT50	230	100	φ5	18.6	13.8
BT50-SBH400-260		235	BT50-BST-150			260	150		20.3	15.8
BT50-SBH400-330		285	BT50-BST-200			330	200		23	18.3
BT50-SBH400-360		335	BT50-BST-250			360	250		25	20.3
BT50-SBH400-430		385	BT50-BST-300			430	300		27	22.3
BT50-SBH400-480		435	BT50-BST-350			480	350		29	24.3
BT50-SBH400-530	485	BT50-BST-400	530	400	31	26.3				
BT50-SBH500-230	500-610	185	BT50-BST-100	SBH500	BT50	230	100	φ5	20.8	14.7
BT50-SBH500-260		235	BT50-BST-150			260	150		22.3	16.4
BT50-SBH500-330		285	BT50-BST-200			330	200		25	19.1
BT50-SBH500-360		335	BT50-BST-250			360	250		27	21.1
BT50-SBH500-430		385	BT50-BST-300			430	300		29	23.1
BT50-SBH500-480		435	BT50-BST-350			480	350		31	25.1
BT50-SBH500-530	485	BT50-BST-400	530	400	33	27.1				
BT50-SBH600-230	600-910	185	BT50-	SBH600	FMA	230	75	128	40	23
BT50-SBH900-230	900-1250	185	FMA47.825-75	SBH900	47.825	230	75	128	50	27.7

### SBH非标类粗镗刀

微调结构



特色

- 1、采用独特高低差形式，1个刀座采用微调结构设计。
- 2、适用于余量适中，精度要求低的零件。
- 3、粗精镗一次完成加工，效率要求低的零件。

Features

1. Adopt the unique shape of height difference, the insert holder use the fine-tune structure.
2. Suitable for workpiece of moderate margin and low accuracy.
3. Finish the rough boring and fine boring in one time, with high efficiency, low cost.



特色

- 1、自主研发刀粒经济实用成本低效率高。
- 2、采用SN型刀粒，每个刀粒可更换8次使用。
- 3、适用于200以上的大径切削镗孔。

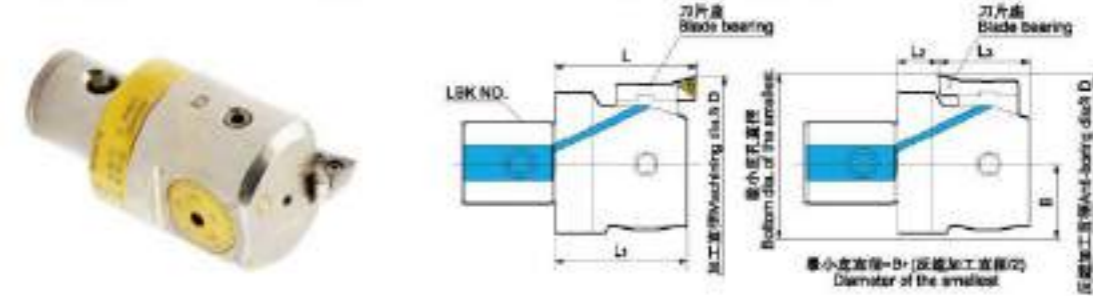
Features

1. Originally created and independently researched and developed by LPK, economical and practical, with low cost and high efficiency.
2. Use SN type inserts, every insert is replaceable for 8 times when using.
3. Suitable for boring holes of large diameter above  $\phi 200\text{mm}$

### WBH微调式精镗刀系列 WBH adjustable fine boring knife

有预平衡设计，可获得稳定的加工精度。  
There are pre-balanced design, availability and stability of the machining accuracy.

标准对应反镗工加工，适用范围广，增大附加价值。  
Standard corresponding to the anti-boring work processing, using a wide range of increasing added value.



### 规格 Specifications

型号 Type	接口型号 LBK NO.	刀片座 Blade Block	正镗 Is boring		反镗 Anti-boring				重量 KG	适用刀片 Blade	
			加工范围	L I1	加工范围	I2 L3 B					
WBH20-36 LBK1	LBK1	WBH1-1	20-26	32	28.5	—	10.5	19	10	0.07	TP08M2.5/T7
		WBH1-2	25-31			30-31					
		WBH1-3	30-36			30-36					
WBH25-47 LBK2	LBK2	WBH2-1	25-33	32	29.5	—	11.5	21	12.5	0.12	
		WBH2-2	32-40			36-40					
		WBH2-3	38-47			39-47					
WBH32-60 LBK3	LBK3	WBH3-1	32-42	38	35	—	10	25	16	0.21	
		WBH3-2	41-51			46-51					
		WBH3-3	50-60			50-60					
WBH41-74 LBK4	LBK4	WBH4-1	41-54	45	43	—	14	29	20	0.40	
		WBH4-2	50-53			53-53					
		WBH4-3	61-74			61-74					
WBH53-95 LBK5	LBK5	WBH5-1	53-70	50	53	—	19	34	25.5	1.10	
		WBH5-2	66-82			66-82					
		WBH5-3	78-95			78-95					
WBH68-150 LBK6	LBK6	WBH6-1	68-100	71	67.2	—	22	45.2	32.5	1.74	TP11M3/T8 TC11M2.5/T8
		WBH6-2	94-126			94-126					
		WBH6-3	118-150			118-150					
WBH100-203 LBK6	LBK6	WBH6-1	100-153	78	67.2	—	22	45.2	45.5	2.46	
		WBH6-2	126-179			126-179					
		WBH6-3	150-203			150-203					
WBH150-253 LBK6	LBK6	WBH6-1	150-203	88	67.2	—	22	45.2	70.5	4.20	
		WBH6-2	176-229			176-229					
		WBH6-3	200-253			200-253					

### 刀片座 PAT.P

型号	形状图	对应镗头	型号	形状图	对应镗头	型号	形状图	对应镗头
WBH1-1	[Diagram]	WBH20-36	WBH4-1	[Diagram]	WBH41-74	WBH1-1E	[Diagram]	WBH41-74
WBH1-2			WBH4-2			WBH1-2E		
WBH1-3			WBH4-3			WBH1-3E		
WBH2-1	[Diagram]	WBH25-47	WBH5-1	[Diagram]	WBH53-95	WBH2-1E	[Diagram]	WBH53-95
WBH2-2			WBH5-2			WBH2-2E		
WBH2-3			WBH5-3			WBH2-3E		
WBH3-1	[Diagram]	WBH32-60	WBH6-1	[Diagram]	WBH68-150 WBH88-150	WBH3-1E	[Diagram]	WBH68-150 WBH88-150
WBH3-2			WBH6-2			WBH3-2E		
WBH3-3			WBH6-3			WBH3-3E		

**注意** WBH镗头自身允许最高切削速度为1200m/min，但实际加工时还与镗孔的长短、机床及工件的刚性等因素有关。请再参考机床提供最佳切削参数。

不同镗刀片，请另外订购。

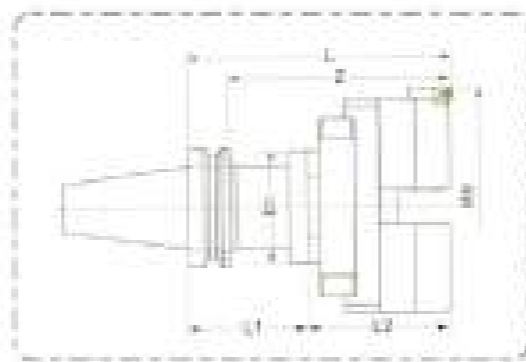


φ200以上WBH大孔径微调精镗刀+BST刀柄 (MAS 403BT)

WBH Large Diameter Modular Finish Boring Head+BST Shank(MAS 403BT)

(镗孔范围 φ200~φ1250mm)  
(Boring Range from φ200~φ1250mm)

镗头型号 Boring Head Type	接合型号 LHK No.	镗孔范围φ Dmm Boring Range	镗头长度 L2 mm	刀片规格/螺丝/扳手 Insert/ Clamp Screw/ Wrist	重量 KG	
					合金钢 Alloy Steel	铝合金 Aluminum
WBH200	BST系列 BST series	200-310	130	TC11/M2.5T8 TP11/M3.0T8	8.7	7.0
WBH300		300-410			11.7	7.5
WBH400		400-510			13.7	8.0
WBH500		500-610			15.7	8.4
WBH600	FMA-47.025	600-910	130		33.0	19.8
WBH800		800-1250			43.0	30.5



规格 Specifications

型号 Type	镗孔范围 φ (Dmm)	有效长 Z	组合内容 Tool Connection LHK刀片 LHK insert / 棒夹 WBT clamp bar / LHK No.	接合型号 LHK No.	全长 L	刀杆长 L1	刀杆外径 D1	重量 KG	
								合金钢 Alloy Steel	铝合金 Aluminum
BT50-WBH200-230	200-310	180	BT50-08T-100	WBH200	230	100	65	14.8	12.1
BT50-WBH200-280		235			150	16.3		13.6	
BT50-WBH200-290		235			200	16.3		16.8	
BT50-WBH200-380		335			290	21.2		18.8	
BT50-WBH200-430		385			300	23.2		20.8	
BT50-WBH200-480		435			350	25.2		22.6	
BT50-WBH200-530		485			400	27.2		24.5	
BT50-WBH200-630		585			500	31.2		28.5	
BT50-WBH200-830		785			700	36.2		33.5	
BT50-WBH200-930		885			800	38.2		35.5	
BT50-WBH300-230	300-410	180	BT50-08T-100	WBH300	230	100	65	16.8	12.9
BT50-WBH300-280		235			150	18.3		14.6	
BT50-WBH300-380		335			200	21.2		17.3	
BT50-WBH300-430		385			290	23.2		19.3	
BT50-WBH300-480		435			300	25.2		21.3	
BT50-WBH300-530		485			350	27.2		23.3	
BT50-WBH300-580		535			400	29.2		25.3	
BT50-WBH300-630		585			450	31.2		27.3	
BT50-WBH300-830		785			650	36.2		32.3	
BT50-WBH300-930		885			750	38.2		34.3	
BT50-WBH400-230	400-510	180	BT50-08T-100	WBH400	230	100	65	18.8	13.7
BT50-WBH400-280		235			150	20.3		15.4	
BT50-WBH400-380		335			200	23.2		18.1	
BT50-WBH400-430		385			290	25.2		20.1	
BT50-WBH400-480		435			300	27.2		22.1	
BT50-WBH400-530		485			350	29.2		24.1	
BT50-WBH400-580		535			400	31.2		26.1	
BT50-WBH400-630		585			450	33.2		28.1	
BT50-WBH400-830		785			650	38.2		33.1	
BT50-WBH400-930		885			750	40.2		35.1	
BT50-WBH500-230	500-610	180	BT50-08T-100	WBH500	230	100	65	20.8	14.3
BT50-WBH500-280		235			150	22.8		16.3	
BT50-WBH500-380		335			200	25.2		18.3	
BT50-WBH500-430		385			290	27.2		20.3	
BT50-WBH500-480		435			300	29.2		22.3	
BT50-WBH500-530		485			350	31.2		24.3	
BT50-WBH500-630		585			400	33.2		26.3	
BT50-WBH500-830		785			600	38.2		31.3	
BT50-WBH800-830	800-910	885	BT50-08T-100	WBH800	FMA	75	120	45.0	22.8
BT50-WBH800-830	900-1250	885	FMA47.025	WBH800	47.025	80	75	60.0	27.5

WBJ16 微调精镗孔系统

WBJ16 Fine-tune the Precision Boring System



规格 Specifications

型号 Cat. No	镗孔范围 Boring Range	调整精度 Tuning precision	调整行程 Stroke	重量 Weight (KG)
WBJ16	φ6-φ51	φ0.01mm/格	6.0mm	1.2

型号 Cat. No	镗孔范围 Boring Range	D	DM	L	适用刀片 Applicable inserts	螺钉 Clamp screw	扳手 spanner	重量 Weight (KG)
SBJ1605-24 (选配)	6-9	16	24	73	WBGTO801..L	M2X4	T5	0.014
SBJ1608-32	8-11		32	80	TBGT0801..L	M2X5		0.077
SBJ1610-40	10-13		40	87				0.092
SBJ1612-53	12-15		53	98	TPGH0902..L		T6	0.095
SBJ1616-68	16-21		68	110		0.143		
SBJ1620-83	20-26		83	125		0.203		
SBJ1625-90	25-31		90	128		0.275		
SBJ1630-90	30-41		90	128	TPGH1103..L	T8	0.275	
SBJ1640-90	40-51		90	128			0.298	

WBJ16 微调精镗孔系统 (含8只镗杆)

WBJ16 Fine-tune the Precision Boring System (8PCS)



规格 Specifications

型号 Cat. No	镗孔范围 Boring Range	主轴柄规格 Spindle handle models	镗头型号 Head NO	镗刀杆 Bar keep out	重量 Weight (KG)
BT40-WBJ16-8P	6-51	BT40-LBK6-55	WBJ16	WBJ-16..	9.1
BT50-WBJ16-8P	6-51	BT50-LBK6-65		WBJ-16..	11.7
NT40-WBJ16-8P	6-51	NT40-LBK6-55		WBJ-16..	8.5
NT50-WBJ16-8P	6-51	NT50-LBK6-65		WBJ-16..	10.3
SK40-WBJ16-8P	6-51	SK40-LBK6-55		WBJ-16..	8.9
SK50-WBJ16-8P	6-51	SK50-LBK6-65		WBJ-16..	10.5



### NBH2084 微调精镗孔系统

NBH2084 Fine-tune the Precision Boring System



#### 规格 Specifications

型号 Cat. No	镗孔范围 Boring Range	调整精度 Tuning precision	调整行程 Stroke	重量 Weight (KG)
NBH2084	Φ8-Φ280	Φ0.01mm级	28.0mm	3.0

型号 Cat. No	镗孔范围 Boring Range	D	L1	L	适用刀片 Applicable inserts	螺钉 Clamp screw	扳手 spanner	重量 Weight (KG)
SBJ2008-32	8-11	20	32	80	TBGT0601.L	M2.0X5	T8	0.085
SBJ2010-40	10-13		40	87	TPGH0902.L	M2.5X6	T8	0.095
SBJ2012-53	12-17		53	98				
SBJ2016-68	16-21		68	110				
SBJ2020-83	20-130		83	123	TPGH1103.L	M3.0X7	T8	0.16
SBJ2025-98	25-135		98	137				0.22
SBJ2030-115	30-140		115	152				0.34
SBJ20-L20-100	120-280	84+BTL1	100	0.54				
								0.23

### NBH2084 微调精镗孔系统 (套装)

NBH2084 Fine-tune the Precision Boring System(Set)



#### 规格 Specifications

型号 Cat. No	镗孔范围 Boring Range	主轴柄规格 Spindle handle models	镗头型号 Head NO	镗刀杆 Bar keep out	重量 Weight (KG)
BT40-NBH2084-8P	08-280	BT40-NBH-50	NBH2084	WBJ-20..	9.5
BT50-NBH2084-8P	08-280	BT50-NBH-55			12.0
NT40-NBH2084-8P	08-280	NT40-NBH-50			9.3
NT50-NBH2084-8P	08-280	NT50-NBH-55			10.8
SK40-NBH2084-8P	08-280	SK40-NBH-50			9.5
SK50-NBH2084-8P	08-280	SK50-NBH-55			12.0
R8-NBH2084-8P	08-280	R8-NBH-50			10.0

了解具体库存情况请致电厂家 详情请登陆网站www.hnsant.com

### 可接受以下各种组合非标刀具定制

侧固式



2° 侧固



7:24接口



TMG21接口



KB接口



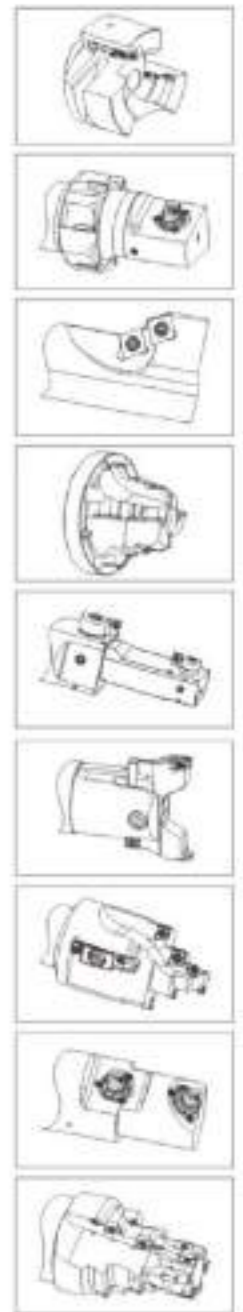
HSK



面铣刀接口



XME接口



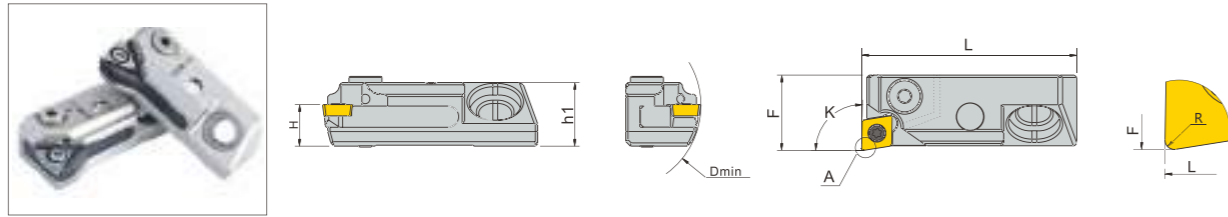
#### 非标镗刀技术特点:

- 任意组合  
各部分在一定范围内可以进行任意组合, 形成组合镗削刀具。
- 多种工序  
多种工序可组合在一把刀具内, 并且可在一次进给内完成。
- 灵活件  
镗削单元可由刀片、小刀夹、精镗单元等切削单元根据需要任意组合成组合镗刀。

了解具体库存情况请致电厂家 详情请登陆网站www.hnsant.com

# 微调刀座

Mini Adjustable Cartridge



★ 刀具规格型号 Type of milling tools

型号 Type		基本尺寸 (mm) Dimension							适用刀片 Suitable Insert
右手型号 Right hand	左手型号 Left hand	K	H	F	L	h1	Dmin	R	
STR90 F16.CC06	STL90 F16.CC06	90	8.8	16	45.6	13.5	28	0.4	CC.0602..
STR95 F16.CC06	STL95 F16.CC06	95	8.8	16	45.6	13.5	28	0.4	CC.0602..
STR90 F16.TP09	STL90 F16.TP09	90	8.8	16	45.6	13.5	28	0.4	TP.0902..
STR95 F16.TP09	STL95 F16.TP09	95	8.8	16	45.6	13.5	28	0.4	TP.0902..
STR90 F20.TC11	STL90 F20.TC11	90	8.8	20	45.6	13.5	36	0.4	TC..1102..
STR95 F20.TC11	STL95 F20.TC11	95	8.8	20	45.6	13.5	36	0.4	TC..1102..
STR90 F20.TP11	STL90 F20.TP11	90	8.8	20	45.6	13.5	36	0.4	TP..1103..
STR95 F20.TP11	STL95 F20.TP11	95	8.8	20	45.6	13.5	36	0.4	TP..1103..
STR30 F16.DC07	STL30 F16.DC07	120	8.8	16	48.5	13.5	28	0.4	DC..0702..

- 刀片请根据不同材料单独订购。 Inserts with different materials should be ordered separately
- 常备库存有左手和右手型号。 There are right and left hand specifications available in stock.
- 微调精度直径 0.01mm、半径 0.005mm。 The adjustment: 0.01 mm on diameter and 0.005mm on radius.
- 径向最大调整量直径 0.6mm, 轴向调整量 1mm。 The adjustment range: 0.6mm on diameter by radial direction, 1 mm on diameter by axial direction.

### 备件

Spare Parts



刀片型号 Insert	刀片锁紧螺钉 Clamping screw insert	轴向调整螺钉 Axial adjusting screw	刀座锁紧螺钉 Clamping screw for cartridge	轴向调整环 Axial adjusting ring	刀片锁紧扳手 Allen key for clamping screw	径向调整扳手 Allen key for radial adjusting	压紧扳手 Allen key for clamping	径向调整扳手 Allen key for radial adjusting
CC..0602..	SR21 M2.5x5.3	SR57 M5X16	SR55 M5x20	HFX.3	KEY02 T7	KEY01 M2.5	KEY01 M4	KEY01 M3
TP..0902..	SR22 M2.5x6	SR57 M5X16	SR55 M5x20	HFX.3	KEY02 T8	KEY01 M2.5	KEY01 M4	KEY01 M3
TC..1102..	SR21 M2.5x5.3	SR57 M5X16	SR55 M5x20	HFX.3	KEY02 T7	KEY01 M2.5	KEY01 M4	KEY01 M3
TP..1103..	SR22 M3x6	SR57 M5X16	SR55 M5x20	HFX.3	KEY02 T8	KEY01 M2.5	KEY01 M4	KEY01 M3

# 微调刀座安装尺寸

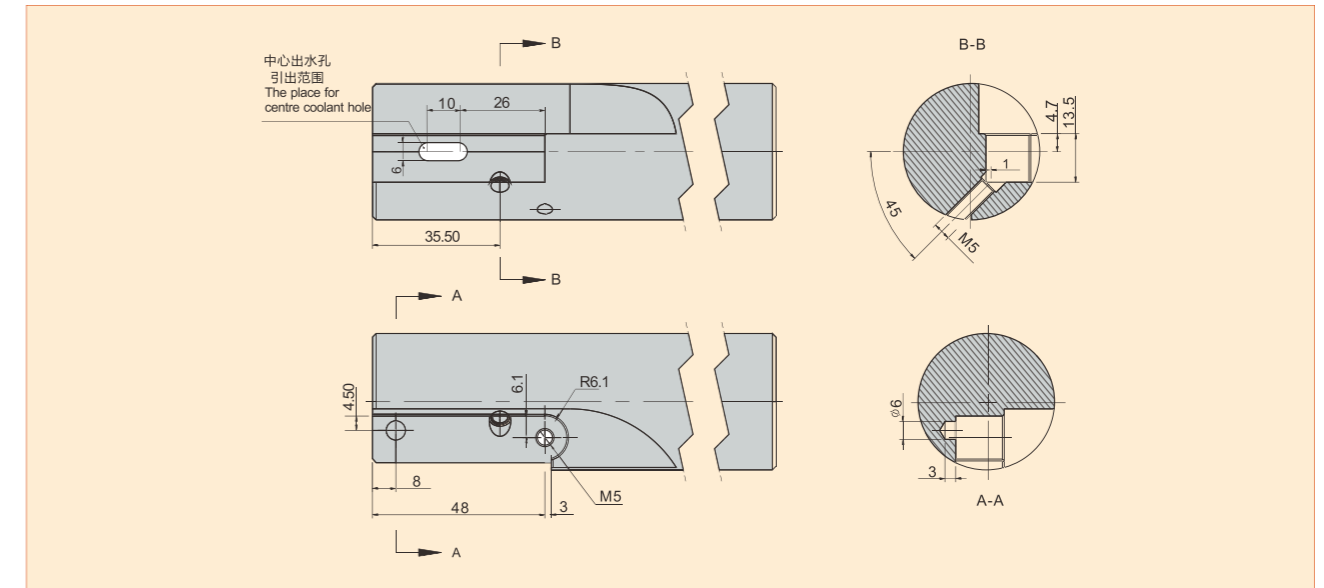
Assembly Instruction for Mini Adjustable Cartridge

图示按照右手 R.H 刀座的方向设置。The figure is for the right hand specification.

使用左手 L.H 刀座时请按照镜像的方式设置。For the left hand specification, please refer to the opposite figure. Setting Instruction

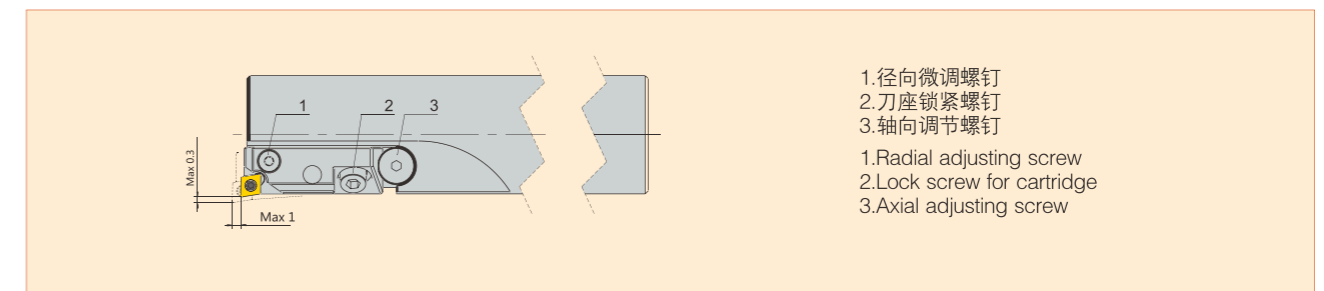
## 刀座安装尺寸

Assembly Instruction



## 刀座调节方法

Adjustment Instruction



## 轴向调节方法

Adjusting on axial direction

- 稍微松开刀座锁紧螺钉 2。
- 顺时针旋转轴向调节螺钉 3, 刀座向前移动至需要的尺寸。
- 夹紧刀座锁紧螺钉 2。
- Loosening the 2# lock screw lightly.
- Rotating the 3# axial adjusting screw on the anticlockwise direction, so that the cartridge can be moved forward to the required size.
- Tightening the 2# lock screw firmly.

注意: 如果刀座需要向后调节, 应当松开刀座锁紧螺钉, 并把刀座移动到后面, 然后逐渐向前调节直到需要的尺寸。

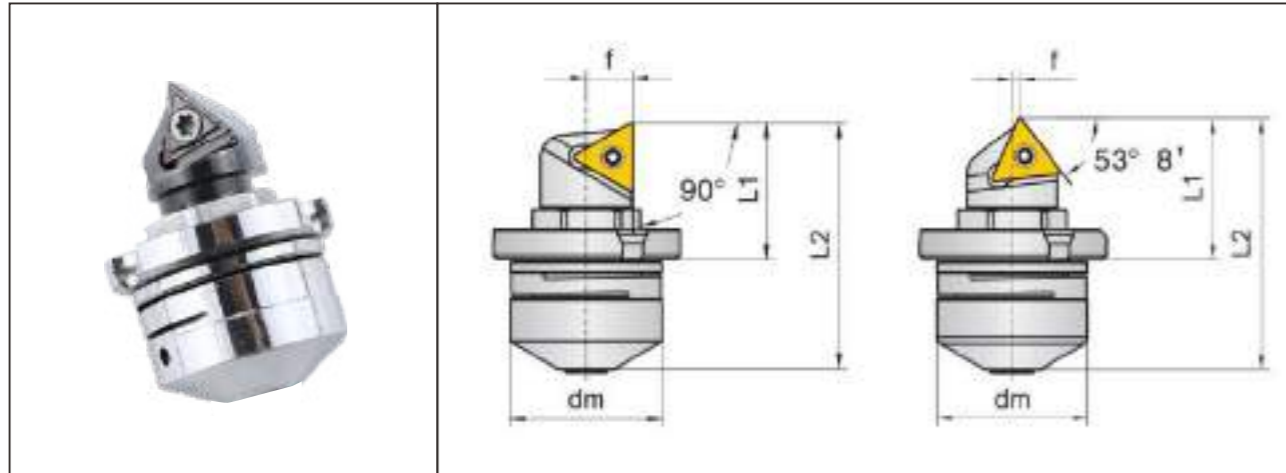
Note: If the cartridge should be moved backward, please loosen the lock screw, and then move the cartridge to the back, finally adjust the cartridge to forward little by little to meet the required size.

## 刀具直径调节方法

Adjusting on radial direction

- 顺时针方向旋转径向调节螺钉 1, 刀具直径逐渐变大。
- 逆时针方向旋转径向调节螺钉 1, 刀具直径逐渐变小。
- 径向微调螺钉调节是每旋转一个刻度, 刀具直径变化 0.01mm。
- Rotating the 1# radial adjusting screw on the clockwise direction, so that the diameter of tool will be larger and larger.
- Rotating the 1# radial adjusting screw on the anticlockwise direction, so that the diameter of tool will be smaller and smaller.
- The adjustment on diameter: 0.01mm as per dial.

# R/L 148C 精镗单元



★ 调节量 (尺寸): 0.02mm/格

左手刀图例

型号 Type	基本尺寸 (mm) Dimension						刀片 Insert	螺钉 Screw	扳手 Wrench
	dm	l1	l2min	f	Dmin	Rmax			
L148C-11-0602	16	10.1	24.1	5.1	27.6	2.5	CC..060204	L60 M2.5X5.2	T8
L148C-12-0902	20	14.3	32.9	6.3	37.1	3.5	TC..090204	L60 M2.2X5.0	T6
L148C-13-1102	22	17.1	44.3	7.2	49.1	6	TC..110204	L60 M2.5X5.2	T8
L148C-14-16T3	32	25.7	62.7	10.3	69	10	TC..16T308	L60 M4X8	T15
L148C-31-0602	16	11.3	25.15	0.45	25.9	2	CC..060204	L60 M2.5X5.2	T8
L148C-32-0902	20	15.3	33.7	0.9	33.1	2.8	TC..090204	L60 M2.2X5.0	T6
L148C-33-1102	22	18	45.3	1.1	42.6	4.8	TC..110204	L60 M2.5X5.2	T8
L148C-34-16T3	32	27	62.3	1.2	60	8	TC..16T308	L60 M4X8	T15

· L2系刀尖圆弧为r=0时尺寸  
· 定货示例: 1件L148C-11-0602

# R/L 148C 精镗单元

## 特点:

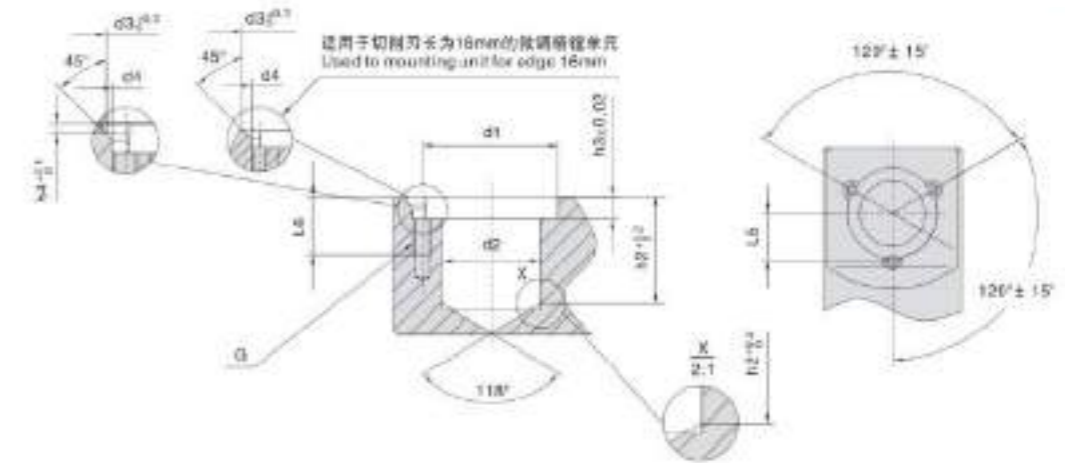
- 能加工盲孔
- 从前端调整
- 镗头具有自锁性, 即在调整前不需解锁, 调整后不需锁紧。

## 注意:

- 调整倾斜安装精镗单元时, 调整刀具径向尺寸时, 刀具轴向位移量=径向位移量/tan 53° 8'
- 不要将精镗单元调出相应精镗单元的最大调整范围, 如果超出调整范围, 精镗单元可能因此而损坏。

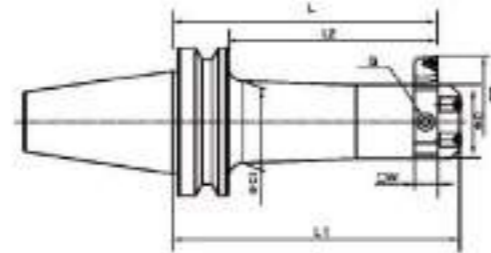


## 精镗单元安装尺寸



型号	h2	h3	h4	d1	d2	d3	d4	G	l6	l5
L148C-xx-0602	11.5	2.8	1.9	19	16	4.6	3.2	M3	9	9.8±0.02
L148C-xx-0902	15.5	4.0	1.6	25	20	4.6	3.2	M3	9	12.5±0.02
L148C-xx-1102	24.0	5.0	1.8	30	22	6.5	4.3	M4	13	15.4±0.02
L148C-xx-16T3	33.0	6.3	-	46	32	11.9	5.4	M5	16	23.0±0.02

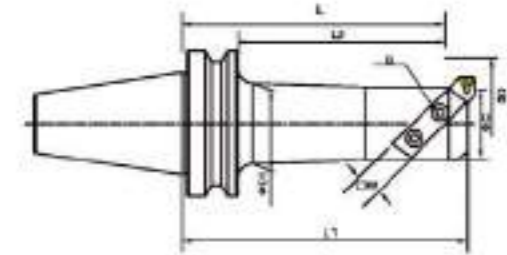
**BT-BSB 90° 直角粗镗刀**  
BT-BSB 90° angle Rough Boring Tool



型号 Cat. No	范围 φD		L	L1	L2	L3	φC	φC1	W	G	净重 KG
	min	max									
BT40-BSB 25-136	25	52	136	150	106	50	20	22	8	M8	1.5
BT40-BSB 38-165	38	70	165	180	135	70	30	33	10	M10	2.0
BT40-BSB 50-186	50	90	186	180	135	85	40	44	13	M10	2.8
BT40-BSB 50-210	50	90	210	225	180	85	40	44	13	M10	3.3
BT40-BSB 62-165	62	115	165	180	135	—	50	—	16	M10	4.0
BT40-BSB 62-225	62	115	225	240	186	95	50	56	16	M10	5.0
BT40-BSB 72-165	72	135	165	180	135	—	60	—	19	M10	4.8
BT40-BSB 72-225	72	135	225	240	195	—	60	—	19	M10	6.1
BT40-BSB 90-165	90	150	165	180	135	60	75	—	19	M12	7.1
BT40-BSB 90-210	90	150	210	225	180	60	75	—	19	M12	9.0
BT50-BSB 25-136	25	52	136	150	92	50	20	22	8	M8	4.3
BT50-BSB 38-180	38	70	180	195	137	70	30	32	10	M10	4.9
BT50-BSB 50-180	50	90	180	195	137	85	40	44	13	M10	5.5
BT50-BSB 50-240	50	90	240	255	197	85	40	44	13	M10	5.8
BT50-BSB 62-195	62	115	195	210	152	95	50	56	16	M10	6.4
BT50-BSB 62-270	62	115	270	285	227	95	50	56	16	M10	7.8
BT50-BSB 72-195	72	135	195	210	162	110	60	66	19	M10	7.3
BT50-BSB 72-285	72	135	285	300	242	110	60	66	19	M10	9.6
BT50-BSB 90-210	90	150	210	225	167	130	75	80	19	M12	9.7
BT50-BSB 90-300	90	150	300	315	257	130	75	80	19	M12	12.8
BT50-BSB105-195	105	190	195	210	152	—	90	—	25	M12	11.4
BT50-BSB105-285	105	190	285	300	242	100	90	94	25	M12	13.7

粗镗刀适于通孔，也可用来反镗  
Boring Bar for rough cutting best suited through-hole boring. Also applicable to counter bore spot facing.

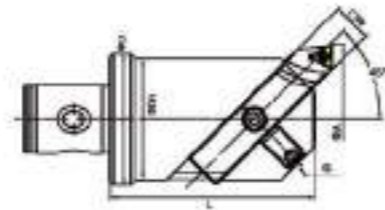
**BT-BSA 45° 斜角粗镗刀**  
BT-BSA 45° oblique angle rough boring tool



型号 Cat. No	范围 φD		L	L1	L2	L3	φC	φC1	W	G	净重 KG
	min	max									
BT30-BSA25-120	25	38	120	92	—	1	20	—	8	M6	0.8
BT30-BSA30-150	30	42	150	121	—	1.8	24	—	8	M6	1.0
BT30-BSA38-165	38	52	165	135	—	2.6	30	—	10	M8	1.4
BT30-BSA42-165	42	56	165	138	—	2	34	—	10	M8	1.7
BT40-BSA25-135	25	38	135	105	35	1	20	22	8	M6	1.4
BT40-BSA30-135	30	42	135	108	40	1.6	24	26	8	M6	1.6
BT40-BSA 38-165	38	52	165	133	50	2.6	30	33	10	M8	2.9
BT40-BSA42-180	42	56	180	148	60	2	34	37	10	M8	2.4
BT40-BSA50-165	50	65	165	133	65	3	40	44	13	M10	3.7
BT40-BSA50-210	50	65	210	178	65	3	40	44	13	M10	3.2
BT40-BSA62-165	62	90	165	130	—	2	50	—	16	M10	4.9
BT40-BSA62-225	62	90	225	193	60	2	50	56	16	M10	4.8
BT40-BSA72-165	72	110	165	—	—	2.4	60	—	19	M10	6.5
BT40-BSA72-225	72	110	225	—	—	2.4	60	—	19	M10	6.8
BT40-BSA90-165	90	125	165	133	60	4	75	—	19	M12	10.2
BT50-BSA25-135	25	38	135	92	35	1	20	22	8	M6	4.2
BT50-BSA30-165	30	42	165	122	40	1.6	24	26	8	M6	4.4
BT50-BSA38-180	38	52	180	137	50	2.6	30	33	10	M8	4.8
BT50-BSA42-210	42	56	210	157	60	2	34	37	10	M8	5
BT50-BSA50-180	50	65	180	137	65	3	40	44	13	M10	5.4
BT50-BSA50-240	50	65	240	197	66	3	40	44	13	M10	6.7
BT50-BSA62-195	62	90	195	152	60	2	50	56	16	M10	6.2
BT50-BSA62-270	62	90	270	227	60	2	50	56	16	M10	7.6
BT50-BSA72-195	72	110	195	152	65	2.4	60	66	19	M10	7
BT50-BSA72-285	72	110	285	242	65	2.4	60	66	19	M10	9.3
BT50-BSA90-210	90	125	210	187	110	4	75	80	19	M12	8.2
BT50-BSA90-300	90	125	300	257	110	4	75	80	19	M12	12.3
BT50-BSA105-195	105	160	195	—	—	3	90	—	25	M12	10.7
BT50-BSA105-285	105	160	285	—	130	3	90	94	25	M12	15

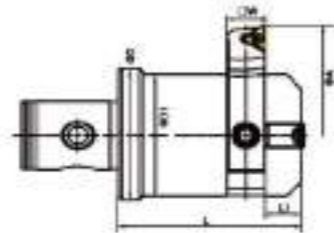
粗镗刀、适于通孔及盲孔加工  
The same location of drive key and cutting edge.  
Please order boring bits separately.  
Dimension of L, L1, L2 criteria, when φ is minimum dimension.

**BSA 斜角型镗头**  
BSA bevel-type sugar head



型号 Cat. No	镗孔范围 Boring Range		尺寸 Size					
	ΦA min	ΦA max	ΦD	ΦD1	L	E	W	G
BSA30-LBK2	Φ30	Φ42	24	24	40	1.5	8	M6x1.50P
BSA38-LBK3	Φ38	Φ52	31	30	60	2.5	10	M6x1.25P
BSA50-LBK4	Φ50	Φ65	42	40	70	3	13	M10x1.50P
BSA62-LBK5	Φ62	Φ90	55	50	85	2	16	M12x1.75P
BSA72-LBK6	Φ72	Φ110	63	60	98	2.4	19	M12x1.75P

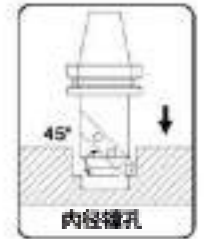

**BSB 斜角型镗头**  
BSB bevel-type sugar head



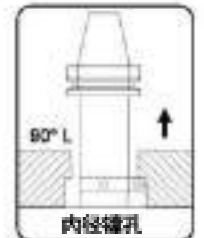
型号 Cat. No	镗孔范围 Boring Range		尺寸 Size					
	ΦA min	ΦA max	ΦD	ΦD1	L	L1	W	G
BSB25-LBK2	Φ26	Φ52	24	20	45	10	8	M6x1.50P
BSB38-LBK3	Φ38	Φ70	31	30	55	10	10	M6x1.25P
BSB50-LBK4	Φ50	Φ90	42	40	60	10	13	M10x1.50P
BSB62-LBK5	Φ62	Φ115	55	50	70	12	16	M12x1.75P
BSB72-LBK6	Φ72	Φ135	63	60	85	12	19	M12x1.75P

**CBS 刀夹**  
CBS turner

适用于BSA、BSB粗镗刀, 适合重切削加工  
For BSA, BSB coarse sugar cutter, suitable for heavy machining

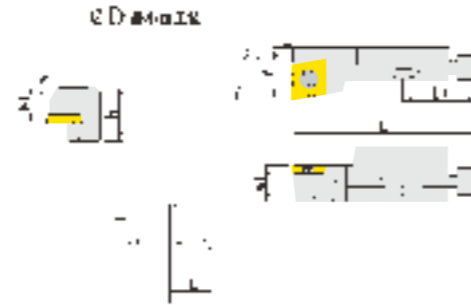


型号 Cat. No	D	L	角度 Angle	刀片规格 Insert	螺丝 Clamp Screw	扳手 Wrench
CBS-406	8	50	45°	CCMT0802	M2.5-6.0-3.5-60	T9
CBS-410	10	60		CCMT09T3	M4-10-5.7-60	T15
CBS-413	13	70				
CBS-416	16	100				
CBS-419	19	150				
CBS-425	25	150				
CBS-906	8	50	90°	CCMT0802	M2.5-6.0-3.5-60	T9
CBS-910	10	60		CCMT09T3	M4-10-5.7-60	T15
CBS-913	13	70				
CBS-916	16	100				
CBS-919	19	150				
CBS-925	25	150				



型号 Cat. No	D	L	角度 Angle	刀片规格 Insert	螺丝 Clamp Screw	扳手 Wrench
CBS906L	8	50	90°	CCMT0802	M2.5-6.0-3.5-60	T9
CBS910L	10	60		CCMT09T3	M4-10-5.7-60	T15
CBS913L	13	70				
CBS916L	16	100				
CBS919L	19	150				

SCF◇R/L



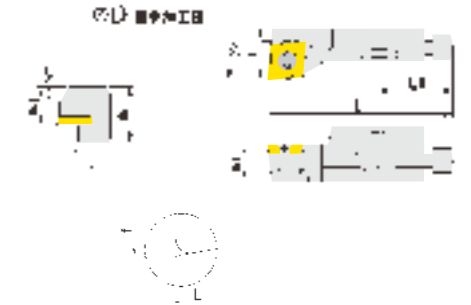
型号 Model		∅D	h	f	L	L1	h1	螺丝 Screw	螺丝GD Screw GD	螺丝TJLS Screw TJLS	螺丝DJ Screw DJ	扳手 Wrench
SCFPR/L 06CA-05	CP□□050204	20	8.5	8	25	12	6	M2.2*5	03510	03009	03006	T6
SCFCR/L 08CA-06	CC□□060204	25	10	10	32	17	8	M2.5*6	04016	04012	04008	T8
SCFCR/L 10CA-09	CC□□09T308	40	15	14	50	20	10	M3.5*8	06020			T15

SCG◇R/L



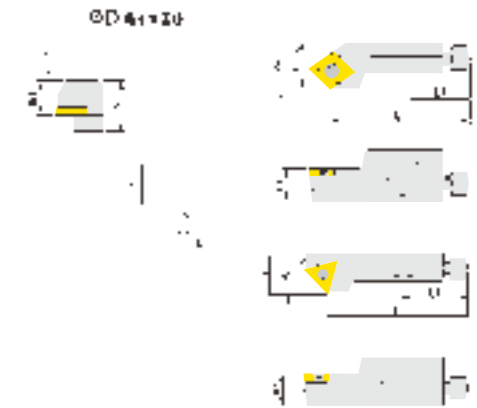
型号 Model		∅D	h	f	L	L1	h1	螺丝 Screw	螺丝GD Screw GD	螺丝TJLS Screw TJLS	螺丝DJ Screw DJ	扳手 Wrench
SCGPR/L 06CA-05	CP□□050204	20	8.5	8	25	12	6	M2.2*5	03510	03009	03006	T6
SCGCR/L 08CA-06	CC□□060204	25	10	10	32	17	8	M2.5*6	04016	04012	04008	T8
SCGCR/L 10CA-09	CC□□09T308	40	15	14	50	20	10	M3.5*8	06020	04012	04008	T15

SCL◇R/L



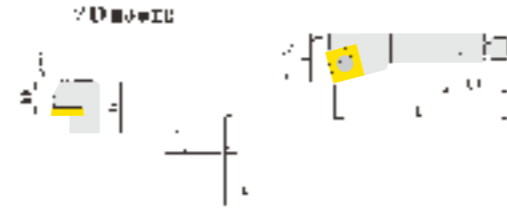
型号 Model		∅D	h	f	L	L1	h1	螺丝 Screw	螺丝GD Screw GD	螺丝TJLS Screw TJLS	螺丝DJ Screw DJ	扳手 Wrench
SCLPR/L 06CA-05	CP□□050204	20	8.5	8	25	12	6	M2.2*5	03510	03009	03006	T6
SCLCR/L 08CA-06	CC□□060204	25	10	10	32	17	8	M2.5*6	04016	04012	04008	T8
SCLCR/L 10CA-09	CC□□09T308	40	15	14	50	20	10	M3.5*8	06020			T15
SCLCR/L 12CA-12	CC□□120408	50	20	20	55	20	12	M5*12	06025	05014	04012	T20

S◇S◇R/L



型号 Model		∅D	h	f	L	L1	h1	螺丝 Screw	螺丝GD Screw GD	螺丝TJLS Screw TJLS	螺丝DJ Screw DJ	扳手 Wrench
SCSPR/L 06CA-05	CP□□050204	20	8.5	8	21.4	12	6	M2.2*5	03510	03009	03006	T6
SCSCR/L 08CA-06	CC□□060204	25	10	10	28	17	8	M2.5*6	04016	04012	04008	T8
SCSCR/L 10CA-09	CC□□09T308	40	15	14	44	20	10	M3.5*8	06020	04012	04008	T15
STSCR/L 08CA-09	TC□□090204	25	10	10	33.5	17	8	M2.2*6	04016	04012	03006	T6
STSCR/L 10CA-11	TC□□110204	40	15	14	44	20	10	M2.5*6	06020	04012	04008	T8
STSCR/L 12CA-16	TC□□120408	50	20	20	47	20	12	M3.5*8	06025	05014	04012	T15
STSCR/L 16CA-16	TC□□16T308	55	21	25	53	25	16	M3.5*8	08030	06019	04012	T15

### S◇KCR/L



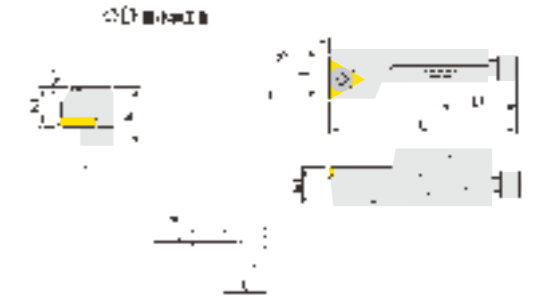
型号 Model		∅D	h	f	L	L1	h1	螺丝 Screw	螺丝GD Screw GD	螺丝TJLS Screw TJLS	螺丝DJ Screw DJ	扳手 Wrench
SCKCR/L 08CA-06	CC□□060204	25	10	10	32	17	8	M2.5*6	04016	04012	03006	T8
SSKCR/L 10CA-09	SC□□09T308	40	15	14	50	20	10	M3.5*8	06020	04012	04008	T15
SSKCR/L 12CA-12	SC□□120408	50	20	20	55	20	12	M5*12	06025	05014	04012	T20
SSKCR/L 16CA-12	SC□□120408	55	21	25	63	25	16	M5*12	08030	06019	04012	T20

### SCW◇R/L



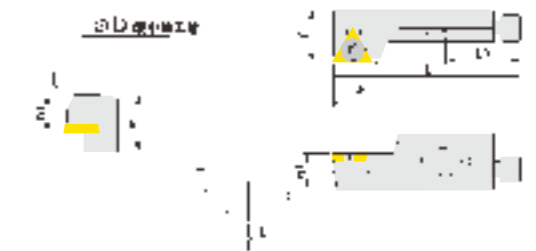
型号 Model		∅D	h	f	L	L1	h1	螺丝 Screw	螺丝GD Screw GD	螺丝TJLS Screw TJLS	螺丝DJ Screw DJ	扳手 Wrench
SCWPR/L 06CA-05	CP□□050204	20	8.5	8	22.7	12	6	M2.2*5	03510	03009	03006	T6
SCWCR/L 08CA-06	CC□□060204	25	10	10	29	17	8	M2.5*6	04016	04012	03006	T8

### STFCR/L



型号 Model		∅D	h	f	L	L1	h1	螺丝 Screw	螺丝GD Screw GD	螺丝TJLS Screw TJLS	螺丝DJ Screw DJ	扳手 Wrench
STFCR/L 08CA-09	TC□□090204	25	10	10	32	17	8	M2.5*6	04016	04012	03006	T8
STFCR/L 10CA-11	TC□□110204	40	15	14	50	20	10	M2.5*6	06020	04012	04008	T8
STFCR/L 12CA-16	TC□□120408	50	20	20	55	20	12	M3.5*8	06025	05014	04012	T15
STFCR/L 16CA-16	TC□□16T308	55	21	25	63	25	16	M3.5*8	08030	06019	04012	T15

### STGCR/L



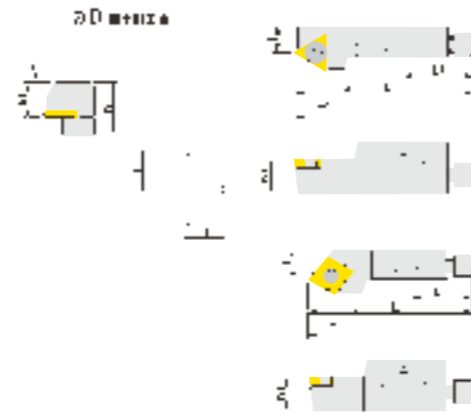
型号 Model		∅D	h	f	L	L1	h1	螺丝 Screw	螺丝GD Screw GD	螺丝TJLS Screw TJLS	螺丝DJ Screw DJ	扳手 Wrench
STGCR/L 08CA-09	TC□□090204	25	10	10	32	17	8	M2.5*6	04016	04012	03006	T8
STGCR/L 10CA-11	TC□□110204	40	15	14	50	20	10	M2.5*6	06020	04012	04008	T8
STGCR/L 12CA-16	TC□□120408	50	20	20	55	20	12	M3.5*8	06025	05014	04012	T15
STGCR/L 16CA-16	TC□□16T308	55	21	25	63	25	16	M3.5*8	08030	06019	04012	T15

# 镗削刀具 | BORING TOOLS



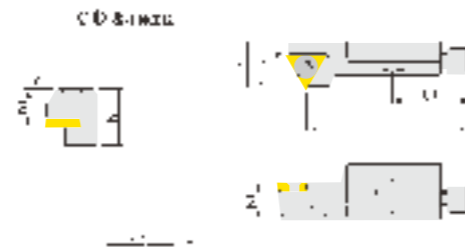
模块式镗刀 Modular Boring Tool

## STTCR/L



型号 Model		∅D	h	f	L	L1	h1	螺丝 Screw	螺丝GD Screw GD	螺丝TJLS Screw TJLS	螺丝DJ Screw DJ	扳手 Wrench
STTCR/L 10CA-11	TC□□110204	40	15	9	50	20	10	M2.5*6	06020	04012	04008	T8
STTCR/L 12CA-16	TC□□16T308	50	20	13	55	20	12	M3.5*8	06025	05014	04012	T15
STTCR/L 16CA-16	TC□□16T308	55	21	15	63	25	16	M3.5*8	08030	06019	04012	T15
SCTPR/L 06CA-05	CP□□050204	20	8.5	5.5	25	12	6	M2.2*5	03510	03009	03006	T6
SCTCR/L 08CA-06	CC□□060204	25	10	6	32	17	8	M2.5*6	04016	04012	03006	T8

## STWCR/L



型号 Model		∅D	h	f	L	L1	h1	螺丝 Screw	螺丝GD Screw GD	螺丝TJLS Screw TJLS	螺丝DJ Screw DJ	扳手 Wrench
STWCR/L 10CA-11	TC□□110204	40	15	14	44	20	10	M2.5*6	06020	04012	04008	T8
STWCR/L 12CA-16	TC□□16T308	50	20	20	47	20	12	M3.5*8	06025	05014	04012	T15
STWCR/L 16CA-16	TC□□16T308	55	21	25	53	25	16	M3.5*8	08030	06019	04012	T15

# 目录 (四) CONTENTS

## 工具系统 页码提示

弹簧夹头刀柄 COLLET CHUCK ARBORS	P280~P285
接长杆 EXTENSION BAR	P286
强力铣夹头刀柄 POWER MILLING CHUCK ARBORS	P287~P288
侧固式刀柄 SIDE LOCK END MILL CHUCK	P289~P291
套式铣刀柄 SHELL END MILL ARBORS	P292~P296
有扁尾莫氏锥柄 MORSE TAPER WITH TANG	P297~P298
无扁尾莫氏锥柄 MORSE TAPER WITHOUT TANG	P299~P300
三面刃铣刀柄 TOOL SHANK FOR SIDE AND FACE MILLING CUTTER	P301~P302
工具系统附件 TOOL SYSTEM ACCESSORIES	P303~P309
工具系统技术信息 TOOL SYSTEM TECHNICAL INFORMATION	P310~P316






## ■ 弹簧夹头刀柄



### 安装方法



ER-A和ER-UP卡簧跳动对照表

夹持范围(mm)		最大跳动值(mm)		
d	L	DIN6499/ISO15488 From B	ER-A	ER-UP
1.0~1.6	6.0	0.015	0.010	0.005
1.6~3.0	10.0			
3.0~6.0	16.0			
6.0~10.0	25.0			
10.0~18.0	40.0	0.020	0.010	0.005
18.0~26.0	50.0			
26.0~34.0	60.0	0.025	0.015	0.010

注: ER-A和ER-UP卡簧的最大跳动值均小于DIN6499/ISO15488中规定的最大跳动值!

了解具体库存情况请致电厂家 详情请登陆网站www.hnsant.com

## ■ 弹簧夹头刀柄(JT)



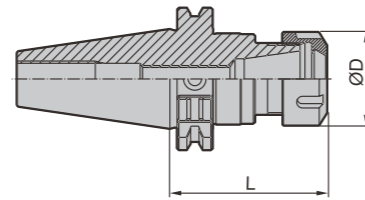
型号	锥度号	基本尺寸(mm)		标准配置	选购附件					重量(kg)
		ØD	L		螺母	精密级卡簧	高精密级卡簧	机械式密封卡簧	攻丝卡簧	
JT30-ER16-70H	30	28	70	Hi-Q/ER16	ER16-□□A	ER16-□□UP	ER16-□□DM	ER16-□□GB	E16P	0.50
JT30-ER16-100H	30	28	100	Hi-Q/ER16	ER16-□□A	ER16-□□UP	ER16-□□DM	ER16-□□GB	E16P	0.61
JT30-ER25-60H	30	42	60	Hi-Q/ER25	ER25-□□A	ER25-□□UP	ER25-□□DM	ER25-□□GB	E25	0.51
JT40-ER11-100H	40	19	100	Hi-Q/ER11	ER11-□□A	ER11-□□UP	ER11-□□DM	ER11-□□GB	E11P	1.04
JT40-ER16-70H	40	28	70	Hi-Q/ER16	ER16-□□A	ER16-□□UP	ER16-□□DM	ER16-□□GB	E16P	1.07
JT40-ER16-100H	40	28	100	Hi-Q/ER16	ER16-□□A	ER16-□□UP	ER16-□□DM	ER16-□□GB	E16P	1.18
JT40-ER16-160H	40	28	160	Hi-Q/ER16	ER16-□□A	ER16-□□UP	ER16-□□DM	ER16-□□GB	E16P	1.36
JT40-ER20-70H	40	34	70	Hi-Q/ER20	ER20-□□A	ER20-□□UP	ER20-□□DM	ER20-□□GB	E20P	1.07
JT40-ER20-100H	40	34	100	Hi-Q/ER20	ER20-□□A	ER20-□□UP	ER20-□□DM	ER20-□□GB	E20P	1.17
JT40-ER25-70H	40	42	70	Hi-Q/ER25	ER25-□□A	ER25-□□UP	ER25-□□DM	ER25-□□GB	E25	1.15
JT40-ER25-100H	40	42	100	Hi-Q/ER25	ER25-□□A	ER25-□□UP	ER25-□□DM	ER25-□□GB	E25	1.40
JT40-ER25-160H	40	42	160	Hi-Q/ER25	ER25-□□A	ER25-□□UP	ER25-□□DM	ER25-□□GB	E25	1.55
JT40-ER32-70H	40	50	70	Hi-Q/ER32	ER32-□□A	ER32-□□UP	ER32-□□DM	ER32-□□GB	E32	1.17
JT40-ER32-100H	40	50	100	Hi-Q/ER32	ER32-□□A	ER32-□□UP	ER32-□□DM	ER32-□□GB	E32	1.43
JT40-ER32-160H	40	50	160	Hi-Q/ER32	ER32-□□A	ER32-□□UP	ER32-□□DM	ER32-□□GB	E32	1.81
JT40-ER40-80H	40	63	80	Hi-Q/ER40	ER40-□□A	ER40-□□UP	ER40-□□DM	ER40-□□GB	E40	1.41
JT40-ER40-100H	40	63	100	Hi-Q/ER40	ER40-□□A	ER40-□□UP	ER40-□□DM	ER40-□□GB	E40	1.70
JT40-ER40-160H	40	63	160	Hi-Q/ER40	ER40-□□A	ER40-□□UP	ER40-□□DM	ER40-□□GB	E40	2.55

### ★ 刀具附件 Spare parts

附件名	精密级卡簧	高精密级卡簧	机械式密封卡簧	攻丝卡簧	扳手

了解具体库存情况请致电厂家 详情请登陆网站www.hnsant.com

## ■ 弹簧夹头刀柄(JT)

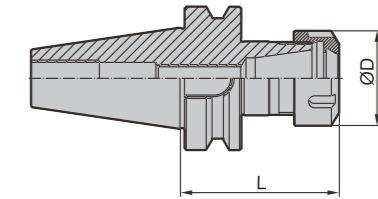


型号	锥度号	基本尺寸(mm)		标准配置	选购附件					重量(kg)
		ØD	L		螺母	精密级卡簧	高精密级卡簧	机械式密封卡簧	攻丝卡簧	
JT50-ER16-100H	50	28	100	Hi-Q/ER16	ER16-□□A	ER16-□□UP	ER16-□□DM	ER16-□□GB	E16P	3.18
JT50-ER16-160H	50	28	160	Hi-Q/ER16	ER16-□□A	ER16-□□UP	ER16-□□DM	ER16-□□GB	E16P	3.47
JT50-ER20-70H	50	34	70	Hi-Q/ER20	ER20-□□A	ER20-□□UP	ER20-□□DM	ER20-□□GB	E20P	3.30
JT50-ER20-100H	50	34	100	Hi-Q/ER20	ER20-□□A	ER20-□□UP	ER20-□□DM	ER20-□□GB	E20P	3.45
JT50-ER32-100H	50	50	100	Hi-Q/ER32	ER32-□□A	ER32-□□UP	ER32-□□DM	ER32-□□GB	E32	3.36
JT50-ER32-160H	50	50	160	Hi-Q/ER32	ER32-□□A	ER32-□□UP	ER32-□□DM	ER32-□□GB	E32	4.25
JT50-ER40-100H	50	63	100	Hi-Q/ER40	ER40-□□A	ER40-□□UP	ER40-□□DM	ER40-□□GB	E40	3.62
JT50-ER40-160H	50	63	160	Hi-Q/ER40	ER40-□□A	ER40-□□UP	ER40-□□DM	ER40-□□GB	E40	4.20

### ★ 刀具附件 Spare parts

附件名	精密级卡簧	高精密级卡簧	机械式密封卡簧	攻丝卡簧	扳手

## ■ 弹簧夹头刀柄(BT)

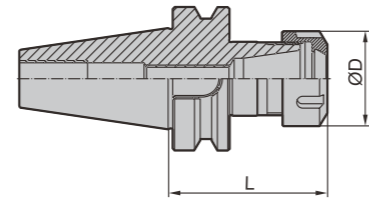


型号	锥度号	基本尺寸(mm)		标准配置	选购附件					重量(kg)
		ØD	L		螺母	精密级卡簧	高精密级卡簧	机械式密封卡簧	攻丝卡簧	
BT30-ER16-80H	30	28	80	Hi-Q/ER16	ER16-□□A	ER16-□□UP	ER16-□□DM	ER16-□□GB	E16P	0.57
BT30-ER16-100H	30	28	100	Hi-Q/ER16	ER16-□□A	ER16-□□UP	ER16-□□DM	ER16-□□GB	E16P	0.67
BT30-ER20-70H	30	34	70	Hi-Q/ER20	ER20-□□A	ER20-□□UP	ER20-□□DM	ER20-□□GB	E20P	0.57
BT30-ER20-100H	30	34	100	Hi-Q/ER20	ER20-□□A	ER20-□□UP	ER20-□□DM	ER20-□□GB	E20P	0.75
BT30-ER25-60H	30	42	62.5	Hi-Q/ER25	ER25-□□A	ER25-□□UP	ER25-□□DM	ER25-□□GB	E25	0.57
BT30-ER25-100H	30	42	100	Hi-Q/ER25	ER25-□□A	ER25-□□UP	ER25-□□DM	ER25-□□GB	E25	0.79
BT40-ER11-100H	40	19	100	Hi-Q/ER11	ER11-□□A	ER11-□□UP	ER11-□□DM	ER11-□□GB	E11P	1.16
BT40-ER16-70H	40	28	70	Hi-Q/ER16	ER16-□□A	ER16-□□UP	ER16-□□DM	ER16-□□GB	E16P	1.12
BT40-ER16-100H	40	28	100	Hi-Q/ER16	ER16-□□A	ER16-□□UP	ER16-□□DM	ER16-□□GB	E16P	1.24
BT40-ER16-160H	40	28	160	Hi-Q/ER16	ER16-□□A	ER16-□□UP	ER16-□□DM	ER16-□□GB	E16P	1.33
BT40-ER20-70H	40	34	70	Hi-Q/ER20	ER20-□□A	ER20-□□UP	ER20-□□DM	ER20-□□GB	E20P	1.13
BT40-ER20-100H	40	34	100	Hi-Q/ER20	ER20-□□A	ER20-□□UP	ER20-□□DM	ER20-□□GB	E20P	1.22
BT40-ER20-160H	40	34	160	Hi-Q/ER20	ER20-□□A	ER20-□□UP	ER20-□□DM	ER20-□□GB	E20P	1.74
BT40-ER25-70H	40	42	70	Hi-Q/ER25	ER25-□□A	ER25-□□UP	ER25-□□DM	ER25-□□GB	E25	1.20
BT40-ER25-100H	40	42	100	Hi-Q/ER25	ER25-□□A	ER25-□□UP	ER25-□□DM	ER25-□□GB	E25	1.49
BT40-ER25-160H	40	42	160	Hi-Q/ER25	ER25-□□A	ER25-□□UP	ER25-□□DM	ER25-□□GB	E25	1.54
BT40-ER32-70H	40	50	70	Hi-Q/ER32	ER32-□□A	ER32-□□UP	ER32-□□DM	ER32-□□GB	E32	1.25
BT40-ER32-100H	40	50	100	Hi-Q/ER32	ER32-□□A	ER32-□□UP	ER32-□□DM	ER32-□□GB	E32	1.53
BT40-ER32-160H	40	50	160	Hi-Q/ER32	ER32-□□A	ER32-□□UP	ER32-□□DM	ER32-□□GB	E32	1.74
BT40-ER40-80H	40	63	80	Hi-Q/ER40	ER40-□□A	ER40-□□UP	ER40-□□DM	ER40-□□GB	E40	1.46
BT40-ER40-100H	40	63	100	Hi-Q/ER40	ER40-□□A	ER40-□□UP	ER40-□□DM	ER40-□□GB	E40	1.79
BT40-ER40-160H	40	63	160	Hi-Q/ER40	ER40-□□A	ER40-□□UP	ER40-□□DM	ER40-□□GB	E40	2.66

### ★ 刀具附件 Spare parts

附件名	精密级卡簧	高精密级卡簧	机械式密封卡簧	攻丝卡簧	扳手

## ■ 弹簧夹头刀柄(BT)

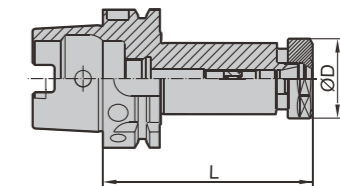


型号	锥度号	基本尺寸(mm)		标准配置	选购附件					重量(kg)
		ØD	L	螺母	精密级卡簧	高精密级卡簧	机械式密封卡簧	攻丝卡簧	扳手	
BT50-ER16-100H	50	28	100	Hi-Q/ER16	ER16-□□A	ER16-□□UP	ER16-□□DM	ER16-□□GB	E16P	3.50
BT50-ER16-160H	50	28	160	Hi-Q/ER16	ER16-□□A	ER16-□□UP	ER16-□□DM	ER16-□□GB	E16P	4.35
BT50-ER20-70H	50	34	70	Hi-Q/ER20	ER20-□□A	ER20-□□UP	ER20-□□DM	ER20-□□GB	E20P	3.60
BT50-ER20-100H	50	34	100	Hi-Q/ER20	ER20-□□A	ER20-□□UP	ER20-□□DM	ER20-□□GB	E20P	3.75
BT50-ER32-100H	50	50	100	Hi-Q/ER32	ER32-□□A	ER32-□□UP	ER32-□□DM	ER32-□□GB	E32	4.20
BT50-ER32-160H	50	50	160	Hi-Q/ER32	ER32-□□A	ER32-□□UP	ER32-□□DM	ER32-□□GB	E32	4.95
BT50-ER40-100H	50	63	100	Hi-Q/ER40	ER40-□□A	ER40-□□UP	ER40-□□DM	ER40-□□GB	E40	4.34
BT50-ER40-160H	50	63	100	Hi-Q/ER40	ER40-□□A	ER40-□□UP	ER40-□□DM	ER40-□□GB	E40	5.15

### ★ 刀具附件 Spare parts

附件名	精密级卡簧	高精密级卡簧	机械式密封卡簧	攻丝卡簧	扳手

## ■ 弹簧夹头刀柄(HSK)

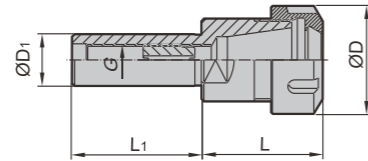


型号	基本尺寸(mm)		标准配置	选购附件					重量(kg)
	ØD	L	螺母	精密级卡簧	高精密级卡簧	机械式密封卡簧	攻丝卡簧	扳手	
HSK-A40-ER16-80H	28	80	Hi-Q/ER16	ER16-□□A	ER16-□□UP	ER16-□□DM	ER16-□□GB	E16P	0.35
HSK-A40-ER25-80H	42	80	Hi-Q/ER25	ER25-□□A	ER25-□□UP	ER25-□□DM	ER25-□□GB	E25	0.51
HSK-A50-ER16-100H	28	100	Hi-Q/ER16	ER16-□□A	ER16-□□UP	ER16-□□DM	ER16-□□GB	E16P	0.69
HSK-A50-ER25-80H	42	80	Hi-Q/ER25	ER25-□□A	ER25-□□UP	ER25-□□DM	ER25-□□GB	E25	0.68
HSK-A50-ER32-100H	50	100	Hi-Q/ER32	ER32-□□A	ER32-□□UP	ER32-□□DM	ER32-□□GB	E32	0.93
HSK-A63-ER11-100H	19	100	Hi-Q/ER11	ER11-□□A	ER11-□□UP	ER11-□□DM	ER11-□□GB	E11P	0.88
HSK-A63-ER16-80H	28	80	Hi-Q/ER16	ER16-□□A	ER16-□□UP	ER16-□□DM	ER16-□□GB	E16P	0.87
HSK-A63-ER16-100H	28	100	Hi-Q/ER16	ER16-□□A	ER16-□□UP	ER16-□□DM	ER16-□□GB	E16P	0.96
HSK-A63-ER20-75H	34	75	Hi-Q/ER20	ER20-□□A	ER20-□□UP	ER20-□□DM	ER20-□□GB	E20P	0.80
HSK-A63-ER25-80H	42	80	Hi-Q/ER25	ER25-□□A	ER25-□□UP	ER25-□□DM	ER25-□□GB	E25	0.93
HSK-A63-ER25-160H	42	160	Hi-Q/ER25	ER25-□□A	ER25-□□UP	ER25-□□DM	ER25-□□GB	E25	1.37
HSK-A63-ER32-80H	50	80	Hi-Q/ER32	ER32-□□A	ER32-□□UP	ER32-□□DM	ER32-□□GB	E32	1.04
HSK-A63-ER32-100H	50	100	Hi-Q/ER32	ER32-□□A	ER32-□□UP	ER32-□□DM	ER32-□□GB	E32	1.19
HSK-A63-ER32-160H	50	160	Hi-Q/ER32	ER32-□□A	ER32-□□UP	ER32-□□DM	ER32-□□GB	E32	1.53
HSK-A63-ER40-120H	63	120	Hi-Q/ER40	ER40-□□A	ER40-□□UP	ER40-□□DM	ER40-□□GB	E40	1.80
HSK-A63-ER40-160H	63	160	Hi-Q-ER40	ER40-□□A	ER40-□□UP	ER40-□□DM	ER40-□□GB	E40	2.26

### ★ 刀具附件 Spare parts

附件名	精密级卡簧	高精密级卡簧	机械式密封卡簧	攻丝卡簧	扳手

### ■ 接长杆

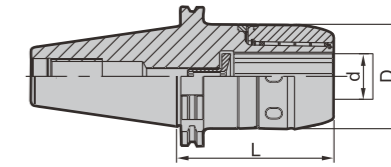


型号	基本尺寸(mm)					标准配置 螺母	选购附件 扳手	重量 (kg)
	ØD	ØD1	L	L1	G			
G16-ER16-60H	28	16	36.5	60	M8×1	Hi-Q/ER16	E16P	0.18
G20-ER16-50H	28	20	30.5	50	M12×1	Hi-Q/ER16	E16P	0.18
G20-ER16-100H	28	20	30.5	100	M12×1	Hi-Q/ER16	E16P	0.26
G20-ER25-50H	42	20	47.0	50	M12×1	Hi-Q/ER25	E25	0.33
G20-ER25-100H	42	20	47.0	100	M12×1	Hi-Q/ER25	E25	0.42
G25-ER25-50H	42	25	47.0	50	M18×1	Hi-Q/ER25	E25	0.37
G25-ER25-100H	42	25	47.0	100	M18×1	Hi-Q/ER25	E25	0.47
G25-ER32-50H	50	25	54.0	50	M18×1.5	Hi-Q/ER32	E32	0.51

#### ★ 刀具附件 Spare parts

附件名	精密级卡簧	高精密级卡簧	机械式密封卡簧	攻丝卡簧	扳手

### ■ 强力铣夹头刀柄(JT)



型号	锥度号	基本尺寸(mm)			直筒夹套	扳手
		d	D	L		
JT40-ZC20-110L	40	20	58	110	ZC20L-	WZC20-L
JT40-ZC20-160L				160		
JT50-ZC20-110L	50	20	58	110	ZC25L-	WZC25-L
JT50-ZC20-160L				160		
JT40-ZC25-110L	40	25	65	110	ZC32L-	WZC32-L
JT40-ZC25-160L				160		
JT50-ZC25-110L	50	25	65	110	ZC40L-	WZC40-L
JT50-ZC25-160L				160		
JT40-ZC32-110L	40	32	73	110	ZC50L-	WZC50-L
JT50-ZC32-110L				110		
JT50-ZC32-160L	50	160				
JT60-ZC32-130L	60	130				
JT50-ZC40-120L	50	40	88	120	ZC50L-	WZC50-L
JT50-ZC40-160L				160		
JT60-ZC40-130L	60	130				
JT50-ZC50-140L	50	50	105	140		
JT60-ZC50-140L				140		

#### ★ 刀具附件 Spare parts

附件名	直筒夹套	扳手

## 强力铣夹头刀柄(BT)




型号	锥度号	基本尺寸(mm)			直筒夹套	扳手
		d	D	L		
BT40-ZC20-110L	40	20	58	110	ZC20L-	WZC20-L
BT40-ZC20-160L				160		
BT50-ZC20-110L	50	20	58	110	ZC20L-	WZC20-L
BT50-ZC20-160L				160		
BT40-ZC25-110L	40	25	65	110	ZC25L-	WZC25-L
BT40-ZC25-160L				160		
BT50-ZC25-110L	50	25	65	110	ZC25L-	WZC25-L
BT50-ZC25-160L				160		
BT40-ZC32-110L	40	32	73	110	ZC32L-	WZC32-L
BT50-ZC32-110L				160		
BT50-ZC32-160L	50	32	73	160	ZC32L-	WZC32-L
BT60-ZC32-130L	60	40	88	130	ZC40L-	WZC40-L
BT50-ZC40-120L	50			120		
BT50-ZC40-160L	50	40	88	160	ZC40L-	WZC40-L
BT60-ZC40-130L	60	50	105	130	ZC50L-	WZC50-L
BT50-ZC50-140L	50			140		
BT60-ZC50-140L	60	50	105	140	ZC50L-	WZC50-L

### ★ 刀具附件 Spare parts


附件名	直筒夹套	扳手

## 侧固式刀柄(JT)




型号	锥度号	夹持柄径 ødm	基本尺寸(mm)		标准配置		型式	重量 (kg)
			ØD	L	螺钉 (GB77-85)	扳手		
JT30-XP12-50	30	12	42	50	M12×16	WH60L	A	0.60
JT30-XP16-75	30	16	48	75	M14×16	WH60L	A	0.80
JT30-XP20-75	30	20	52	75	M16×16	WH80L	A	0.98
JT40-XP12-50	40	12	42	50	M12×16	WH60L	A	1.10
JT40-XP16-63	40	16	48	63	M14×16	WH60L	A	1.30
JT40-XP20-63	40	20	52	63	M16×16	WH80L	A	1.30
JT40-XP25-100	40	25	65	100	M18(×2)×20	WH100L	B	2.30
JT40-XP32-100	40	32	72	100	M20(×2)×20	WH100L	B	2.50
JT50-XP12-63	50	12	42	63	M12×16	WH60L	A	3.00
JT50-XP16-63	50	16	48	63	M14×16	WH60L	A	3.00
JT50-XP20-63	50	20	52	63	M16×16	WH80L	A	3.10
JT50-XP25-100	50	25	65	100	M18(×2)×20	WH100L	B	4.20
JT50-XP32-100	50	32	72	100	M20(×2)×20	WH100L	B	4.50
JT50-XP40-100	50	40	80	100	M20(×2)×20	WH100L	B	4.70
JT60-XP25-100	60	25	65	100	M18x(2)x16	WH100L	B	12.76
JT60-XP32-100	60	32	72	100	M20x(2)x20	WH100L	B	12.96
JT60-XP40-115	60	40	80	115	M20x(2)x20	WH100L	B	13.88
JT60-XP50-125	60	50	90	125	M24x(2)x20	WH120L	B	14.61
JT60-XP63-150	60	63	120	150	M24x(2)x20	WH120L	B	19.65

### 侧固式刀柄(BT)



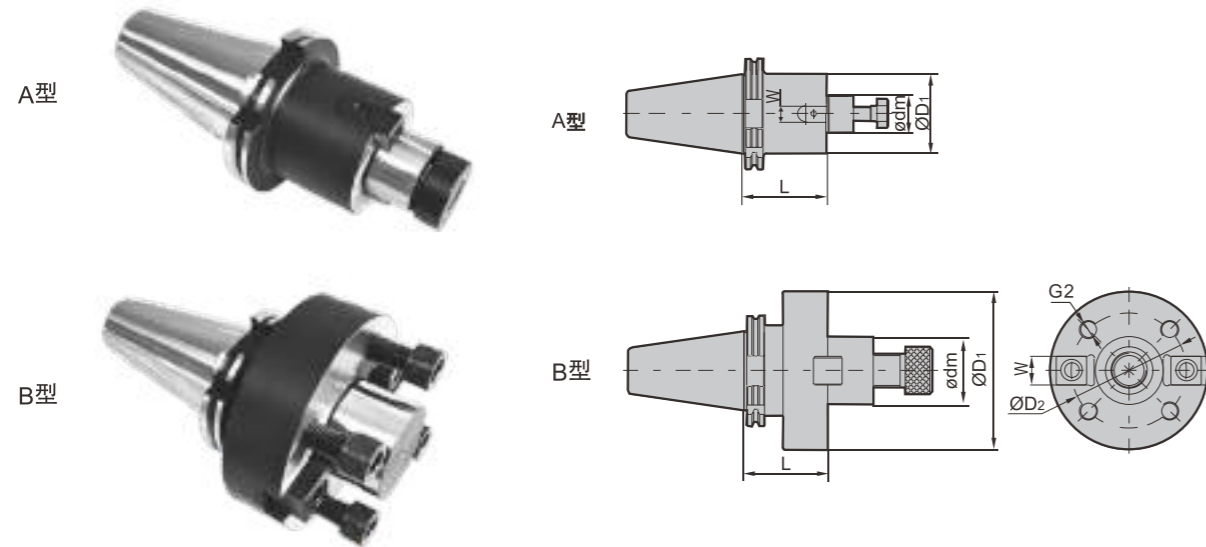
型号	锥度号	夹持柄径 ødm	基本尺寸(mm)		标准配置		型式	重量 (kg)
			ØD	L	螺钉 (GB77-85)	扳手		
BT30-XP12-50	30	12	42	50	M12×16	WH60L	A	0.67
BT30-XP16-75	30	16	48	75	M14×16	WH60L	A	0.92
BT30-XP20-75	30	20	52	75	M16×16	WH80L	A	1.07
BT40-XP12-63	40	12	42	63	M12×16	WH60L	A	1.30
BT40-XP16-63	40	16	48	63	M14×16	WH60L	A	1.40
BT40-XP20-63	40	20	52	63	M16×16	WH80L	A	1.40
BT40-XP25-90	40	25	65	90	M18(×2)×20	WH100L	B	2.20
BT40-XP32-100	40	32	72	100	M20(×2)×20	WH100L	B	2.70
BT50-XP12-80	50	12	42	80	M12×16	WH60L	A	4.00
BT50-XP16-80	50	16	48	80	M14×16	WH60L	A	4.00
BT50-XP20-80	50	20	52	80	M16×16	WH80L	A	4.10
BT50-XP25-100	50	25	65	100	M18(×2)×20	WH100L	B	4.70
BT50-XP25-165	50	25	65	165	M18(×2)×20	WH100L	B	4.95
BT50-XP32-105	50	32	72	105	M20(×2)×20	WH100L	B	5.10
BT50-XP32-165	50	32	72	165	M20(×2)×20	WH100L	B	6.08
BT50-XP40-125	50	40	80	125	M20(×2)×20	WH100L	B	6.45
BT60-XP25-110	60	25	65	110	M18x(2)x16	WH100L	B	16.32
BT60-XP32-125	60	32	72	125	M20x(2)x20	WH100L	B	15.52
BT60-XP40-125	60	40	80	125	M20x(2)x20	WH100L	B	17.44
BT60-XP50-150	60	50	90	150	M24x(2)x20	WH120L	B	18.17
BT60-XP63-180	60	63	120	180	M24x(2)x20	WH120L	B	23.21

### 侧固式刀柄(HSK)



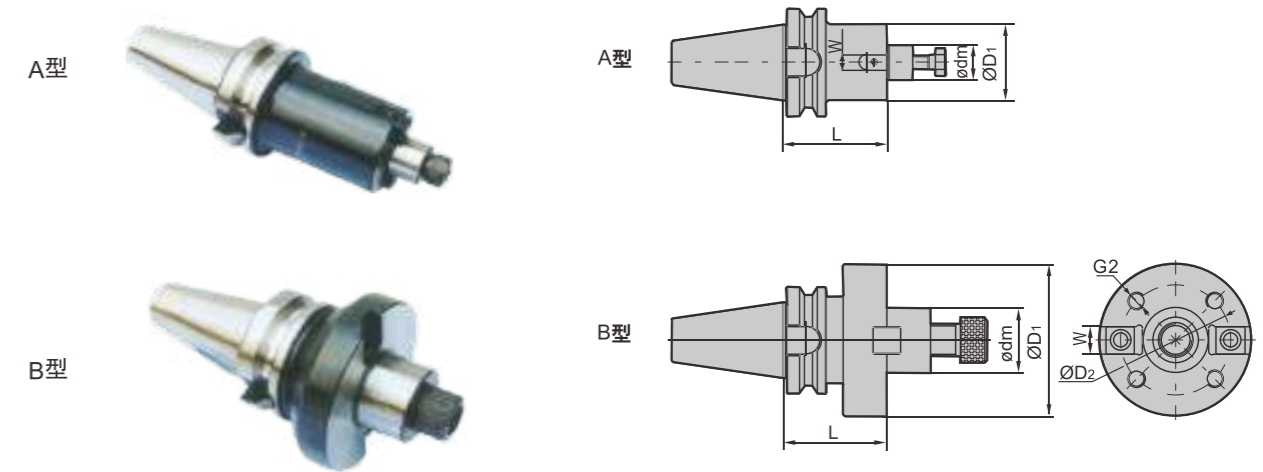
型号	夹持柄径 ødm	基本尺寸(mm)		标准配置 扳手	型式	重量 (kg)
		ØD	L			
HSK-A40-XP12-70	12	42	70	WH40L	A	0.61
HSK-A40-XP16-75	16	48	75	WH40L	A	0.64
HSK-A50-XP12-80	12	42	80	WH50L	A	0.90
HSK-A50-XP16-80	16	48	80	WH50L	A	0.97
HSK-A50-XP20-80	20	52	80	WH50L	A	1.68
HSK-A63-XP12-80	12	42	80	WH63L	A	1.15
HSK-A63-XP16-80	16	48	80	WH63L	A	1.29
HSK-A63-XP20-80	20	52	80	WH63L	A	1.36
HSK-A63-XP25-110	25	65	110	WH63L	B	2.29
HSK-A63-XP32-110	32	72	110	WH63L	B	2.58

### ■ 套式铣刀柄(JT)



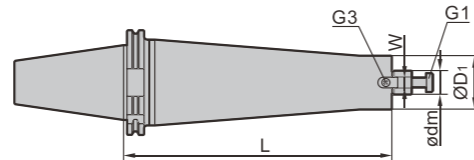
型号	锥度号	定位轴径 ødm	基本尺寸(mm)				标准配置						型式	重量 (kg)
							螺钉 G1	垫片	螺钉G2 (GB70-85)	扳手	键	螺钉G3 (GB70-85)		
			ØD1	L	ØD2	W 键宽								
JT30-XM22-45	30	22	45	45	-	10	LDZ22	-	-	WH80L	CJ10	M4X12	A	1.20
JT30-XM27-60	30	27	60	60	-	12	LDZ27	DZ27	-	WH80L	CJ12	M4X12	A	1.25
JT40-XM22-75	40	22	45	75	-	10	LDZ22	-	-	WH80L	CJ10	M4X12	A	1.49
JT40-XM27-75	40	27	60	75	-	12	LDZ27	DZ27	-	WH100L	CJ12	M4X12	A	1.86
JT40-XM32-75	40	32	70	75	-	14	LDZ32	DZ32	-	WH100L	CJ14	M5X15	A	2.22
JT40-XM40-60	40	40	100	60	66.7	16	LDZ40	DZ40	M12×40	WH100L WH170L	CJ16	M5X16	B	2.40
JT50-XM22-75	50	22	50	75	-	10	LDZ22	-	-	WH80L	CJ10	M4X12	A	3.30
JT50-XM27-75	50	27	60	75	-	12	LDZ27	DZ27	-	WH100L	CJ12	M4X12	A	3.66
JT50-XM32-75	50	32	70	75	-	14	LDZ32	DZ32	-	WH100L	CJ14	M5X15	A	3.84
JT50-XM40-75	50	40	100	75	66.7	16	LDZ40	DZ40	M12×40	WH100L WH170L	CJ16	M5X16	B	5.90
JT50-XM60-75	50	60	137	75	101.6	25.4	-	-	M16×45	WH140L	CJ25.4	M12X25	B	6.10
JT60-XM32-75	60	32	70	75	-	14	LDZ32	DZ32	-	WH140L	CJ14	M5x15	A	13.19
JT60-XM40-90	60	40	70	90	-	16	LDZ40	DZ40	-	WH170L	CJ16	M5x20	A	14.70
JT60-XM50-120	60	50	90	120	-	18	LDZ50	-	-	WH190L	CJ18	M6x25	A	14.80
JT60-XM40-75	60	40	90	75	66.7	16	LDZ40	DZ40	M12x45	WH170L WH100L	CJ16	M5x15	B	21.80
JT60-XM60-75	60	60	140	75	101.6	25.4	-	-	M16x45	WH140L	CJ25.4	M12x25	B	21.50

### ■ 套式铣刀柄(BT)



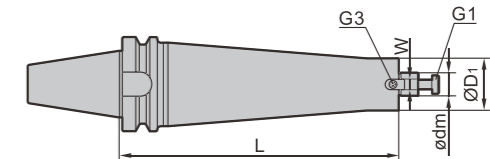
型号	锥度号	定位轴径 ødm	基本尺寸(mm)				标准配置						型式	重量 (kg)
							螺钉 G1	垫片	螺钉G2 (GB70-85)	扳手	键	螺钉G3 (GB70-85)		
			ØD1	L	ØD2	W 键宽								
BT30-XM22-45	30	22	45	45	-	10	LDZ22	-	-	WH80L	CJ10	M4X12	A	1.35
BT30-XM27-45	30	27	60	45	-	12	LDZ27	DZ27	-	WH100L	CJ12	M4X12	A	1.40
BT40-XM22-75	40	22	50	75	-	10	LDZ22	-	-	WH80L	CJ10	M4X12	A	1.49
BT40-XM27-75	40	27	60	75	-	12	LDZ27	DZ27	-	WH100L	CJ12	M4X12	A	1.86
BT40-XM32-75	40	32	70	75	-	14	LDZ32	DZ32	-	WH100L	CJ14	M5X15	A	2.22
BT40-XM40-50	40	40	100	50	66.7	16	LDZ40	DZ40	M12×40	WH100L WH170L	CJ16	M5X16	B	2.00
BT50-XM22-75	50	22	50	75	-	10	LDZ22	-	-	WH80L	CJ10	M4X12	A	3.30
BT50-XM27-75	50	27	60	75	-	12	LDZ27	DZ27	-	WH100L	CJ12	M4X12	A	3.66
BT50-XM32-75	50	32	70	75	-	14	LDZ32	DZ32	-	WH100L	CJ14	M5X15	A	3.84
BT50-XM40-75	50	40	100	75	66.7	16	LDZ40	DZ40	M12×40	WH100L WH170L	CJ16	M5X16	B	5.36
BT50-XM60-75	50	60	137	75	101.6	25.4	-	-	M16×45	WH140L	CJ25.4	M12X25	B	8.60
BT60-XM32-75	60	32	70	75	-	14	LDZ32	DZ32	-	WH140L	CJ14	M5x15	A	16.75
BT60-XM40-90	60	40	70	90	-	16	LDZ40	DZ40	-	WH170L	CJ16	M5x20	A	18.27
BT60-XM50-120	60	50	90	120	-	18	LDZ50	-	-	WH190L	CJ18	M6x25	A	18.36
BT60-XM40-75	60	40	90	75	66.7	16	LDZ40	DZ40	M12x45	WH170L WH100L	CJ16	M5x16	B	25.36
BT60-XM60-75	60	60	140	75	101.6	25.4	-	-	M16x45	WH140L	CJ25.4	M12x25	B	25.06

## ■ 加长型套式铣刀柄(JT)



型号	锥度号	定位轴径 ødm	基本尺寸(mm)			标准配置				重量 (kg)
						螺钉 G1	扳手	键	螺钉G3 (GB70-85)	
			ØD <sub>1</sub>	L	W 键宽					
JT40-XM22-120	40	22	45	120	10	LDZ22	WH80L	CJ10	M4X12	2.30
JT40-XM22-150	40	22	45	150	10	LDZ22	WH80L	CJ10	M4X12	2.50
JT40-XM22-200	40	22	45	200	10	LDZ22	WH80L	CJ10	M4X12	4.35
JT50-XM22-120	50	22	45	120	10	LDZ22	WH80L	CJ10	M4X12	6.35
JT50-XM22-150	50	22	45	150	10	LDZ22	WH80L	CJ10	M4X12	6.80
JT50-XM22-200	50	22	45	200	10	LDZ22	WH80L	CJ10	M4X12	7.45
JT50-XM22-250	50	22	45	250	10	LDZ22	WH80L	CJ10	M4X12	7.80

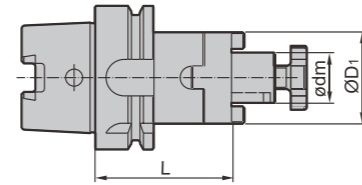
## ■ 加长型套式铣刀柄(BT)



型号	锥度号	定位轴径 ødm	基本尺寸(mm)			标准配置				重量 (kg)
						螺钉 G1	扳手	键	螺钉G3 (GB70-85)	
			ØD <sub>1</sub>	L	W 键宽					
BT40-XM22-120	40	22	50	120	10	LDZ22	WH80L	CJ10	M4X12	2.43
BT40-XM22-150	40	22	50	150	10	LDZ22	WH80L	CJ10	M4X12	2.65
BT40-XM22-200	40	22	50	200	10	LDZ22	WH80L	CJ10	M4X12	4.50
BT50-XM22-120	50	22	50	120	10	LDZ22	WH80L	CJ10	M4X12	6.55
BT50-XM22-150	50	22	50	150	10	LDZ22	WH80L	CJ10	M4X12	6.90
BT50-XM22-200	50	22	50	200	10	LDZ22	WH80L	CJ10	M4X12	7.55
BT50-XM22-250	50	22	50	250	10	LDZ22	WH80L	CJ10	M4X12	8.15
BT50-XM32-200	50	32	70	200	14	LDZ32	WH100L	CJ14	M5X15	7.85



### ■ 套式铣刀柄(HSK)



型号	定位轴径 Ødm	基本尺寸(mm)		选购附件 扳手	重量 (kg)
		ØD <sub>1</sub>	L		
HSK-A40-XM22-50	22	40	50	FDS22	0.61
HSK-A50-XM22-50	22	40	50	FDS22	0.73
HSK-A50-XM27-65	27	48	65	FDS27	1.03
HSK-A50-XM32-65	32	58	65	FDS32	1.22
HSK-A63-XM22-60	22	40	60	FDS22	1.08
HSK-A63-XM27-60	27	48	60	FDS27	1.28
HSK-A63-XM32-60	32	58	60	FDS32	1.52
HSK-A63-XM40-70	40	70	70	FDS40	2.15

#### ★ 刀具附件 Spare parts

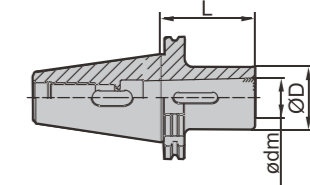
附件名	扳手

### ■ 有扁尾莫氏锥柄(JT)

A型



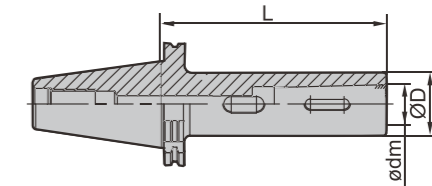
A型



B型



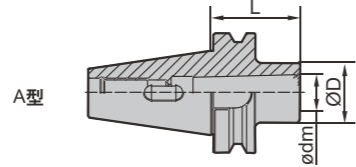
B型



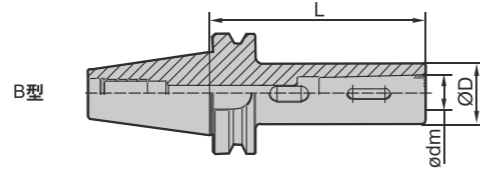
型号	锥度号	莫氏 圆锥孔	对应安装 钻头直径 (mm)	基本尺寸(mm)			型式	重量 (kg)
				ØD	Ødm	L		
JT40-M1-50	40	MT1	3-14	25	12.065	50	A	0.90
JT40-M1-120	40	MT1	3-14	25	12.065	120	B	1.20
JT40-M2-50	40	MT2	14-23	32	17.78	50	A	0.90
JT40-M2-120	40	MT2	14-23	32	17.78	120	B	1.60
JT40-M3-70	40	MT3	23-32	40	23.825	70	A	1.10
JT40-M3-135	40	MT3	23-32	40	23.825	135	B	2.20
JT40-M4-95	40	MT4	32-50	63	31.267	95	A	1.90
JT40-M4-165	40	MT4	32-50	63	31.267	165	B	2.80
JT50-M1-45	50	MT1	3-14	25	12.065	45	A	2.70
JT50-M1-120	50	MT1	3-14	25	12.065	120	B	4.50
JT50-M1-180	50	MT1	3-14	25	12.065	180	B	4.72
JT50-M2-60	50	MT2	14-23	32	17.78	60	A	2.70
JT50-M2-135	50	MT2	14-23	32	17.78	135	B	3.70
JT50-M2-180	50	MT2	14-23	32	17.78	180	B	3.96
JT50-M3-65	50	MT3	23-32	40	23.825	65	A	2.80
JT50-M3-150	50	MT3	23-32	40	23.825	150	B	4.30
JT50-M3-180	50	MT3	23-32	40	23.825	180	B	4.56
JT50-M4-95	50	MT4	32-50	48	31.267	95	A	3.10
JT50-M4-180	50	MT4	32-50	48	31.267	180	B	5.40
JT50-M5-105	50	MT5	50-75	63	44.399	105	A	3.20
JT60-M3-190	60	MT3	23-32	40	23.825	190	B	10.10
JT60-M3-250	60	MT3	23-32			250		10.30
JT60-M4-210	60	MT4	32-50	50	31.267	210		10.60
JT60-M4-270	60	MT4	32-50			270	10.80	
JT60-M5-240	60	MT5	50-75	63	44.399	240	12.40	
JT60-M5-300	60	MT5	50-75			300		13.00
JT60-M6-170	60	MT6	77-100	90	63.348	170	A	12.50
JT60-M6-310	60	MT6	77-100			310	B	15.40

### ■ 有扁尾莫氏锥柄(BT)

A型

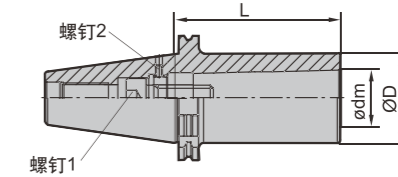


B型



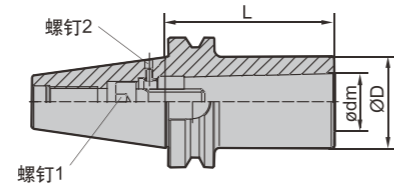
型号	锥度号	莫氏圆锥孔	对应安装钻头直径(mm)	基本尺寸(mm)			型式	重量(kg)
				ØD	Ødm	L		
BT40-M1-50	40	MT1	3-14	25	12.065	50	A	1.10
BT40-M1-120	40	MT1	3-14	25	12.065	120	B	1.20
BT40-M2-50	40	MT2	14-23	32	17.78	50	A	1.10
BT40-M2-120	40	MT2	14-23	32	17.78	120	B	1.60
BT40-M3-70	40	MT3	23-32	40	23.825	70	A	1.20
BT40-M3-135	40	MT3	23-32	40	23.825	135	B	2.20
BT40-M4-95	40	MT4	32-50	63	31.267	95	A	2.10
BT40-M4-165	40	MT4	32-50	63	31.267	165	B	2.80
BT50-M1-45	50	MT1	3-14	25	12.065	45	A	3.60
BT50-M1-120	50	MT1	3-14	25	12.065	120	B	4.50
BT50-M1-180	50	MT1	3-14	25	12.065	180	B	4.72
BT50-M2-60	50	MT2	14-23	32	17.78	60	A	3.60
BT50-M2-135	50	MT2	14-23	32	17.78	135	B	3.70
BT50-M2-180	50	MT2	14-23	32	17.78	180	B	3.96
BT50-M3-65	50	MT3	23-32	40	23.825	65	A	3.60
BT50-M3-150	50	MT3	23-32	40	23.825	150	B	4.30
BT50-M3-180	50	MT3	23-32	40	23.825	180	B	4.56
BT50-M4-95	50	MT4	32-50	48	31.267	95	A	3.80
BT50-M4-180	50	MT4	32-50	48	31.267	180	B	5.40
BT50-M5-105	50	MT5	50-75	63	44.399	105	A	3.80
BT60-M3-190	60	MT3	23-32	40	23.825	190	B	13.66
BT60-M3-250	60	MT3	23-32	40	23.825	250		13.86
BT60-M4-210	60	MT4	32-50	50	31.267	210	B	14.16
BT60-M4-270	60	MT4	32-50	50	31.267	270		14.36
BT60-M5-240	60	MT5	50-75	63	44.399	240	B	15.96
BT60-M5-300	60	MT5	50-75	63	44.399	300		16.56
BT60-M6-170	60	MT6	77-100	90	63.348	170	A	16.06
BT60-M6-310	60	MT6	77-100	90	63.348	310	B	18.96

### ■ 无扁尾莫氏锥柄(JT)



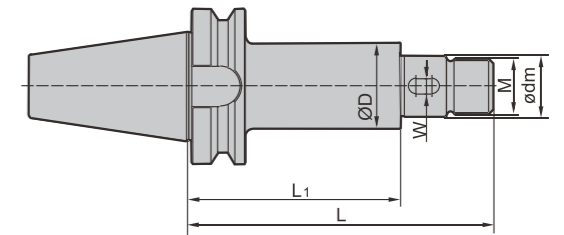
型号	锥度号	莫氏圆锥孔	对应安装铣刀直径(mm)	基本尺寸(mm)			标准配置			重量(kg)
				ØD	Ødm	L	螺钉1 (GB70-85)	扳手	螺钉2 (GB77-85)	
JT40-MW1-50	40	MT1	6-12	25	12.065	50	M6×25	WH50L	-	0.90
JT40-MW2-50	40	MT2	14-20	32	17.780	50	M10×25	WH70L	-	1.00
JT40-MW3-70	40	MT3	22-36	40	23.825	70	M12×40	WH80L	M6X8	1.10
JT40-MW4-95	40	MT4	32-56	63	31.267	95	M16×45	WH120L	M5×6	2.00
JT50-MW1-45	50	MT1	6-12	25	12.065	45	M6×30	WH50L	-	2.70
JT50-MW2-60	50	MT2	14-20	32	17.780	60	M10×45	WH80L	-	2.80
JT50-MW3-65	50	MT3	22-36	40	23.825	65	M12×40	WH100L	-	2.90
JT50-MW4-70	50	MT4	32-56	63	31.267	70	M16×40	WH120L	-	3.40
JT50-MW5-100	50	MT5	40-63	78	44.399	100	M20×50	WH140L	M6X10	4.20
JT60-MW3-100	60	MT3	22-36	40	23.825	100	M12x100	WH100L	-	9.70
JT60-MW4-100	60	MT4	32-56	63	31.267	100	M16x85	WH140L	-	9.87
JT60-MW5-100	60	MT5	40-63	78	44.399	100	M20x55	WH170L	M5x12	9.92
JT60-MW6-150	60	MT6	77-100	90	63.348	150	M24x60	WH170L	M5x12	12.10

## ■ 无扁尾莫氏锥柄(BT)



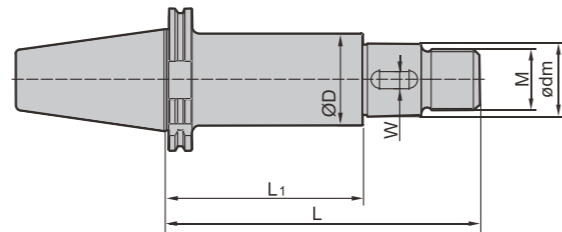
型号	锥度号	莫氏圆锥孔	对应安装铣刀直径(mm)	基本尺寸(mm)			标准配置			重量(kg)
				ØD	Ødm	L	螺钉1 (GB70-85)	扳手	螺钉2 (GB77-85)	
BT40-MW1-50	40	MT1	6-12	25	12.065	50	M6×25	WH50L	-	0.90
BT40-MW2-50	40	MT2	14-20	32	17.780	50	M10×25	WH70L	-	1.00
BT40-MW3-70	40	MT3	22-36	40	23.825	70	M12×40	WH80L	M6X8	2.00
BT40-MW4-95	40	MT4	32-56	63	31.267	95	M16×45	WH120L	M5×6	2.70
BT50-MW1-45	50	MT1	6-12	25	12.065	45	M6×30	WH50L	-	2.80
BT50-MW2-60	50	MT2	14-20	32	17.780	60	M10×45	WH80L	-	2.90
BT50-MW3-65	50	MT3	22-36	40	23.825	65	M12×40	WH100L	-	3.40
BT50-MW4-70	50	MT4	32-56	63	31.267	70	M16×40	WH120L	-	4.20
BT50-MW5-100	50	MT5	40-63	78	44.399	100	M20×50	WH140L	M6X10	9.70
BT60-MW3-100	60	MT3	22-36	40	23.825	100	M12×100	WH100L	-	13.26
BT60-MW4-100	60	MT4	32-56	63	31.267	100	M16×85	WH140L	-	13.43
BT60-MW5-100	60	MT5	40-63	78	44.399	100	M20×55	WH170L	M5x12	13.48
BT60-MW6-150	60	MT6	77-100	90	63.348	150	M24×60	WH170L	M5x12	15.66

## ■ 三面刃铣刀柄(JT)



型号	锥度号	基本尺寸(mm)					标准配置			重量(kg)
		ØD	Ødm	L <sub>1</sub>	L	W 键宽	螺母	键	垫圈	
JT40-XS27-75	40	40	27	75	130	7	M24X2	7×7×18	3J1-310-27	2.01
JT40-XS27-120	40	40	27	120	175	7	M24X2	7×7×18	3J1-310-27	2.65
JT40-XS32-90	40	46	32	90	150	8	M30X2	8×7×20	3J1-310-32	2.52
JT50-XS27-90	50	40	27	90	145	7	M24X2	7×7×18	3J1-310-27	3.93
JT50-XS27-135	50	40	27	135	190	7	M24X2	7×7×18	3J1-310-27	4.46
JT50-XS32-90	50	46	32	90	150	8	M30X2	8×7×20	3J1-310-32	5.51
JT50-XS32-135	50	46	32	135	195	8	M30X2	8×7×20	3J1-310-32	5.57
JT50-XS40-90	50	55	40	90	156	10	M36X3	10×8×20	3J1-310-40	5.34
JT50-XS40-135	50	55	40	135	201	10	M36X3	10×8×20	3J1-310-40	5.66
JT50-XS50-90	50	68	50	90	175	12	M42X3	12×8×32	3J1-310-50	6.10
JT50-XS50-135	50	68	50	135	220	12	M42X3	12×8×32	3J1-310-50	6.55
JT60-XS40-135	60	55	40	135	201	10	M36X3	10×8×20	3J1-310-40	14.69
JT60-XS50-135	60	68	50	135	220	12	M42X3	12×8×32	3J1-310-50	14.80
JT60-XS60-135	60	84	60	135	240	14	M56X3	14×9×40	3J1-310-60	15.42

### ■ 三面刃铣刀柄(BT)



型号	锥度号	基本尺寸(mm)					标准配置			重量(kg)
		ØD	Ødm	L <sub>1</sub>	L	W 键宽	螺母	键	垫圈	
BT40-XS27-75	40	40	27	75	130	7	M24X2	7×7×18	3J1-310-27	2.01
BT40-XS27-120	40	40	27	120	175	7	M24X2	7×7×18	3J1-310-27	2.65
BT40-XS32-90	40	46	32	90	150	8	M30X2	8×7×20	3J1-310-32	2.52
BT50-XS27-90	50	40	27	90	145	7	M24X2	7×7×18	3J1-310-27	3.93
BT50-XS27-135	50	40	27	135	190	7	M24X2	7×7×18	3J1-310-27	4.46
BT50-XS32-90	50	46	32	90	150	8	M30X2	8×7×20	3J1-310-32	5.51
BT50-XS32-135	50	46	32	135	195	8	M30X2	8×7×20	3J1-310-32	5.57
BT50-XS40-90	50	55	40	90	156	10	M36X3	10×8×20	3J1-310-40	5.34
BT50-XS40-135	50	55	40	135	201	10	M36X3	10×8×20	3J1-310-40	5.66
BT50-XS50-90	50	68	50	90	175	12	M42X3	12×8×32	3J1-310-50	6.10
BT50-XS50-135	50	68	50	135	220	12	M42X3	12×8×32	3J1-310-50	6.55
BT60-XS40-135	60	55	40	135	201	10	M36X3	10×8×20	3J1-310-40	18.25
BT60-XS50-135	60	68	50	135	220	12	M42X3	12×8×32	3J1-310-50	18.36
BT60-XS60-135	60	84	60	135	240	14	M56X3	14×9×40	3J1-310-60	18.98

### ■ ER卡簧(精密级)



ER11-□□A		ER16-□□A		ER20-□□A		ER25-□□A	
夹持范围(mm)	型号	夹持范围(mm)	型号	夹持范围(mm)	型号	夹持范围(mm)	型号
1.00-0.50	ER11-1A	1.00-0.50	ER16-1A	2.00-1.00	ER20-2A	2.00-1.00	ER25-2A
2.00-1.50	ER11-2A	2.00-1.00	ER16-2A	3.00-2.00	ER20-3A	3.00-2.00	ER25-3A
3.00-2.50	ER11-3A	3.00-2.00	ER16-3A	4.00-3.00	ER20-4A	4.00-3.00	ER25-4A
4.00-3.50	ER11-4A	4.00-3.00	ER16-4A	5.00-4.00	ER20-5A	5.00-4.00	ER25-5A
5.00-4.50	ER11-5A	5.00-4.00	ER16-5A	6.00-5.00	ER20-6A	6.00-5.00	ER25-6A
6.00-5.50	ER11-6A	6.00-5.00	ER16-6A	7.00-6.00	ER20-7A	7.00-6.00	ER25-7A
7.00-6.50	ER11-7A	7.00-6.00	ER16-7A	8.00-7.00	ER20-8A	8.00-7.00	ER25-8A
		8.00-7.00	ER16-8A	9.00-8.00	ER20-9A	9.00-8.00	ER25-9A
		9.00-8.00	ER16-9A	10.00-9.00	ER20-10A	10.00-9.00	ER25-10A
		10.00-9.00	ER16-10A	11.00-10.00	ER20-11A	11.00-10.00	ER25-11A
				12.00-11.00	ER20-12A	12.00-11.00	ER25-12A
				13.00-12.00	ER20-13A	13.00-12.00	ER25-13A
						14.00-13.00	ER25-14A
						15.00-14.00	ER25-15A
						16.00-15.00	ER25-16A
ER32-□□A							
夹持范围(mm)	型号	夹持范围(mm)	型号	夹持范围(mm)	型号	夹持范围(mm)	型号
3.00-2.00	ER32-3A	8.00-7.00	ER32-8A	13.00-12.00	ER32-13A	18.00-17.00	ER32-18A
4.00-3.00	ER32-4A	9.00-8.00	ER32-9A	14.00-13.00	ER32-14A	19.00-18.00	ER32-19A
5.00-4.00	ER32-5A	10.00-9.00	ER32-10A	15.00-14.00	ER32-15A	20.00-19.00	ER32-20A
6.00-5.00	ER32-6A	11.00-10.00	ER32-11A	16.00-15.00	ER32-16A		
7.00-6.00	ER32-7A	12.00-11.00	ER32-12A	17.00-16.00	ER32-17A		
ER40-□□A							
夹持范围(mm)	型号	夹持范围(mm)	型号	夹持范围(mm)	型号	夹持范围(mm)	型号
4.00-3.00	ER40-4A	10.00-9.00	ER40-10A	16.00-15.00	ER40-16A	22.00-21.00	ER40-22A
5.00-4.00	ER40-5A	11.00-10.00	ER40-11A	17.00-16.00	ER40-17A	23.00-22.00	ER40-23A
6.00-5.00	ER40-6A	12.00-11.00	ER40-12A	18.00-17.00	ER40-18A	24.00-23.00	ER40-24A
7.00-6.00	ER40-7A	13.00-12.00	ER40-13A	19.00-18.00	ER40-19A	25.00-24.00	ER40-25A
8.00-7.00	ER40-8A	14.00-13.00	ER40-14A	20.00-19.00	ER40-20A	26.00-25.00	ER40-26A
9.00-8.00	ER40-9A	15.00-14.00	ER40-15A	21.00-20.00	ER40-21A		

## ER卡簧(高精密级)



ER11-□□UP		ER16-□□UP		ER20-□□UP		ER25-□□UP	
夹持范围(mm)	型号	夹持范围(mm)	型号	夹持范围(mm)	型号	夹持范围(mm)	型号
1.00-0.50	ER11-1UP	1.00-0.50	ER16-1UP	2.00-1.00	ER20-2UP	2.00-1.00	ER25-2UP
2.00-1.50	ER11-2UP	2.00-1.00	ER16-2UP	3.00-2.00	ER20-3UP	3.00-2.00	ER25-3UP
3.00-2.50	ER11-3UP	3.00-2.00	ER16-3UP	4.00-3.00	ER20-4UP	4.00-3.00	ER25-4UP
4.00-3.50	ER11-4UP	4.00-3.00	ER16-4UP	5.00-4.00	ER20-5UP	5.00-4.00	ER25-5UP
5.00-4.50	ER11-5UP	5.00-4.00	ER16-5UP	6.00-5.00	ER20-6UP	6.00-5.00	ER25-6UP
6.00-5.50	ER11-6UP	6.00-5.00	ER16-6UP	7.00-6.00	ER20-7UP	7.00-6.00	ER25-7UP
7.00-6.50	ER11-7UP	7.00-6.00	ER16-7UP	8.00-7.00	ER20-8UP	8.00-7.00	ER25-8UP
		8.00-7.00	ER16-8UP	9.00-8.00	ER20-9UP	9.00-8.00	ER25-9UP
		9.00-8.00	ER16-9UP	10.00-9.00	ER20-10UP	10.00-9.00	ER25-10UP
		10.00-9.00	ER16-10UP	11.00-10.00	ER20-11UP	11.00-10.00	ER25-11UP
				12.00-11.00	ER20-12UP	12.00-11.00	ER25-12UP
				13.00-12.00	ER20-13UP	13.00-12.00	ER25-13UP
						14.00-13.00	ER25-14UP
						15.00-14.00	ER25-15UP
						16.00-15.00	ER25-16UP
ER32-□□UP							
夹持范围(mm)	型号	夹持范围(mm)	型号	夹持范围(mm)	型号	夹持范围(mm)	型号
3.00-2.00	ER32-3UP	8.00-7.00	ER32-8UP	13.00-12.00	ER32-13UP	18.00-17.00	ER32-18UP
4.00-3.00	ER32-4UP	9.00-8.00	ER32-9UP	14.00-13.00	ER32-14UP	19.00-18.00	ER32-19UP
5.00-4.00	ER32-5UP	10.00-9.00	ER32-10UP	15.00-14.00	ER32-15UP	20.00-19.00	ER32-20UP
6.00-5.00	ER32-6UP	11.00-10.00	ER32-11UP	16.00-15.00	ER32-16UP		
7.00-6.00	ER32-7UP	12.00-11.00	ER32-12UP	17.00-16.00	ER32-17UP		
ER40-□□UP							
夹持范围(mm)	型号	夹持范围(mm)	型号	夹持范围(mm)	型号	夹持范围(mm)	型号
4.00-3.00	ER40-4UP	10.00-9.00	ER40-10UP	16.00-15.00	ER40-16UP	22.00-21.00	ER40-22UP
5.00-4.00	ER40-5UP	11.00-10.00	ER40-11UP	17.00-16.00	ER40-17UP	23.00-22.00	ER40-23UP
6.00-5.00	ER40-6UP	12.00-11.00	ER40-12UP	18.00-17.00	ER40-18UP	24.00-23.00	ER40-24UP
7.00-6.00	ER40-7UP	13.00-12.00	ER40-13UP	19.00-18.00	ER40-19UP	25.00-24.00	ER40-25UP
8.00-7.00	ER40-8UP	14.00-13.00	ER40-14UP	20.00-19.00	ER40-20UP	26.00-25.00	ER40-26UP
9.00-8.00	ER40-9UP	15.00-14.00	ER40-15UP	21.00-20.00	ER40-21UP		

## 机械式密封卡簧(ER-DM)

适用于内冷刀具



ER16-□□DM		ER20-□□DM		ER25-□□DM		ER32-□□DM	
夹持范围(mm)	型号	夹持范围(mm)	型号	夹持范围(mm)	型号	夹持范围(mm)	型号
3.00 h9	ER16-3DM	3.00 h9	ER20-3DM	6.00 h9	ER25-6DM	6.00 h9	ER32-6DM
4.00 h9	ER16-4DM	4.00 h9	ER20-4DM	8.00-7.50	ER25-8DM	8.00-7.50	ER32-8DM
5.00-4.50	ER16-5DM	5.00 h9	ER20-5DM	10.00-9.50	ER25-10DM	10.00-9.50	ER32-10DM
6.00-5.50	ER16-6DM	6.00 h9	ER20-6DM	12.00-11.50	ER25-12DM	12.00-11.50	ER32-12DM
7.00-6.50	ER16-7DM	7.00-6.50	ER20-7DM	14.00-13.50	ER25-14DM	14.00-13.50	ER32-14DM
8.00-7.50	ER16-8DM	8.00-7.50	ER20-8DM	16.00-15.50	ER25-16DM	16.00-15.50	ER32-16DM
9.00-8.50	ER16-9DM	9.00-8.50	ER20-9DM			18.00-17.50	ER32-18DM
10.00-9.50	ER16-10DM	10.00-9.50	ER20-10DM			20.00-19.50	ER32-20DM
		11.00-10.50	ER20-11DM				
		12.00-11.50	ER20-12DM				
		13.00-12.50	ER20-13DM				

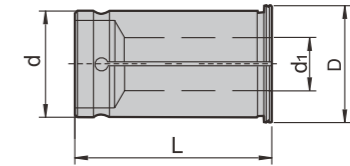
## ■ 刚性攻丝卡簧(ER-GB)



ER16-□□GB				ER20-□□GB				ER25-□□GB			
型号	丝锥柄径 (mm)	丝锥柄部四方尺寸 (mm)	适用标准	型号	丝锥柄径 (mm)	丝锥柄部四方尺寸 (mm)	适用标准	型号	丝锥柄径 (mm)	丝锥柄部四方尺寸 (mm)	适用标准
ER16-4GB	4.0	3.0	ISO,JIS	ER20-4GB	4.0	3.15/3.2	ISO, JIS	ER25-4GB	4.0	3.0	ISO,JIS
ER16-5GB	5.0	4.0	ISO,JIS	ER20-5GB	5.0	4.0	ISO, JIS	ER25-5GB	5.0	4.0	ISO,JIS
ER16-6GB	6.0	4.9	DIN	ER20-6GB	6.0	4.5/4.9	JIS/DIN	ER25-6GB	6.0	4.9	DIN
ER16-7GB	7.0	5.5	DIN,JIS	ER20-7GB	7.0	5.5	DIN, JIS	ER25-7GB	7.0	5.5	DIN,JIS
ER16-8GB	8.0	6.2/6.3	DIN,ISO	ER20-8GB	8.0	6.2/6.3	DIN, JIS	ER25-8GB	8.0	6.2/6.3	DIN,ISO
ER16-9GB	9.0	7.0/7.1	DIN,ISO	ER20-9GB	9.0	7.0/7.1	DIN, ISO	ER25-9GB	9.0	7.0/7.1	DIN,ISO
				ER20-10GB	10	8.0	DIN, ISO	ER25-10GB	10.0	8.0	DIN,ISO
				ER20-11GB	11	9.0	DIN	ER25-11GB	11.0	9.0	DIN
				ER20-12GB	12	9.0	DIN	ER25-12GB	12.0	9.0	DIN
								ER25-14GB	14.0	11.0/12.0	DIN,ISO,JIS
								ER25-15GB	15.0	12.0	JIS
								ER25-16GB	16.0	12.0	DIN
ER32-□□GB				ER40-□□GB							
型号	丝锥柄径 (mm)	丝锥柄部四方尺寸 (mm)	适用标准	型号	丝锥柄径 (mm)	丝锥柄部四方尺寸 (mm)	适用标准				
ER32-4GB	4.0	3.0	ISO,JIS	ER40-6GB	6.0	4.9	DIN				
ER32-5GB	5.0	4.0	ISO,JIS	ER40-7GB	7.0	5.5	DIN,JIS				
ER32-6GB	6.0	4.9	DIN	ER40-8GB	8.0	6.2/6.3	DIN,ISO				
ER32-7GB	7.0	5.5	DIN,JIS	ER40-9GB	9.0	7.0/7.1	DIN,ISO				
ER32-8GB	8.0	6.2/6.3	DIN,ISO	ER40-10GB	10.0	8.0	DIN,ISO				
ER32-9GB	9.0	7.0/7.1	DIN,ISO	ER40-11GB	11.0	9.0	DIN				
ER32-10GB	10.0	8.0	DIN,ISO	ER40-12GB	12.0	9.0	DIN				
ER32-11GB	11.0	9.0	DIN	ER40-14GB	14.0	11.0/12.0	DIN,ISO,JIS				
ER32-12GB	12.0	9.0	DIN	ER40-15GB	15.0	12.0	JIS				
ER32-14GB	14.0	11.0/11.2	DIN,ISO,JIS	ER40-16GB	16.0	12.0	DIN				
ER32-15GB	15.0	12.0	JIS	ER40-17GB	17.0	13.0	JIS				
ER32-16GB	16.0	12.0	DIN	ER40-18GB	18.0	14.0/14.5	DIN,ISO				
ER32-17GB	17.0	13.0	JIS	ER40-20GB	20.0	16.0	DIN,ISO				
ER32-18GB	18.0	14.0/14.5	DIN,ISO								
ER32-20GB	20.0	16.0	DIN,ISO								

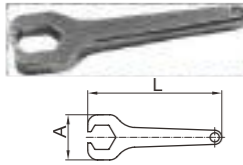
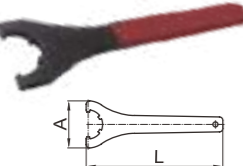
注：ER-GB刚性攻丝卡簧以DIN标准为主，订货时请确认柄径和丝锥柄部四方尺寸。

## ■ 强力铣夹头用直筒夹套




型号	基本尺寸(mm)				型号	基本尺寸(mm)						
	d	d1	D	L		d	d1	D	L			
ZC20L-4	20	4	23	53	ZC32L-16	32	16	36	65			
ZC20L-5		5			ZC32L-18		18					
ZC20L-6		6			ZC32L-20		20					
ZC20L-8		8			ZC32L-25		25					
ZC20L-10		10			ZC40L-6		6			40	44	74
ZC20L-12		12			ZC40L-8		8					
ZC20L-14		14			ZC40L-10		10					
ZC20L-16		16			ZC40L-12		12					
ZC20L-18		18			ZC40L-14		14					
ZC25L-4		25			4		28					
ZC25L-5	5		ZC40L-18	18								
ZC25L-6	6		ZC40L-20	20								
ZC25L-8	8		ZC40L-25	25								
ZC25L-10	10		ZC40L-32	32	50	55		85				
ZC25L-12	12		ZC50L-6	6								
ZC25L-14	14		ZC50L-8	8								
ZC25L-16	16		ZC50L-10	10								
ZC25L-18	18		ZC50L-12	12								
ZC25L-20	20		ZC50L-14	14								
ZC32L-5	32	5	36	65			ZC50L-16		16	55	85	
ZC32L-6		6					ZC50L-18		18			
ZC32L-8		8					ZC50L-20		20			
ZC32L-10		10					ZC50L-25		25			
ZC32L-12		12			ZC50L-32	32						
ZC32L-14		14			ZC50L-40	40						

### ■ 弹簧夹头刀柄用扳手

外形图	型号	基本尺寸(mm)	
		A	L
	E11P	32	95
	E16P	44	145
	E20P	52	170
	E25, WER25-S	65	210
	E32, WER32-S	75	250
	E40, WER40-S	90	290

### ■ HSK套式刀柄用扳手

外形图	型号	对应定位轴径
	FDS22	22
	FDS27	27
	FDS32	32
	FDS40	40

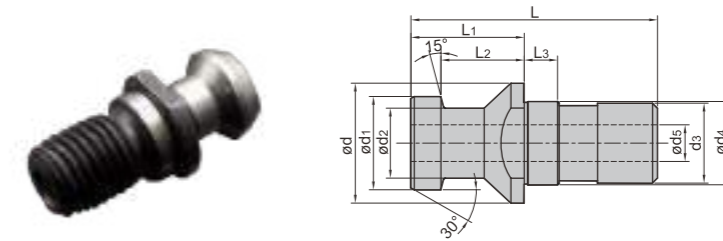
### ■ 强力铣夹头刀柄用扳手

外形图	型号	L
	WZC20-L	55-62
	WZC25-L	68-72
	WZC32-L	
	WZC40-L	78-85
	WZC50-L	100-100

注：配用扳手需要单独订货。

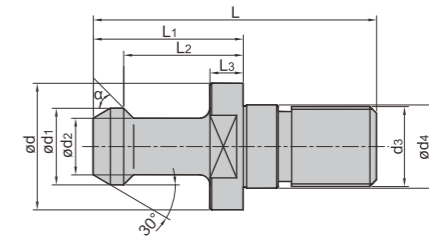
### ■ 拉钉 DIN69872

内冷型



型号	基本尺寸(mm)										重量(kg)
	L	L <sub>1</sub>	L <sub>2</sub>	L <sub>3</sub>	d	d <sub>1</sub>	d <sub>2</sub>	d <sub>3</sub>	d <sub>4</sub>	d <sub>5</sub>	
JT40-A	54	26	20	7	23	19	14	M16	17	7	0.07
JT50-A	74	34	25	10	36	28	21	M24	25	11.5	0.2

### ■ 拉钉 MAS403-1975



型号	基本尺寸(mm)										重量(kg)
	L	L <sub>1</sub>	L <sub>2</sub>	L <sub>3</sub>	d	d <sub>1</sub>	d <sub>2</sub>	d <sub>3</sub>	d <sub>4</sub>	α	
BT40-45°	60	35	28	6	23	15	10	M16	17	45°	0.06
BT40-60°	60	35	28	6	23	15	10	M16	17	60°	0.06
BT40-90°	60	35	28	6	23	15	10	M16	17	90°	0.06
BT50-45°	85	45	35	10	38	23	17	M24	25	45°	0.26
BT50-60°	85	45	35	10	38	23	17	M24	25	60°	0.26
BT50-90°	85	45	35	10	38	23	17	M24	25	90°	0.26

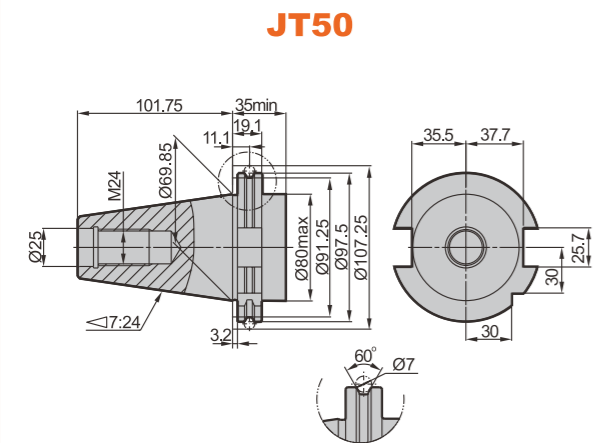
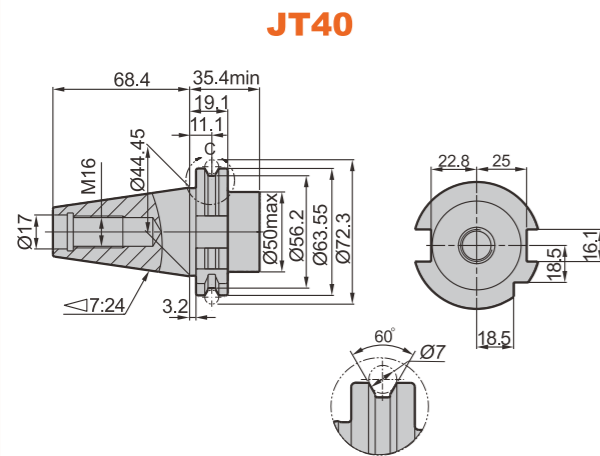
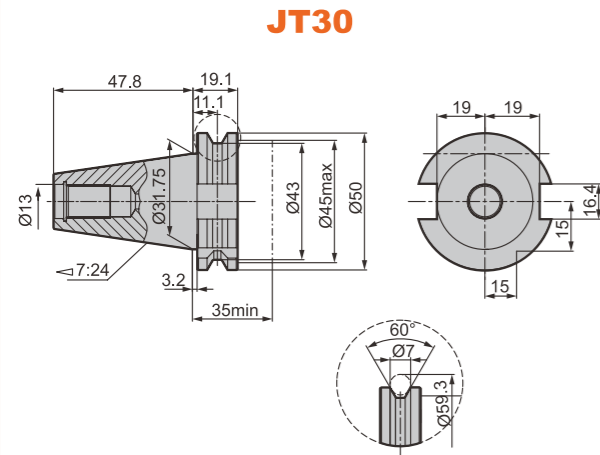
常规制造不带内冷孔。

若需要内冷的，订货时请注明。示例：BT40-45°W 1件。

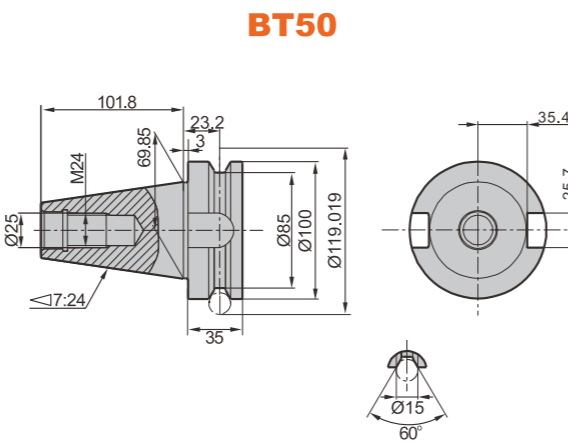
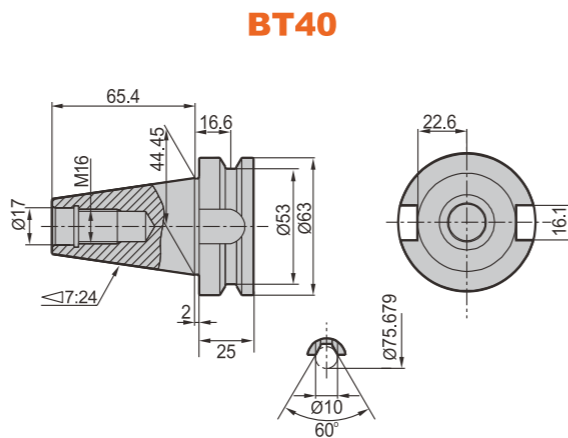
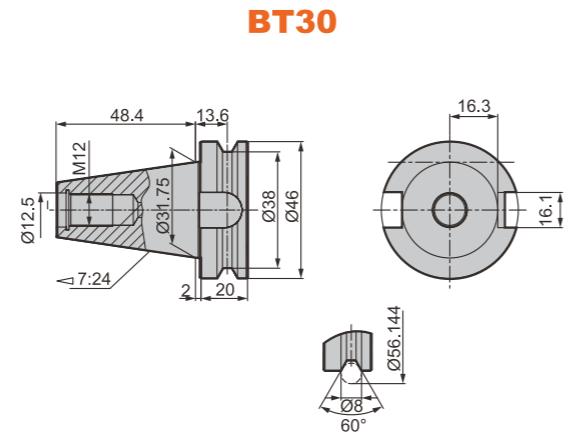
其他型式的拉钉可根据要求定制。

### ■ 锥柄标准

锥柄形式 DIN69871-A

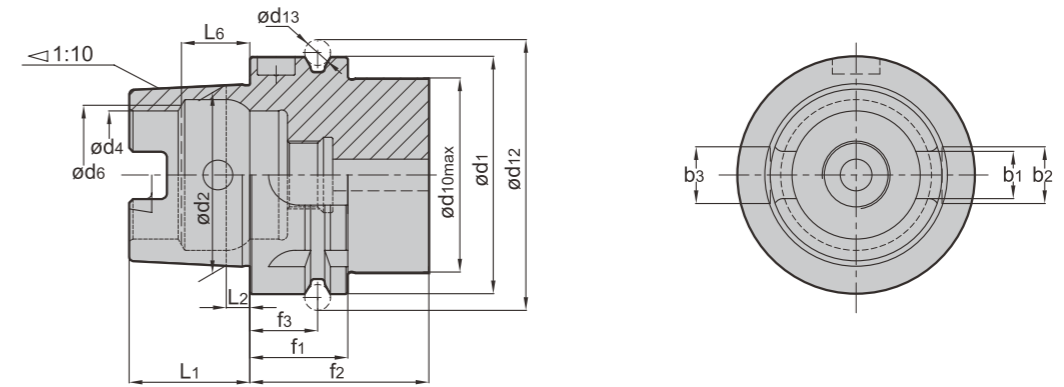


锥柄形式 MAS403BT



### ■ 锥柄标准

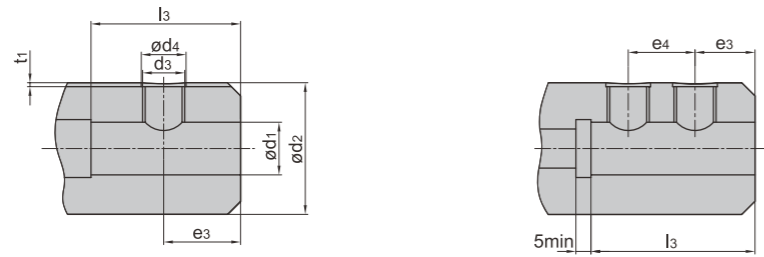
HSK短锥形式 A型(DIN69893A)



	b <sub>1</sub>	b <sub>2</sub>	b <sub>3</sub>	d <sub>1</sub>	d <sub>2</sub>	d <sub>4</sub>	d <sub>6</sub>	d <sub>10</sub>	d <sub>12</sub>	d <sub>13</sub>	f <sub>1</sub>	f <sub>2</sub>	f <sub>3</sub>	L <sub>1</sub>	L <sub>2</sub>	L <sub>6</sub>
HSK32	7.05	7	9	32	24	17	19	26	37	4	20	35	16	16	3.2	8.92
HSK40	8.05	9	11	40	30	21	23	34	45	4	20	35	16	20	4	11.42
HSK50	10.54	12	14	50	38	26	29	42	59.3	7	26	42	18	25	5	14.13
HSK63	12.54	16	18	63	48	34	37	53	72.3	7	26	42	18	32	6.3	18.13
HSK100	20.02	20	22	100	75	53	58	88	109.75	7	29	45	20	50	10	28.56

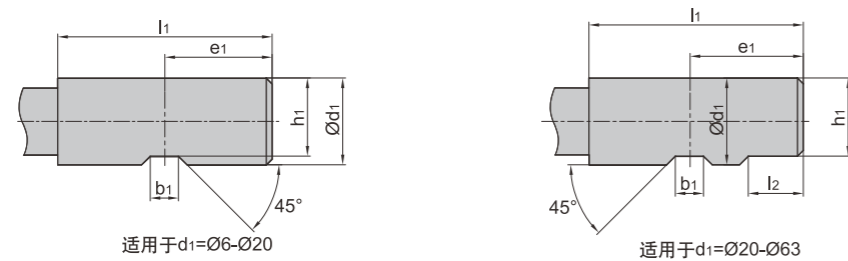


### ■ 侧固式刀柄型式



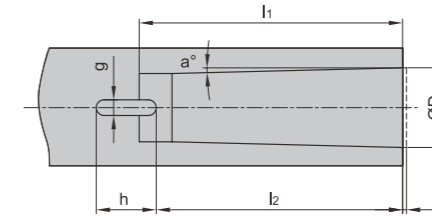
d <sub>1</sub> (H5)	d <sub>2</sub> (0-1)	d <sub>3</sub> (6H)	d <sub>4</sub> (min)	e <sub>3</sub> (01)	e <sub>4</sub> (±0.5)	l <sub>3</sub> (±1)	t <sub>1</sub>
6	25	M6	8	18.0	3.5	8.5	1.5
8	28	M8	10	17	4.5	10	2.5
10	35	M10	12	20	5.0	15	4.0
12	42	M12	14	20	6.0	20	5.0
14	44	M12	14	25	-	21	6.0
16	48	M14	16				
18	50	M14	16				
20	52	M16	18				
25	65	M18×2	20				
32	72	M20×2	22				

### ■ 侧固式刀具型式



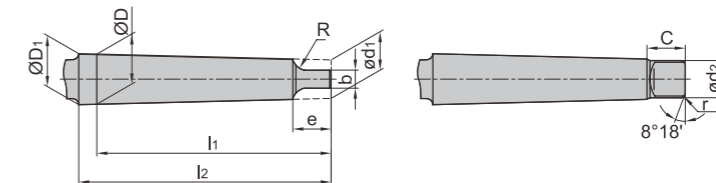
d <sub>1</sub> (h6)	l <sub>1</sub> ( <sup>+2</sup> <sub>0</sub> )	b <sub>1</sub> ( <sup>+0.05</sup> <sub>0</sub> )	l <sub>2</sub> ( <sup>+1</sup> <sub>0</sub> )	e <sub>1</sub> ( <sub>1</sub> )	h <sub>1</sub> (h <sub>11</sub> )
6	36	4.2	-	18.0	5.1
8	36	5.5	-	18.0	6.9
10	40	7.0	-	20.0	8.5
12	45	8.0	-	22.5	10.4
14	45	8.0	-	22.5	12.7
16	48	10.0	-	24.0	14.2
18	48	10.0	-	24.0	16.2
20	50	11.0	-	25.0	18.2
25	56	12.0	17	32.0	23.0
32	60	14.0	19	35.0	30.0

### ■ 有扁尾莫氏圆锥柄型式



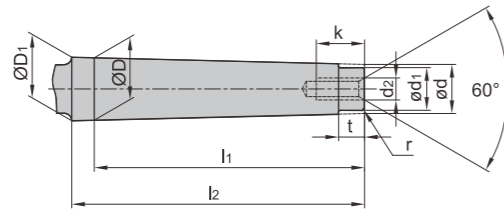
锥度号	锥度	锥角 α°	ØD	l <sub>1</sub> (min)	l <sub>2</sub>	g	h	z	对应钻头直径范围 (mm)	
MT1	1/20.047	0.04988	1°25'43"	12.065	56	52	5.4	19	1	3.00-14.00
MT2	1/20.047	0.04988	1°25'50"	17.780	67	62	6.6	22	1	14.00-23.00
MT3	1/20.047	0.04988	1°26'16"	23.825	84	78	8.2	27	1	23.00-32.00
MT4	1/20.047	0.04988	1°29'15"	31.267	107	98	12.2	32	1.5	32.00-50.00
MT5	1/20.047	0.04988	1°30'26"	44.399	135	125	16.2	38	1.5	50.00-75.00

### ■ 有扁尾莫氏圆锥柄



锥度号	D	D <sub>1</sub>	d <sub>1</sub>	d <sub>2</sub>	l <sub>1</sub>	l <sub>2</sub>	b	c	e	R	r	对应钻头直径范围 (mm)
MT1	12.065	12.240	8.972	8.7	62.0	65.5	5.2	8.5	13.5	5	1.2	3.00-14.00
MT2	17.780	18.030	14.034	13.5	75.0	80.0	6.3	10.0	16.0	6	1.6	14.25-23.00
MT3	23.825	24.076	19.107	18.5	94.0	99.0	7.9	13.0	20.0	7	2	23.25-31.75
MT4	31.267	31.605	25.164	24.5	117.5	124.0	11.9	16.0	24.0	8	2.5	32.00-50.50
MT5	44.399	44.741	36.531	35.7	149.5	156.0	15.9	19.0	29.0	10	3	51.00-76.00

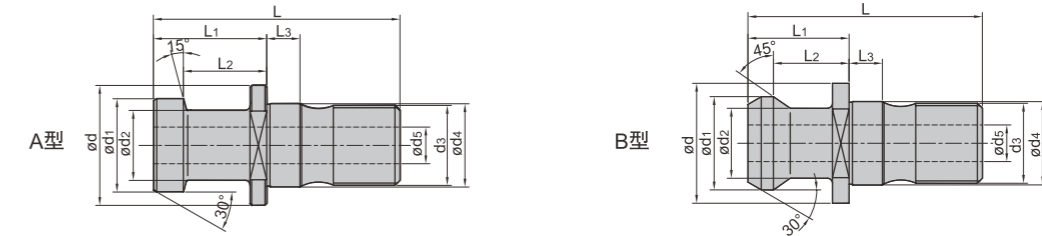
## ■ 无扁尾莫氏圆锥柄



锥度号	D	D <sub>1</sub>	d	d <sub>1</sub>	l <sub>1</sub>	l <sub>2</sub>	t	r	d <sub>2</sub>	K	对应铣刀直径范围 (mm)
MT1	12.065	12.240	9.396	9	53.5	57	5	0.2	M6	16	6.00-12.00
MT2	17.780	18.030	14.583	14	64	69	5	0.2	M10	24	14.00-20.00
MT3	23.825	24.076	19.759	19	81	86	7	0.6	M12	28	22.00-36.00
MT4	31.267	31.605	25.943	25	102.5	109	9	1.0	M16	32	32.00-56.00
MT5	44.399	44.741	37.584	25.7	129.5	136	9	2.5	M20	40	40.00-71.00

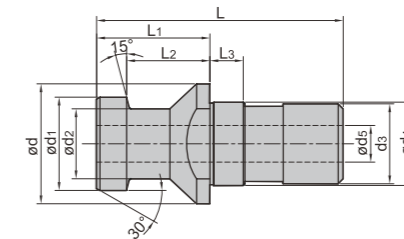
## ■ 拉钉标准

### 拉钉 ISO7388/2



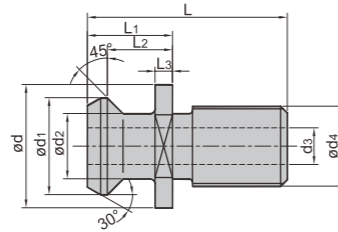
尺寸(mm)										重量(kg)
L	L <sub>1</sub>	L <sub>2</sub>	L <sub>3</sub>	d	d <sub>1</sub>	d <sub>2</sub>	d <sub>3</sub>	d <sub>4</sub>	d <sub>5</sub>	
44	24	19	5	17	12	8	M12	13	-	0.05
54	26	20	7	23	19	14	M16	17	7.0	0.07
74	34	25	10	36	28	21	M24	25	11.5	0.22
27	11.8	8.1	5	17	13.3	9.3	M12	13	-	0.05
44.5	16.40	11.15	7	22.5	18.95	12.95	M16	17	7.0	0.07
65.5	25.55	17.95	10	36.0	29.10	19.60	M24	25	11.5	0.22

### 拉钉 DIN69872



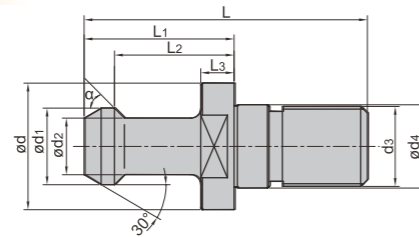
尺寸(mm)										重量(kg)
L	L <sub>1</sub>	L <sub>2</sub>	L <sub>3</sub>	d	d <sub>1</sub>	d <sub>2</sub>	d <sub>3</sub>	d <sub>4</sub>	d <sub>5</sub>	
44	24	19	5	17	13	9	M12	13	-	0.05
54	26	20	7	23	19	14	M16	17	7.0	0.07
74	34	25	10	36	28	21	M24	25	11.5	0.20

美国标准 ANSI B5.50



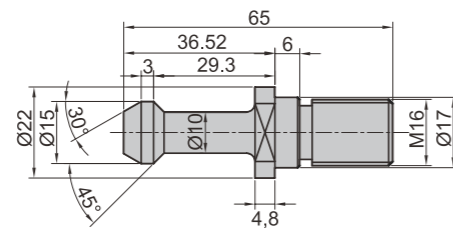
尺寸(mm)									重量(kg)
L	L <sub>1</sub>	L <sub>2</sub>	L <sub>3</sub>	d	d <sub>1</sub>	d <sub>2</sub>	d <sub>3</sub>	d <sub>4</sub>	
29	11.80	8.15	2.75	16.5	13.55	9.30	M12	4.15	0.02
39	16.40	11.15	3.25	22.5	18.95	12.95	M16	7.35	0.07
60	25.55	17.95	5.25	37.0	29.10	19.60	M24	11.55	0.20

日本标准 MAS403—1975



尺寸(mm)										重量(kg)
L	L <sub>1</sub>	L <sub>2</sub>	L <sub>3</sub>	d	d <sub>1</sub>	d <sub>2</sub>	d <sub>3</sub>	d <sub>4</sub>	α	
43	23	18	5	16.5	11	7	M12	12.5	45°	0.03
43	23	18	5	16.5	11	7	M12	12.5	60°	0.03
60	35	28	6	23	15	10	M16	17	45°	0.06
60	35	28	6	23	15	10	M16	17	60°	0.06
85	45	35	10	38	23	17	M24	25	45°	0.20
85	45	35	10	38	23	17	M24	25	60°	0.20

专用拉钉 JDY40



★ 备注:2018-2019年产品型录所刊登产品含标准配件,但不包含配套刀片,特此说明!

了解具体库存情况请致电厂家 详情请登陆网站www.hnsant.com

经营理念:

团结创新、开拓进取

诚信务实、互利共赢

